



MARITIME INDUSTRY AUTHORITY SITUATION REPORT – 67

Passenger and Cargo Shipping Operations on May 29, 2020
 in areas under MECQ, MGCQ, and GCQ
Data generated on May 29, 2020, 3:00 PM

HIGHLIGHTS

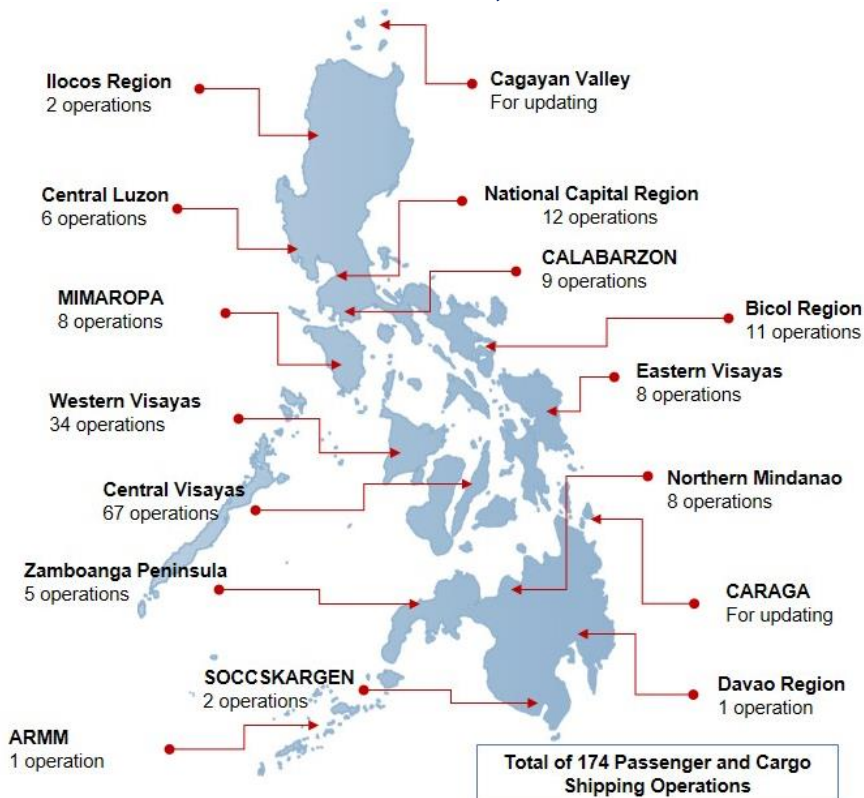
- Fifty-five percent (55%) of passenger and cargo shipping operations were completed in accordance with the ships' CPC.
- Forty-five percent (45%) of the shipping operations were affected due to the measures implemented in view Code Red Sublevel 2 for the COVID-19.
- Operations of passenger ships were more affected compared to cargo ships. 80% of the cargo shipping operations were completed under normal conditions compared to passenger ships at 40%.
- **With cargo shipping still operational, transport of goods amid MECQ, MGCQ, and GCQ is assured.**

PASSENGER AND CARGO SHIPPING IN NUMBERS

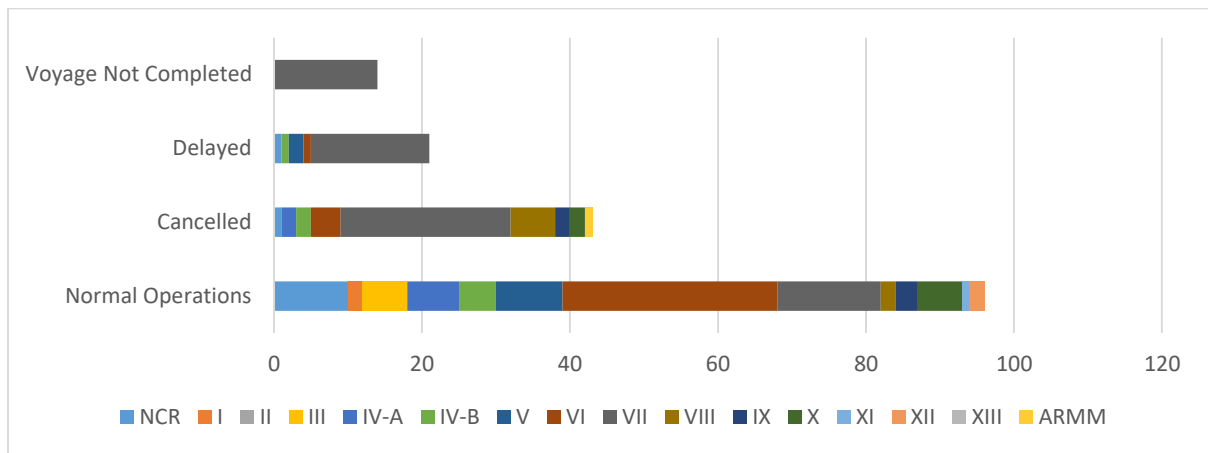
May 29, 2020

- 174** Shipping Operations Recorded
- 109** Passenger Ships Operated
- 65** Cargo Ships Operated
- 96** Ships Operated Normally
- 43** Operations Cancelled
- 21** Operations Delayed
- 14** Operations Uncompleted

PASSENGER AND CARGO SHIPPING OPERATIONS IN THE PHILIPPINES IN AREAS UNDER MECQ, MGCQ and GCQ



I. STATUS OF SHIPPING OPERATIONS NATIONWIDE



On May 29, 2020, there were 174 passenger and cargo shipping operations conducted wherein 96 or 55% were completed in accordance with their Certificate of Public Convenience (CPC).

Out of the 96 operations completed under normal conditions, the reported movements were mostly in the Eastern Visayas Region at 30% and Central Visayas Regions at 15%.

Meanwhile, 25% of the passenger and cargo shipping operations were cancelled, all due to the community quarantine measures imposed by the different local government units governing the ships' ports of destination. Mostly affected were operations in the Central Visayas and Eastern Visayas Regions.

Twenty (20) passenger ships or 18% encountered delays due to the additional measures adopted in view of COVID-19 such as temperature screening and inspections.

Lastly, five (5) passenger and nine (9) cargo shipping operations were not completed at the time of reporting, as the respective ships were still underway.

II. STATUS OF SHIPPING OPERATIONS BY CLASSIFICATION

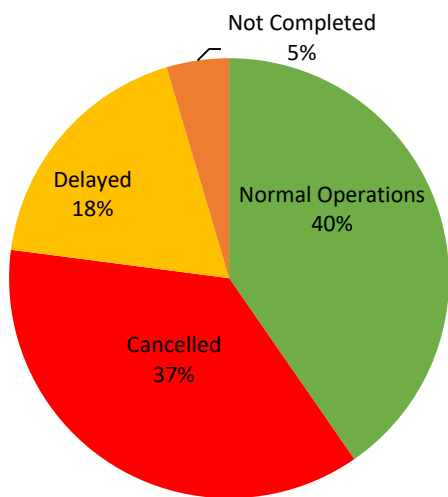
Region	Normal Operations		Cancelled		Delayed		Not Completed	
	Passenger	Cargo	Passenger	Cargo	Passenger	Cargo	Passenger	Cargo
NCR	2	8	1	0	1	0	0	0
I	0	2	0	0	0	0	0	0
II	0	0	0	0	0	0	0	0
III	0	6	0	0	0	0	0	0
IV-A	3	4	2	0	0	0	0	0
IV-B	4	1	2	0	1	0	0	0
V	9	0	0	0	2	0	0	0
VI	21	8	2	2	1	0	0	0
VII	2	12	22	1	15	1	5	9
VIII	0	2	6	0	0	0	0	0
IX	1	2	2	0	0	0	0	0
X	2	4	2	0	0	0	0	0
XI	0	1	0	0	0	0	0	0
XII	0	2	0	0	0	0	0	0
XIII	0	0	0	0	0	0	0	0
ARMM	0	0	1	0	0	0	0	0
Total	44	52	40	3	20	1	5	9

Amid the measures in place due to MECQ, MGCQ, and GCQ, 52 out of 65 (80%) cargo ships still operated normally – are 1 bulk carrier, 1 chemical tanker, 10 container ships, 4 general cargo ships, 12 LCT ships, 23 oil tankers, and 1 Roro cargo ship.

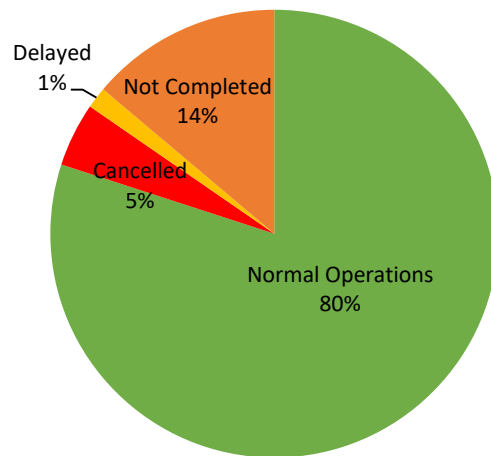
Forty-four (44) passenger ships completed their voyage – 34 conventional passenger ships and 10 RoPax ships completed their operations but mostly only carried cargoes during their voyage.

Meanwhile out of the 109 passenger ships, 60% were affected by the measures adopted in view of COVID-19. These measures caused either the cancellation, delay, or uncompleted operations of 65 passenger ships.

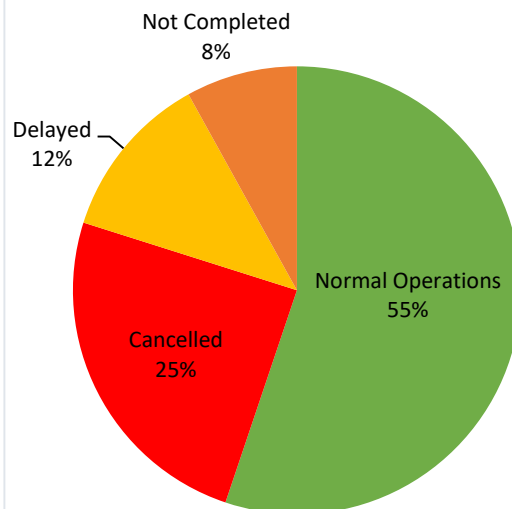
PASSENGER Ship Operations



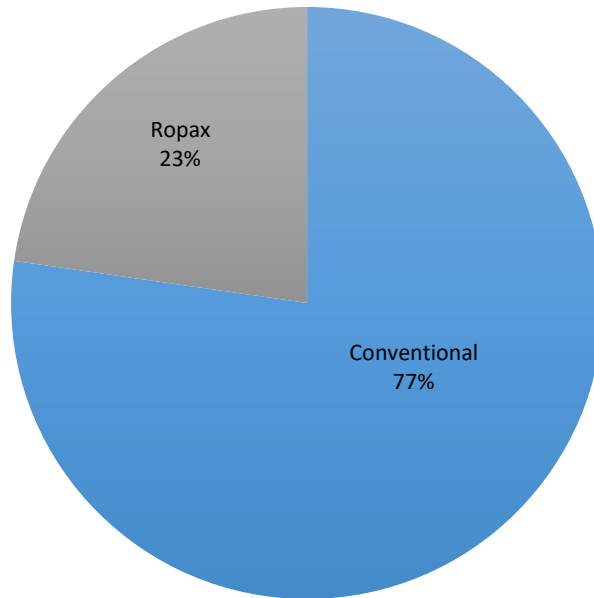
CARGO Ship Operations



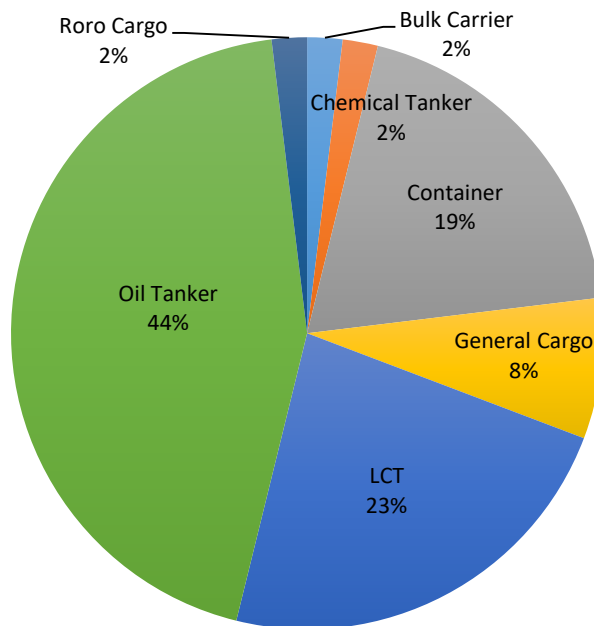
PASSENGER and CARGO Ship Operations



Passenger Ship Types under Normal Operations



Cargo Ship Types under Normal Operations





WEEKLY STATUS OF SHIPPING OPERATIONS

20 March to 28 May 2020

