



MARITIME INDUSTRY AUTHORITY SITUATION REPORT – 61

Passenger and Cargo Shipping Operations on May 23, 2020
 amid Code Red Sublevel 2 for the COVID-19
Data generated on May 23, 2020, 3:00 PM

HIGHLIGHTS

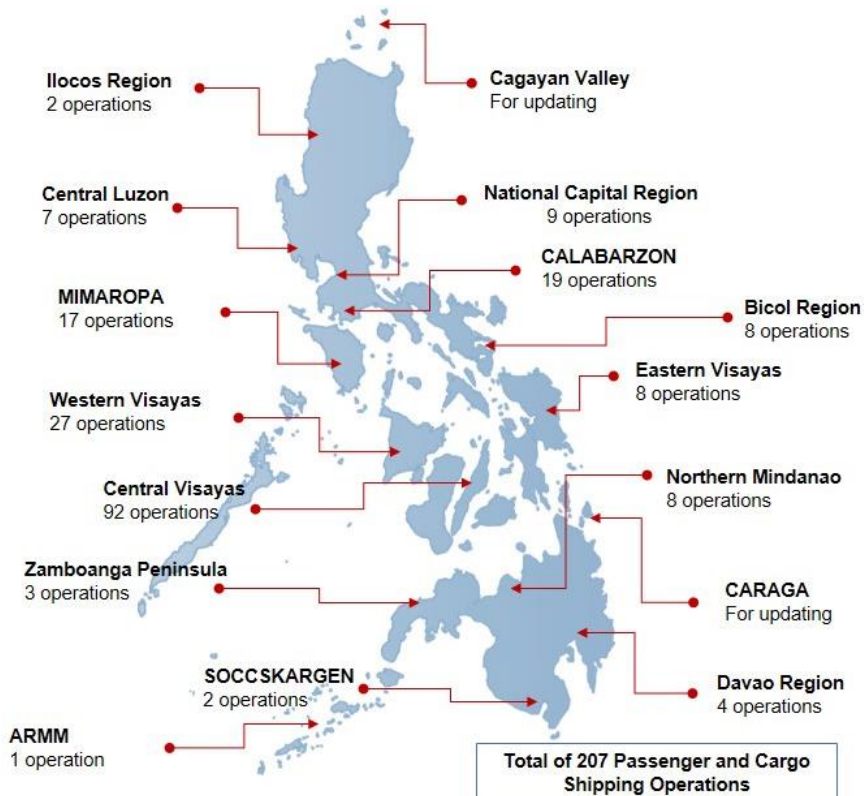
- Fifty-two percent (52%) of passenger and cargo shipping operations were completed in accordance with the ships' CPC.
- Forty-eight percent (48%) of the shipping operations were affected due to the measures implemented in view Code Red Sublevel 2 for the COVID-19.
- Operations of passenger ships were more affected compared to cargo ships. 83% of the cargo shipping operations were completed under normal conditions compared to passenger ships at 33%.
- **With cargo shipping still operational, transport of goods amid Enhanced Community Quarantine is assured.**

PASSENGER AND CARGO SHIPPING IN NUMBERS

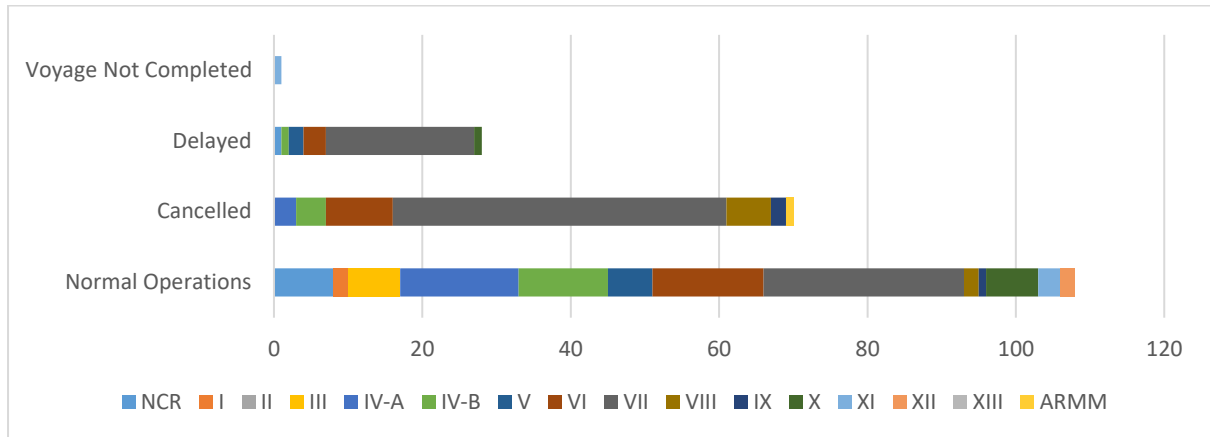
May 23, 2020

- 207** Shipping Operations Recorded
- 127** Passenger Ships Operated
- 80** Cargo Ships Operated
- 108** Ships Operated Normally
- 70** Operations Cancelled
- 28** Operations Delayed
- 1** Operation Uncompleted

PASSENGER AND CARGO SHIPPING OPERATIONS IN THE PHILIPPINES AMID CODE RED SUBLEVEL 2 FOR THE COVID-19



I. STATUS OF SHIPPING OPERATIONS NATIONWIDE



On May 23, 2020, there were 207 passenger and cargo shipping operations conducted wherein 108 or 52% were completed in accordance with their Certificate of Public Convenience (CPC).

Out of the 108 operations completed under normal conditions, the reported movements were mostly in the Central Visayas Region at 25% and Calabarzon Regions at 15%.

Meanwhile, 34% of the passenger and cargo shipping operations were cancelled, all due to the community quarantine measures imposed by the different local government units governing the ships' ports of destination. Mostly affected were operations in the Central Visayas and Western Visayas Regions.

Twenty-five (25) passenger ships or 20% encountered delays due to the additional measures adopted in view of COVID-19 such as temperature screening and inspections.

Lastly, only one (1) cargo shipping operation was not completed at the time of reporting, as the respective ship was still underway.

II. STATUS OF SHIPPING OPERATIONS BY CLASSIFICATION

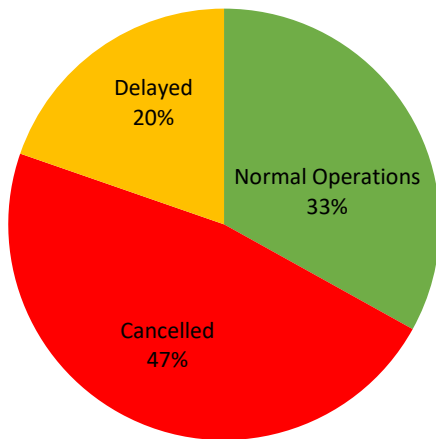
Region	Normal Operations		Cancelled		Delayed		Not Completed	
	Passenger	Cargo	Passenger	Cargo	Passenger	Cargo	Passenger	Cargo
NCR	3	5	0	0	1	0	0	0
I	0	2	0	0	0	0	0	0
II	0	0	0	0	0	0	0	0
III	0	7	0	0	0	0	0	0
IV-A	11	5	3	0	0	0	0	0
IV-B	7	5	4	0	1	0	0	0
V	4	2	0	0	2	0	0	0
VI	8	7	9	0	3	0	0	0
VII	8	19	35	10	18	2	0	0
VIII	0	2	6	0	0	0	0	0
IX	0	1	2	0	0	0	0	0
X	1	6	0	0	0	1	0	0
XI	0	3	0	0	0	0	0	1
XII	0	2	0	0	0	0	0	0
XIII	0	0	0	0	0	0	0	0
ARMM	0	0	1	0	0	0	0	0
Total	42	66	60	10	25	3	0	1

Amid the measures in place due to Code Red Sublevel 2 on COVID-19, 66 out of 80 (83%) cargo ships still operated normally – are 2 chemical tankers, 12 container ships, 2 general cargo ships, 15 LCT ships, 26 oil tankers, 7 Roro cargo ships, and 2 other types.

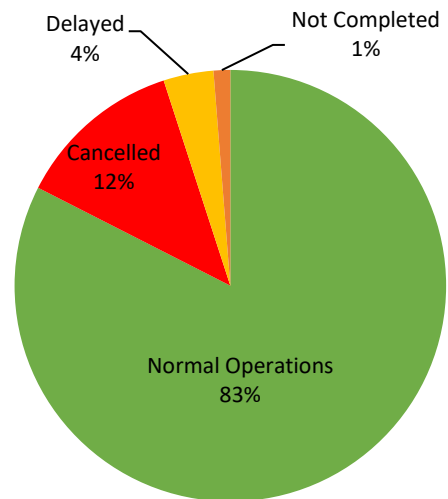
Forty-two (42) passenger ships completed their voyage – 25 conventional passenger ships and 17 RoPax ships completed their operations but mostly only carried cargoes during their voyage.

Meanwhile out of the 127 passenger ships, 67% were affected by the measures adopted in view of COVID-19. These measures caused either the cancellation, delay, or uncompleted operations of 85 passenger ships.

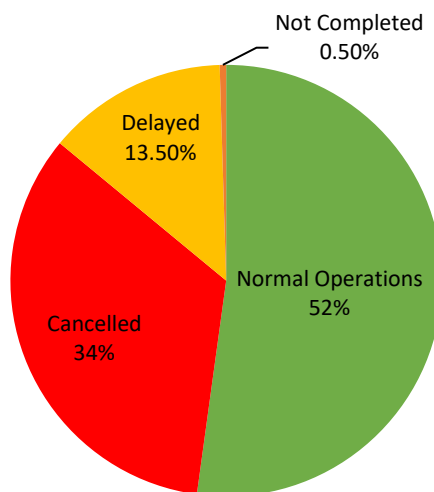
PASSENGER Ship Operations



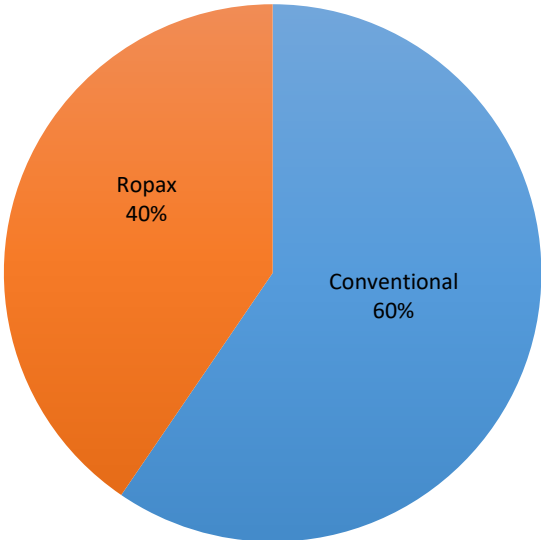
CARGO Ship Operations



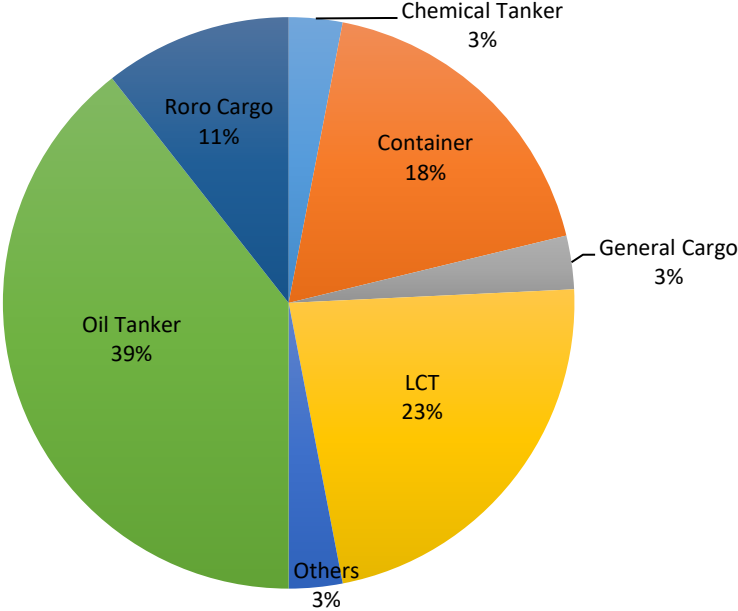
PASSENGER AND CARGO Ship Operations



Passenger Ship Types under Normal Operations



Cargo Ship Types under Normal Operations





WEEKLY STATUS OF SHIPPING OPERATIONS

20 March to 21 May 2020

