



## MARITIME INDUSTRY AUTHORITY SITUATION REPORT – 70

Passenger and Cargo Shipping Operations on June 01, 2020  
 in areas under MECQ, MGCQ, and GCQ  
*Data generated on June 01, 2020, 3:00 PM*

### HIGHLIGHTS

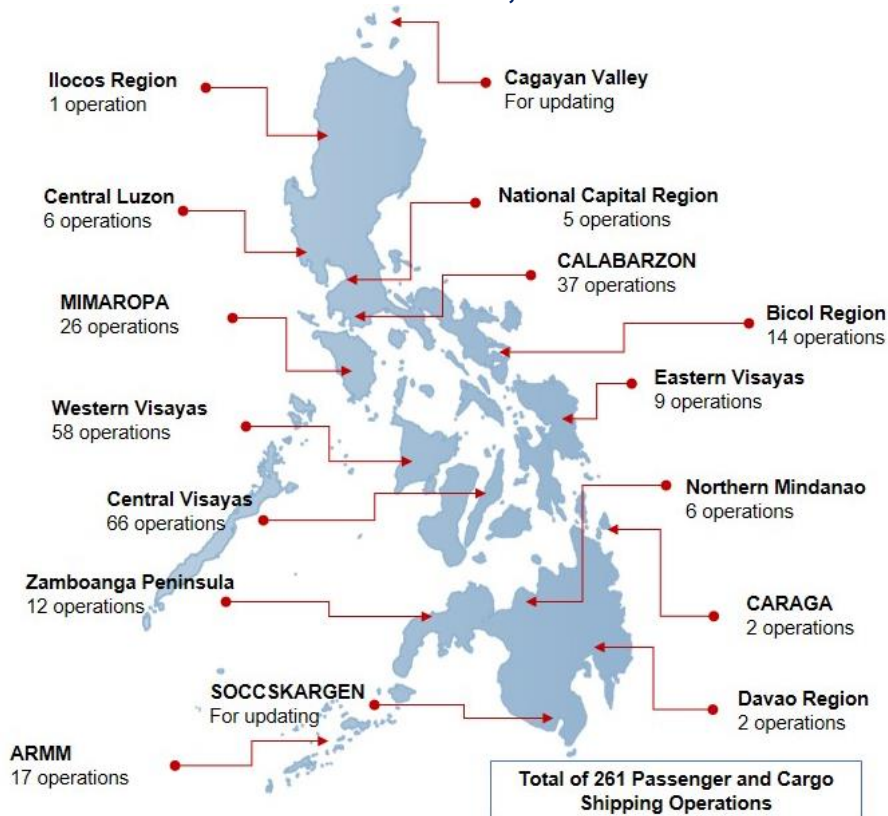
- Fifty-six percent (56%) of passenger and cargo shipping operations were completed in accordance with the ships' CPC.
- Forty-four percent (44%) of the shipping operations were affected due to the measures implemented in view Code Red Sublevel 2 for the COVID-19.
- Operations of passenger ships were more affected compared to cargo ships. 73% of the cargo shipping operations were completed under normal conditions compared to passenger ships at 50%.
- **With cargo shipping still operational, transport of goods amid MECQ, MGCQ, and GCQ is assured.**

### PASSENGER AND CARGO SHIPPING IN NUMBERS

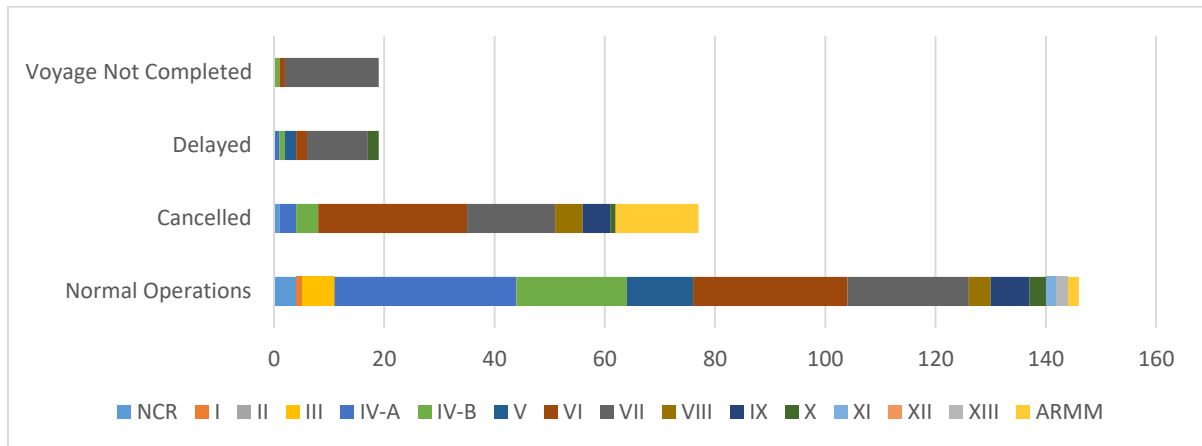
June 01, 2020

- 261** Shipping Operations Recorded
- 194** Passenger Ships Operated
- 67** Cargo Ships Operated
- 146** Ships Operated Normally
- 77** Operations Cancelled
- 19** Operations Delayed
- 19** Operations Uncompleted

### PASSENGER AND CARGO SHIPPING OPERATIONS IN THE PHILIPPINES IN AREAS UNDER MECQ, MGCQ and GCQ



## I. STATUS OF SHIPPING OPERATIONS NATIONWIDE



On June 01, 2020, there were 261 passenger and cargo shipping operations conducted wherein 146 or 56% were completed in accordance with their Certificate of Public Convenience (CPC).

Out of the 146 operations completed under normal conditions, the reported movements were mostly in the Calabarzon Region at 23% and Western Visayas Region at 19%.

Meanwhile, 30% of the passenger and cargo shipping operations were cancelled, all due to the community quarantine measures imposed by the different local government units governing the ships' ports of destination. Mostly affected were operations in the Central Visayas and Western Visayas Regions.

Eighteen (18) passenger ships or 9% encountered delays due to the additional measures adopted in view of COVID-19 such as temperature screening and inspections.

Lastly, six (6) passenger and thirteen (13) cargo shipping operations were not completed at the time of reporting, as the respective ships were still underway.

## II. STATUS OF SHIPPING OPERATIONS BY CLASSIFICATION

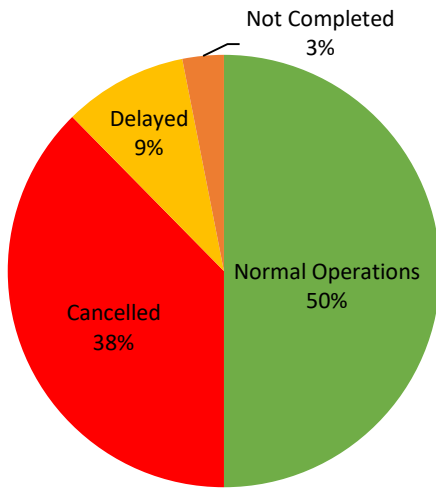
Region	Normal Operations		Cancelled		Delayed		Not Completed	
	Passenger	Cargo	Passenger	Cargo	Passenger	Cargo	Passenger	Cargo
<b>NCR</b>	3	1	1	0	0	0	0	0
<b>I</b>	0	1	0	0	0	0	0	0
<b>II</b>	0	0	0	0	0	0	0	0
<b>III</b>	0	6	0	0	0	0	0	0
<b>IV-A</b>	31	2	3	0	1	0	0	0
<b>IV-B</b>	17	3	4	0	1	0	1	0
<b>V</b>	12	0	0	0	2	0	0	0
<b>VI</b>	19	9	24	3	2	0	0	1
<b>VII</b>	4	18	15	1	11	0	5	12
<b>VIII</b>	1	3	5	0	0	0	0	0
<b>IX</b>	4	3	5	0	0	0	0	0
<b>X</b>	2	1	1	0	1	1	0	0
<b>XI</b>	0	2	0	0	0	0	0	0
<b>XII</b>	0	0	0	0	0	0	0	0
<b>XIII</b>	2	0	0	0	0	0	0	0
<b>ARMM</b>	2	0	15	0	0	0	0	0
<b>Total</b>	<b>97</b>	<b>49</b>	<b>73</b>	<b>4</b>	<b>18</b>	<b>1</b>	<b>6</b>	<b>13</b>

Amid the measures in place due to MECQ, MGCQ, and GCQ, 49 out of 67 (73%) cargo ships still operated normally – are 7 container ships, 2 general cargo ships, 19 LCT ships, 17 oil tankers, and 4 Roro cargo ships.

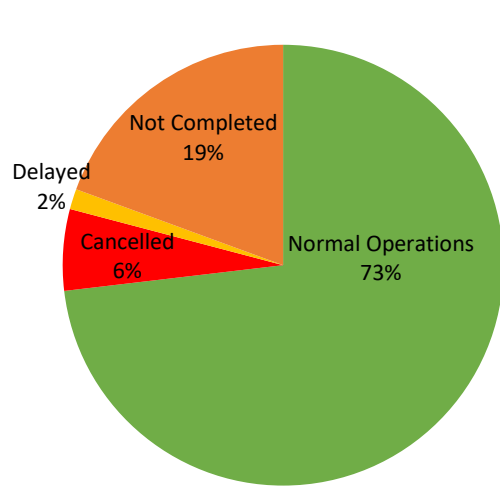
Ninety-seven (97) passenger ships completed their voyage – 88 conventional passenger ships and 9 RoPax ships completed their operations but mostly only carried cargoes during their voyage.

Meanwhile out of the 194 passenger ships, 50% were affected by the measures adopted in view of COVID-19. These measures caused either the cancellation, delay, or uncompleted operations of 97 passenger ships.

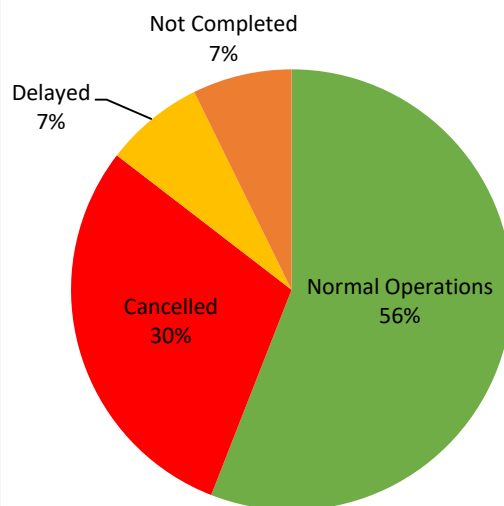
### PASSENGER Ship Operations



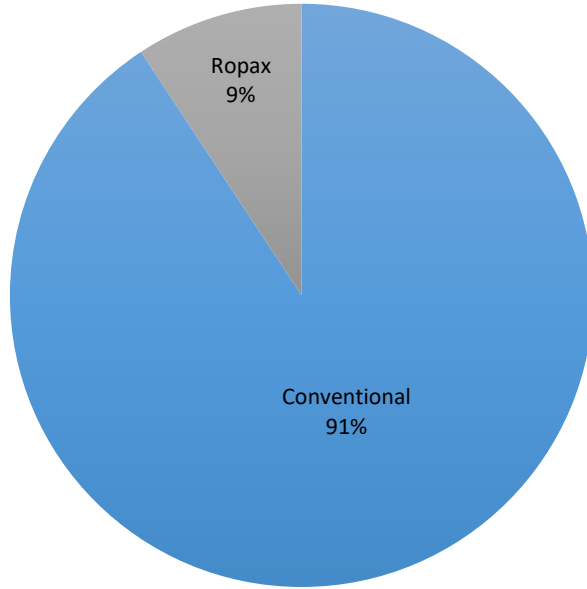
### CARGO Ship Operations



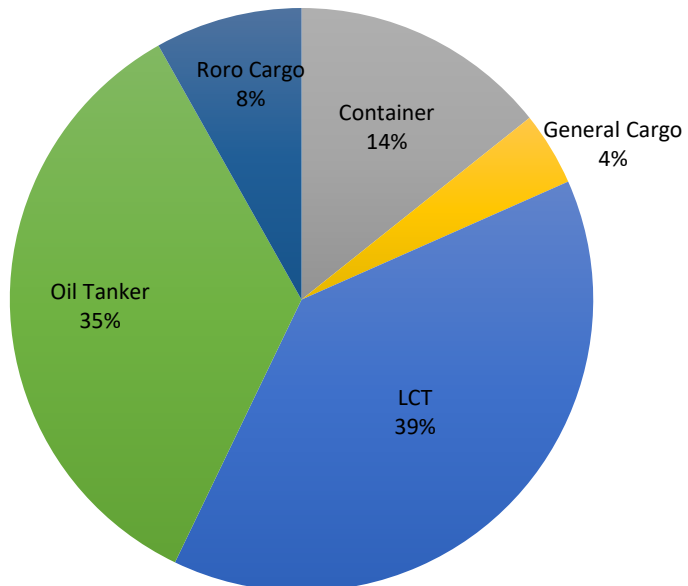
### PASSENGER and CARGO Ship Operations



### Passenger Ship Types under Normal Operations



### Cargo Ship Types under Normal Operations





# WEEKLY STATUS OF SHIPPING OPERATIONS

20 March to 28 May 2020

