



MARITIME INDUSTRY AUTHORITY SITUATION REPORT – 71

Passenger and Cargo Shipping Operations on June 02, 2020
 in areas under MECQ, MGCQ, and GCQ
Data generated on June 02, 2020, 3:00 PM

HIGHLIGHTS

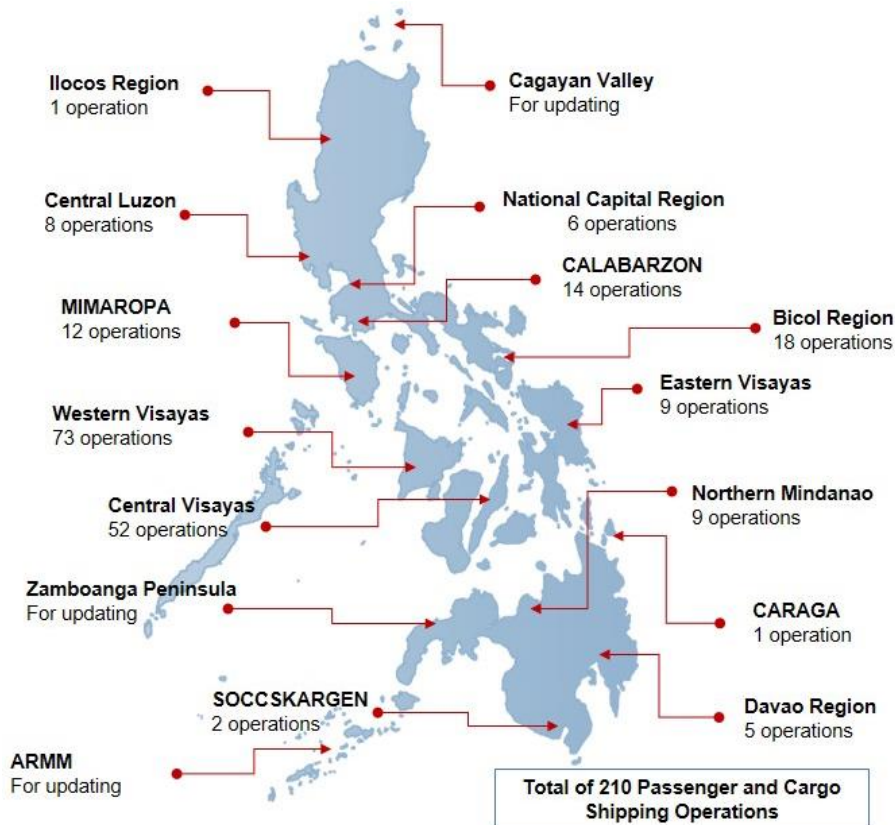
- Seventy-one percent (71%) of passenger and cargo shipping operations were completed in accordance with the ships' CPC.
- Twenty-nine percent (29%) of the shipping operations were affected due to the measures implemented in view Code Red Sublevel 2 for the COVID-19.
- Operations of passenger ships were more affected compared to cargo ships. 92% of the cargo shipping operations were completed under normal conditions compared to passenger ships at 64%.
- With cargo shipping still operational, transport of goods amid MECQ, MGCQ, and GCQ is assured.**

PASSENGER AND CARGO SHIPPING IN NUMBERS

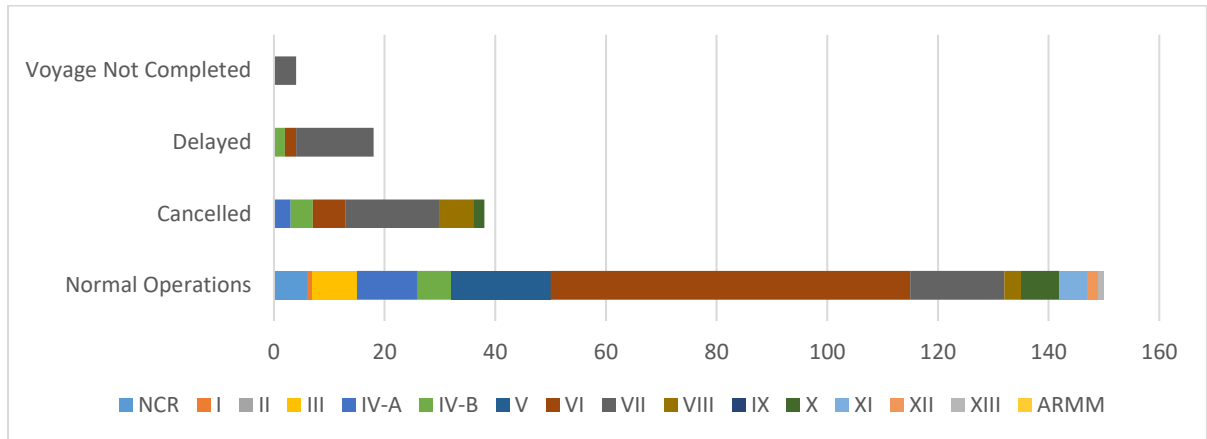
June 02, 2020

- 210** Shipping Operations Recorded
- 151** Passenger Ships Operated
- 59** Cargo Ships Operated
- 150** Ships Operated Normally
- 38** Operations Cancelled
- 18** Operations Delayed
- 4** Operations Uncompleted

PASSENGER AND CARGO SHIPPING OPERATIONS IN THE PHILIPPINES IN AREAS UNDER MECQ, MGCQ and GCQ



I. STATUS OF SHIPPING OPERATIONS NATIONWIDE



On June 02, 2020, there were 210 passenger and cargo shipping operations conducted wherein 150 or 71% were completed in accordance with their Certificate of Public Convenience (CPC).

Out of the 150 operations completed under normal conditions, the reported movements were mostly in the Western Visayas Region at 43% and Bicol Region at 12%.

Meanwhile, 18% of the passenger and cargo shipping operations were cancelled, all due to the community quarantine measures imposed by the different local government units governing the ships' ports of destination. Mostly affected were operations in the Central, Eastern and Western Visayas Regions.

Eighteen (18) passenger ships or 12% encountered delays due to the additional measures adopted in view of COVID-19 such as temperature screening and inspections.

Lastly, two (2) passenger and two (2) cargo shipping operations were not completed at the time of reporting, as the respective ships were still underway.

II. STATUS OF SHIPPING OPERATIONS BY CLASSIFICATION

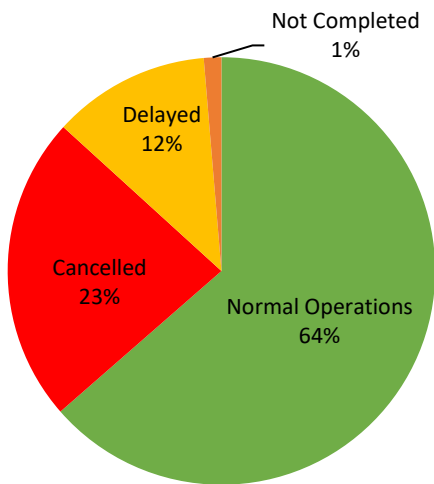
Region	Normal Operations		Cancelled		Delayed		Not Completed	
	Passenger	Cargo	Passenger	Cargo	Passenger	Cargo	Passenger	Cargo
NCR	3	3	0	0	0	0	0	0
I	0	1	0	0	0	0	0	0
II	0	0	0	0	0	0	0	0
III	0	8	0	0	0	0	0	0
IV-A	5	6	3	0	0	0	0	0
IV-B	2	4	4	0	2	0	0	0
V	18	0	0	0	0	0	0	0
VI	57	8	4	2	2	0	0	0
VII	5	12	16	1	14	0	2	2
VIII	0	3	6	0	0	0	0	0
IX	0	0	0	0	0	0	0	0
X	4	3	2	0	0	0	0	0
XI	1	4	0	0	0	0	0	0
XII	1	1	0	0	0	0	0	0
XIII	0	1	0	0	0	0	0	0
ARMM	0	0	0	0	0	0	0	0
Total	96	54	35	3	18	0	2	2

Amid the measures in place due to MECQ, MGCQ, and GCQ, 54 out of 59 (92%) cargo ships still operated normally – are 11 container ships, 1 general cargo ship, 14 LCT ships, 26 oil tankers, and 2 Roro cargo ships.

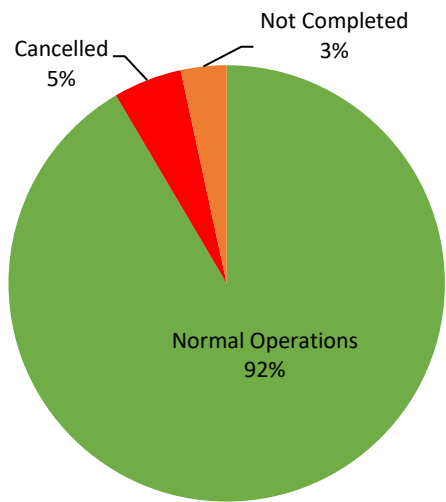
Ninety-six (96) passenger ships completed their voyage – 79 conventional passenger ships and 17 RoPax ships completed their operations but mostly only carried cargoes during their voyage.

Meanwhile out of the 151 passenger ships, 36% were affected by the measures adopted in view of COVID-19. These measures caused either the cancellation, delay, or uncompleted operations of 55 passenger ships.

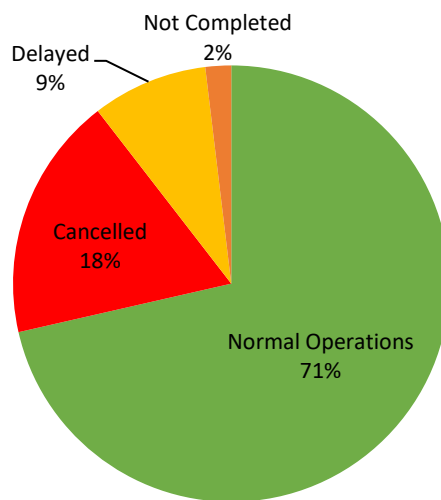
PASSENGER Ship Operations



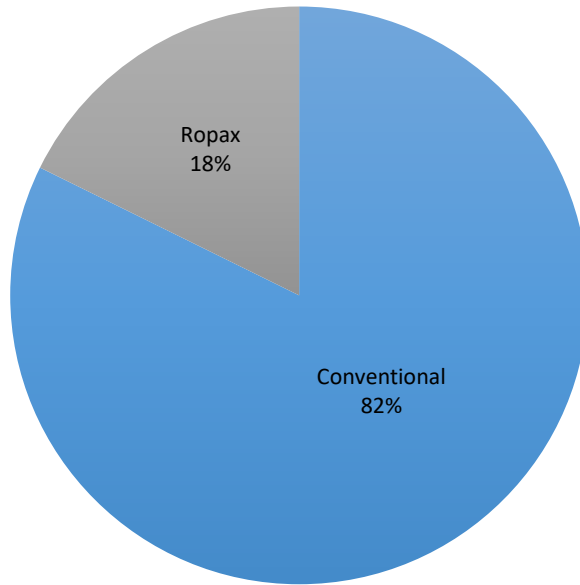
CARGO Ship Operations



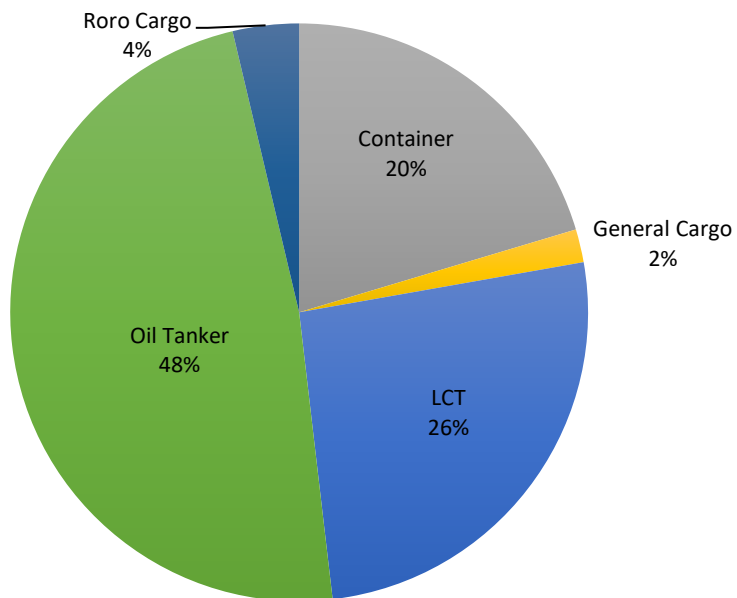
PASSENGER and CARGO Ship Operations



Passenger Ship Types under Normal Operations



Cargo Ship Types under Normal Operations





WEEKLY STATUS OF SHIPPING OPERATIONS

20 March to 28 May 2020

