



MARITIME INDUSTRY AUTHORITY SITUATION REPORT – 78

Passenger and Cargo Shipping Operations on June 09, 2020
 in areas under MECQ, MGCQ, and GCQ
Data generated on June 09, 2020, 3:00 PM

HIGHLIGHTS

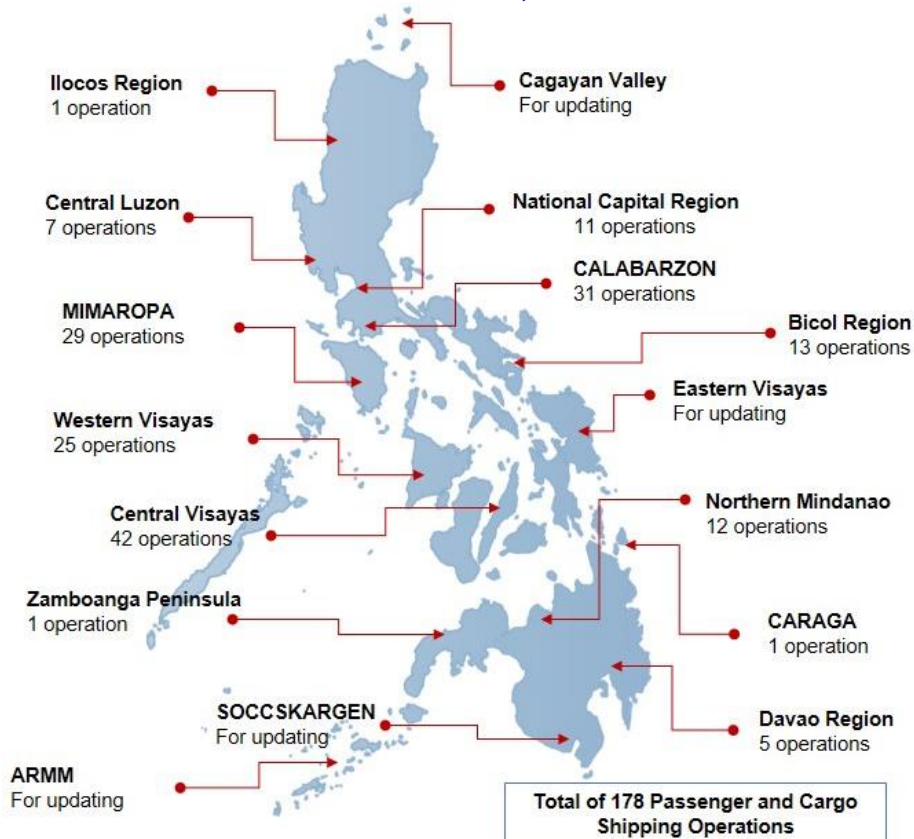
- Seventy-six percent (76%) of passenger and cargo shipping operations were completed in accordance with the ships' CPC.
- Twenty-four percent (24%) of the shipping operations were affected due to the measures implemented in view Code Red Sublevel 2 for the COVID-19.
- Operations of passenger ships were more affected compared to cargo ships. 89% of the cargo shipping operations were completed under normal conditions compared to passenger ships at 69%.
- With cargo shipping still operational, transport of goods amid MECQ, MGCQ, and GCQ is assured.**

PASSENGER AND CARGO SHIPPING IN NUMBERS

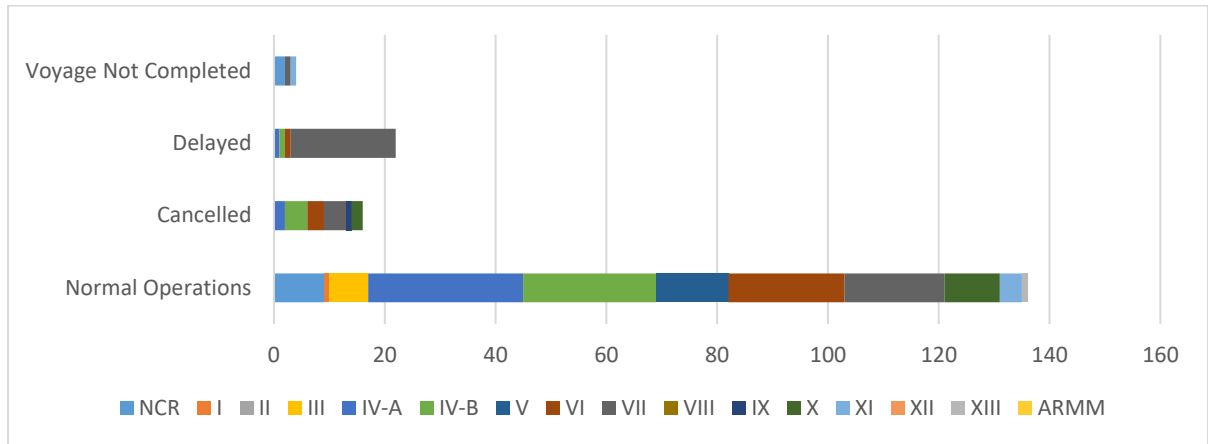
June 09, 2020

- 178** Shipping Operations Recorded
- 114** Passenger Ships Operated
- 64** Cargo Ships Operated
- 136** Ships Operated Normally
- 16** Operations Cancelled
- 22** Operations Delayed
- 4** Operations Uncompleted

PASSENGER AND CARGO SHIPPING OPERATIONS IN THE PHILIPPINES IN AREAS UNDER MECQ, MGCQ and GCQ



I. STATUS OF SHIPPING OPERATIONS NATIONWIDE



On June 09, 2020, there were 178 passenger and cargo shipping operations conducted wherein 136 or 76% were completed in accordance with their Certificate of Public Convenience (CPC).

Out of the 136 operations completed under normal conditions, the reported movements were mostly in the Calabarzon Region at 21% and Mimaropa Regions at 18%.

Meanwhile, 9% of the passenger and cargo shipping operations were cancelled, all due to the community quarantine measures imposed by the different local government units governing the ships' ports of destination. Mostly affected were operations in the Central Visayas and Mimaropa Regions.

Twenty (20) passenger ships or 18% encountered delays due to the additional measures adopted in view of COVID-19 such as temperature screening and inspections.

Lastly, four (4) cargo shipping operations were not completed at the time of reporting, as the respective ships were still underway.

II. STATUS OF SHIPPING OPERATIONS BY CLASSIFICATION

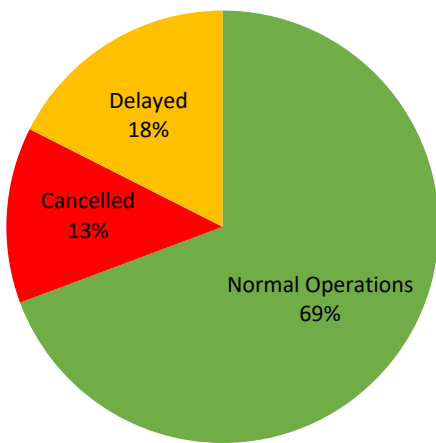
Region	Normal Operations		Cancelled		Delayed		Not Completed	
	Passenger	Cargo	Passenger	Cargo	Passenger	Cargo	Passenger	Cargo
NCR	2	7	0	0	0	0	0	2
I	0	1	0	0	0	0	0	0
II	0	0	0	0	0	0	0	0
III	0	7	0	0	0	0	0	0
IV-A	18	10	2	0	1	0	0	0
IV-B	21	3	4	0	1	0	0	0
V	10	3	0	0	0	0	0	0
VI	20	1	3	0	1	0	0	0
VII	5	13	3	1	17	2	0	1
VIII	0	0	0	0	0	0	0	0
IX	0	0	1	0	0	0	0	0
X	3	7	2	0	0	0	0	0
XI	0	4	0	0	0	0	0	1
XII	0	0	0	0	0	0	0	0
XIII	0	1	0	0	0	0	0	0
ARMM	0	0	0	0	0	0	0	0
Total	79	57	15	1	20	2	0	4

Amid the measures in place due to MECQ, MGCQ, and GCQ, 57 out of 64 (89%) cargo ships still operated normally – are 1 chemical tanker, 12 container ships, 1 general cargo ship, 4 LCT ships, 33 oil tankers, and 6 Roro cargo ships.

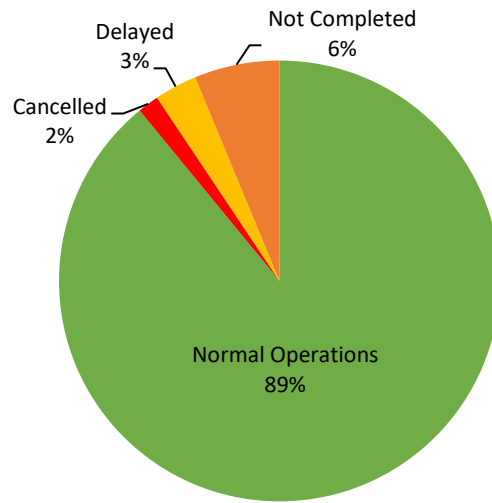
Seventy-nine (79) passenger ships completed their voyage – 62 conventional passenger ships and 17 RoPax ships completed their operations but mostly only carried cargoes during their voyage.

Meanwhile out of the 114 passenger ships, 31% were affected by the measures adopted in view of COVID-19. These measures caused either the cancellation, delay, or uncompleted operations of 35 passenger ships.

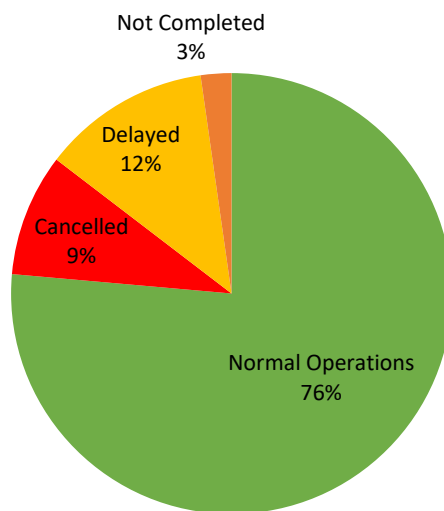
PASSENGER Ship Operations



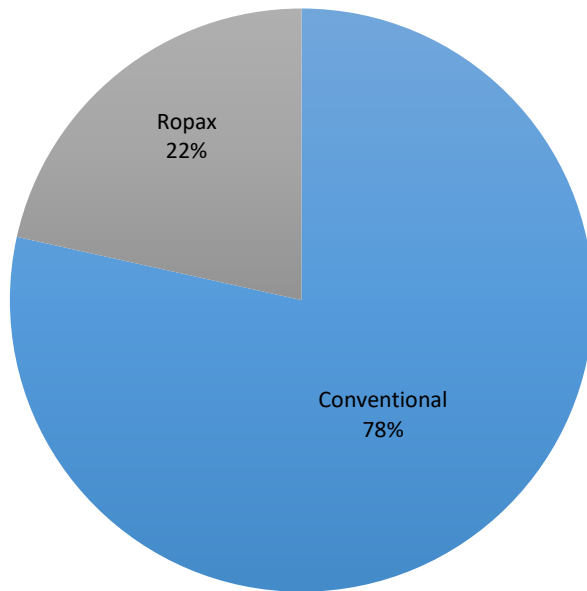
CARGO Ship Operations



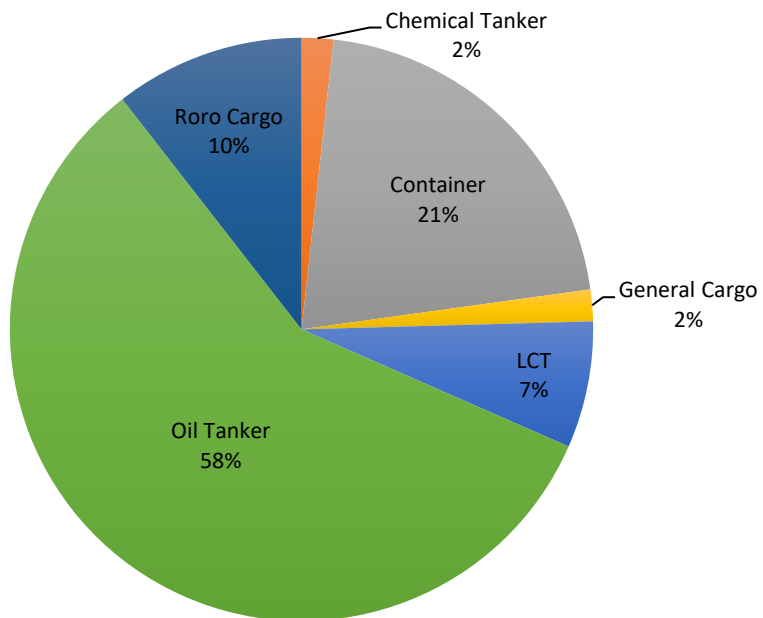
PASSENGER and CARGO Ship Operations



Passenger Ship Types under Normal Operations



Cargo Ship Types under Normal Operations





WEEKLY STATUS OF SHIPPING OPERATIONS

20 March to 04 June 2020

