



MARITIME INDUSTRY AUTHORITY SITUATION REPORT - 81

Passenger and Cargo Shipping Operations on June 12, 2020
 in areas under MECQ, MGCQ, and GCQ
Data generated on June 12, 2020, 4:00 PM

HIGHLIGHTS

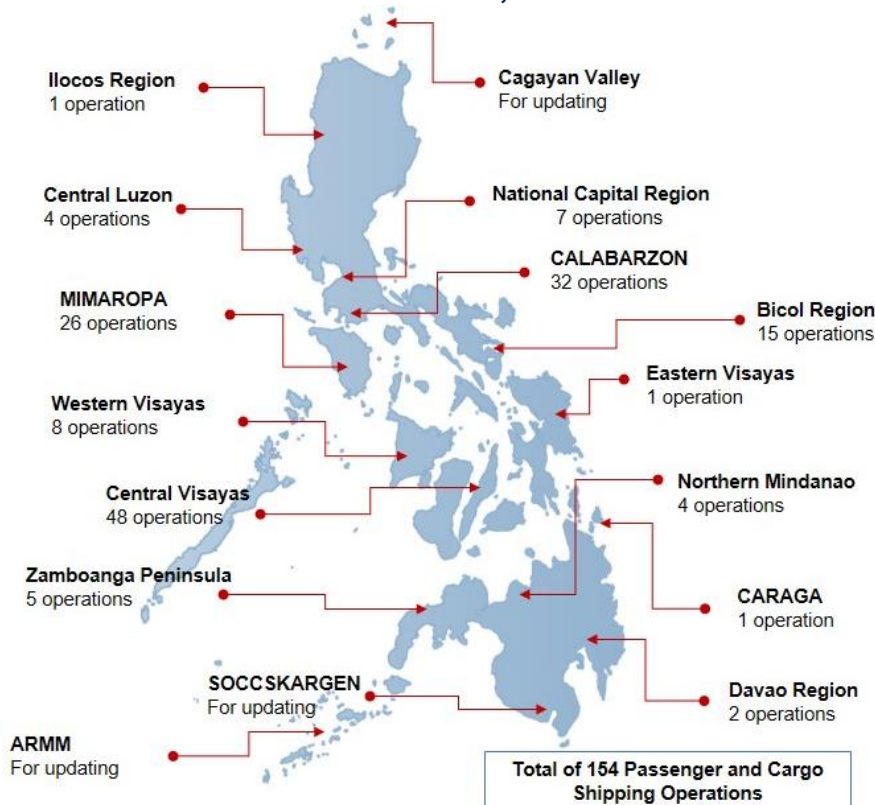
- Sixty-nine percent (69%) of passenger and cargo shipping operations were completed in accordance with the ships' CPC.
- Thirty-one percent (31%) of the shipping operations were affected due to the measures implemented in view Code Red Sublevel 2 for the COVID-19.
- Operations of passenger ships were more affected compared to cargo ships. 87% of the cargo shipping operations were completed under normal conditions compared to passenger ships at 63%.
- **With cargo shipping still operational, transport of goods amid MECQ, MGCQ, and GCQ is assured.**

PASSENGER AND CARGO SHIPPING IN NUMBERS

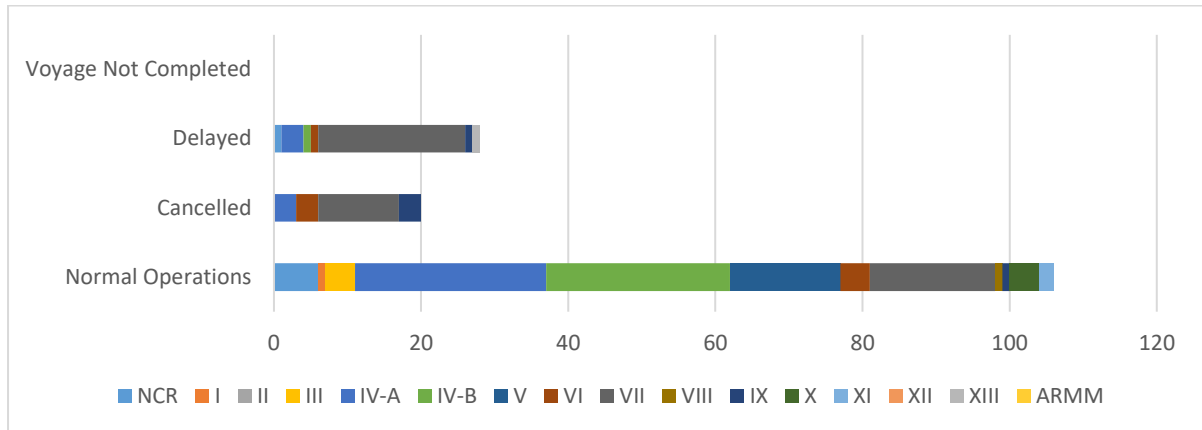
June 12, 2020

- 154** Shipping Operations Recorded
- 116** Passenger Ships Operated
- 38** Cargo Ships Operated
- 106** Ships Operated Normally
- 20** Operations Cancelled
- 28** Operations Delayed
- 0** Operation Uncompleted

PASSENGER AND CARGO SHIPPING OPERATIONS IN THE PHILIPPINES IN AREAS UNDER MECQ, MGCQ and GCQ



I. STATUS OF SHIPPING OPERATIONS NATIONWIDE



On June 12, 2020, there were 154 passenger and cargo shipping operations conducted wherein 106 or 69% were completed in accordance with their Certificate of Public Convenience (CPC).

Out of the 106 operations completed under normal conditions, the reported movements were mostly in the Calabarzon Region at 25% and Mimaropa Region at 24%.

Meanwhile, 13% of the passenger and cargo shipping operations were cancelled, all due to the community quarantine measures imposed by the different local government units governing the ships' ports of destination. Mostly affected were operations in the Central Visayas, Eastern Visayas, Calabarzon and Western Mindanao Regions.

Twenty-four (24) passenger ships or 21% encountered delays due to the additional measures adopted in view of COVID-19 such as temperature screening and inspections.

Lastly, there are no uncompleted shipping operations at the time of reporting.

II. STATUS OF SHIPPING OPERATIONS BY CLASSIFICATION

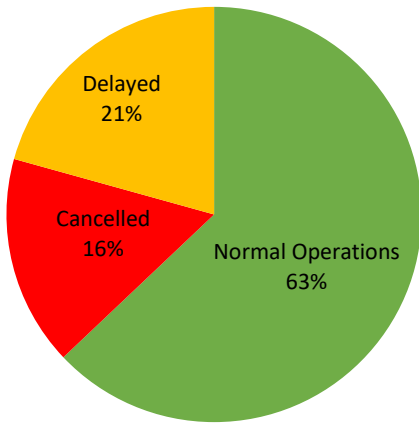
Region	Normal Operations		Cancelled		Delayed		Not Completed	
	Passenger	Cargo	Passenger	Cargo	Passenger	Cargo	Passenger	Cargo
NCR	2	4	0	0	0	1	0	0
I	0	1	0	0	0	0	0	0
II	0	0	0	0	0	0	0	0
III	0	4	0	0	0	0	0	0
IV-A	24	2	3	0	3	0	0	0
IV-B	23	2	0	0	1	0	0	0
V	14	1	0	0	0	0	0	0
VI	3	1	3	0	1	0	0	0
VII	3	14	10	1	17	3	0	0
VIII	0	1	0	0	0	0	0	0
IX	1	0	3	0	1	0	0	0
X	2	2	0	0	0	0	0	0
XI	1	1	0	0	0	0	0	0
XII	0	0	0	0	0	0	0	0
XIII	0	0	0	0	1	0	0	0
ARMM	0	0	0	0	0	0	0	0
Total	73	33	19	1	24	4	0	0

Amid the measures in place due to MECQ, MGCQ, and GCQ, 33 out of 38 (87%) cargo ships still operated normally – are 4 container ships, 1 general cargo ship, 6 LCT ships, 15 oil tankers, 7 Roro cargo ships.

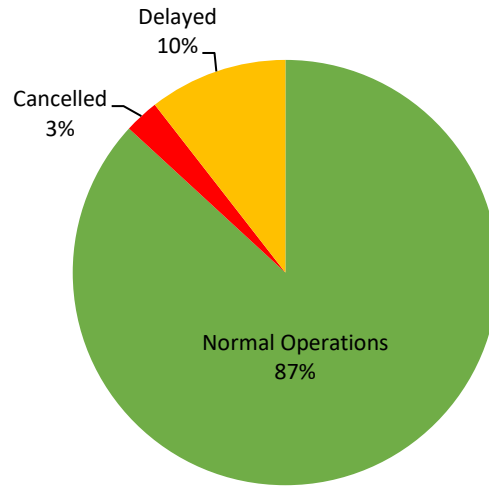
Seventy-three (73) passenger ships completed their voyage – 61 conventional passenger ships and 12 RoPax ships completed their operations but mostly only carried cargoes during their voyage.

Meanwhile out of the 116 passenger ships, 37% were affected by the measures adopted in view of COVID-19. These measures caused either the cancellation, delay, or uncompleted operations of 43 passenger ships.

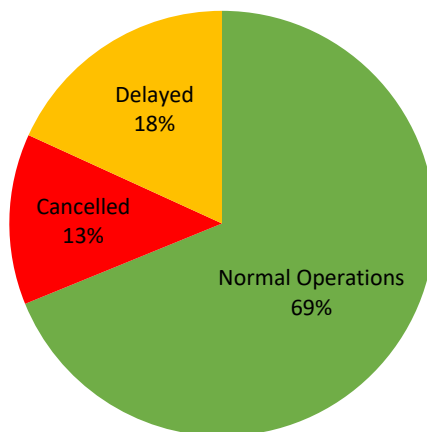
PASSENGER Ship Operations



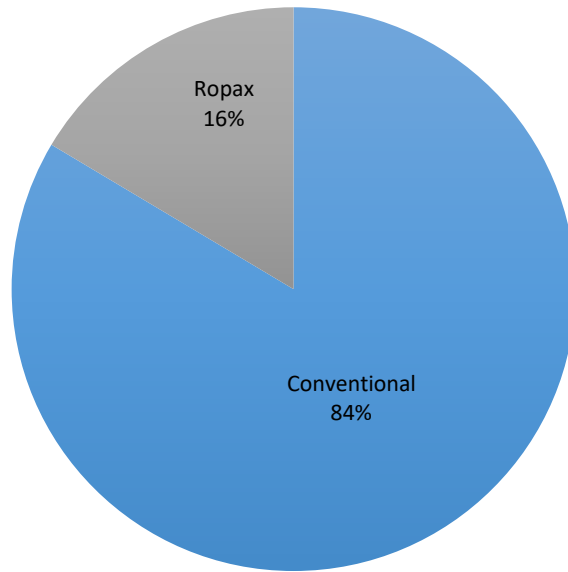
CARGO Ship Operations



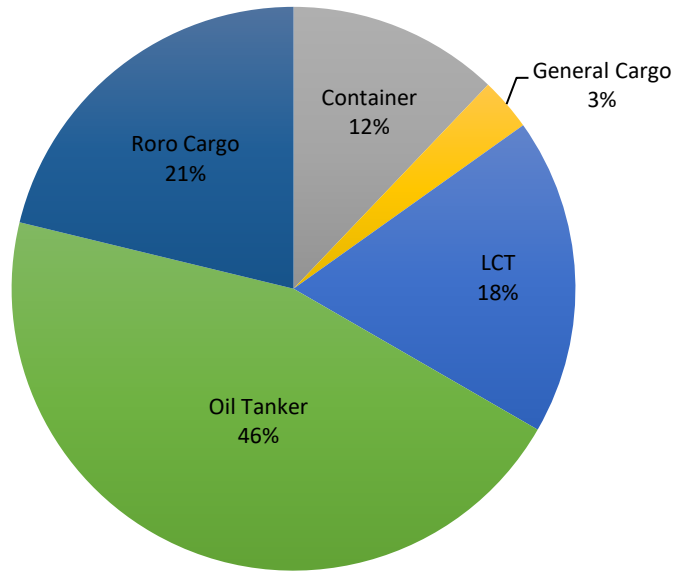
PASSENGER and CARGO Ship Operations



Passenger Ship Types under Normal Operations



Cargo Ship Types under Normal Operations





WEEKLY STATUS OF SHIPPING OPERATIONS

20 March to 11 June 2020

