



MARITIME INDUSTRY AUTHORITY SITUATION REPORT - 88

Passenger and Cargo Shipping Operations on June 19, 2020

in areas under MECQ, MGCQ, and GCQ

Data generated on June 19, 2020, 3:00 PM

HIGHLIGHTS

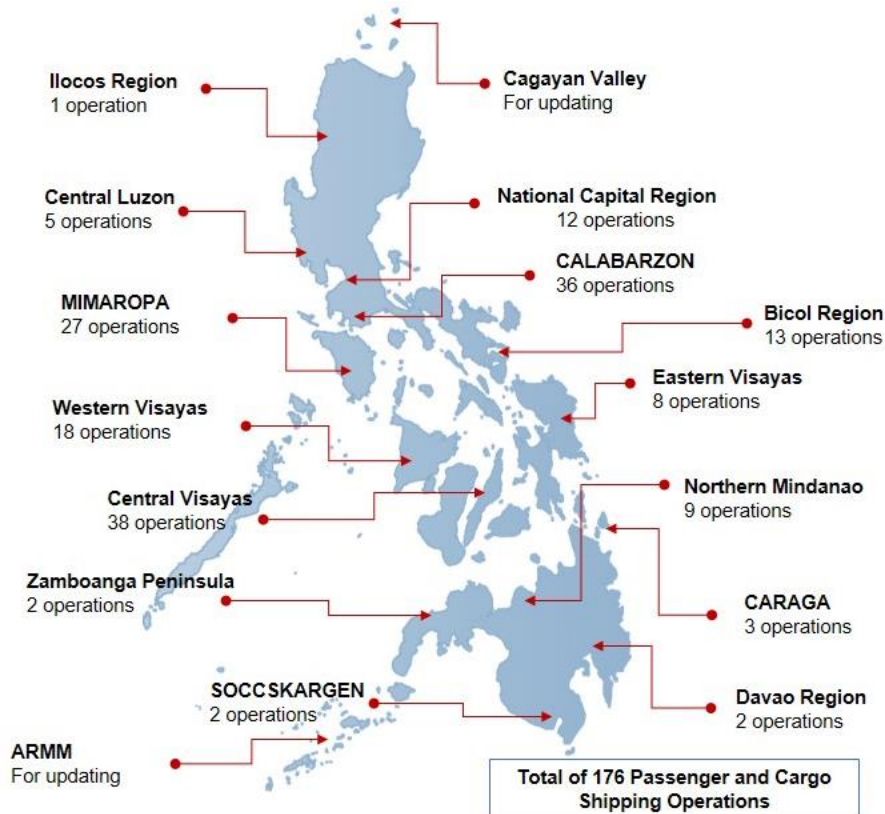
- Eighty-six percent (86%) of passenger and cargo shipping operations were completed in accordance with the ships' CPC.
- Fourteen percent (14%) of the shipping operations were affected due to the measures implemented in view Code Red Sublevel 2 for the COVID-19.
- Operations of passenger ships were more affected compared to cargo ships. 94% of the cargo shipping operations were completed under normal conditions compared to passenger ships at 80%.
- **With cargo shipping still operational, transport of goods amid MECQ, MGCQ, and GCQ is assured.**

PASSENGER AND CARGO SHIPPING IN NUMBERS

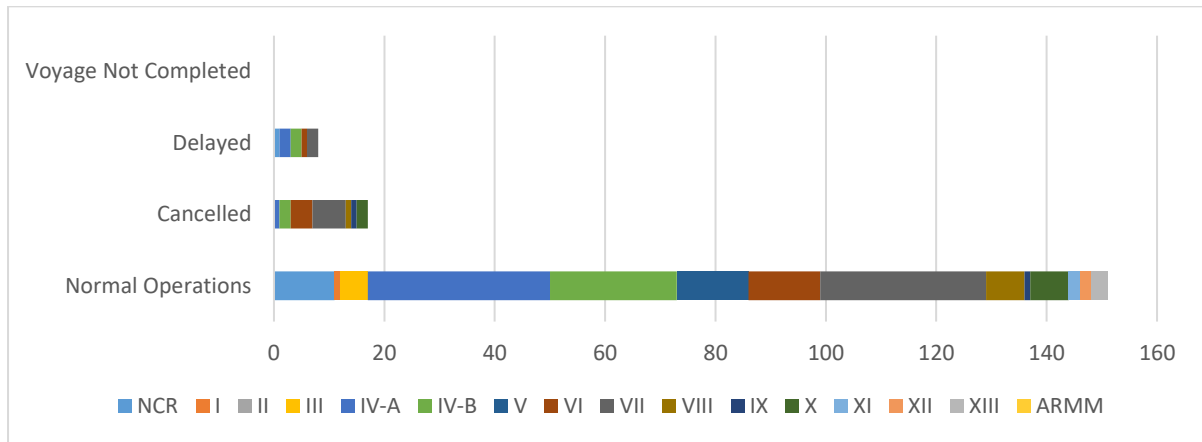
June 19, 2020

- 176** Shipping Operations Recorded
- 107** Passenger Ships Operated
- 69** Cargo Ships Operated
- 151** Ships Operated Normally
- 17** Operations Cancelled
- 8** Operations Delayed
- 0** Operation Uncompleted

PASSENGER AND CARGO SHIPPING OPERATIONS IN THE PHILIPPINES IN AREAS UNDER MECQ, MGCQ and GCQ



I. STATUS OF SHIPPING OPERATIONS NATIONWIDE



On June 19, 2020, there were 176 passenger and cargo shipping operations conducted wherein 151 or 86% were completed in accordance with their Certificate of Public Convenience (CPC).

Out of the 151 operations completed under normal conditions, the reported movements were mostly in the Calabarzon Region at 22% and Central Visayas Region at 20%.

Meanwhile, 10% of the passenger and cargo shipping operations were cancelled, all due to the community quarantine measures imposed by the different local government units governing the ships' ports of destination. Mostly affected were operations in the Central Visayas and Western Visayas Regions.

Six (6) passenger ships or 6% encountered delays due to the additional measures adopted in view of COVID-19 such as temperature screening and inspections.

Lastly, no passenger and cargo shipping operation was not completed at the time of reporting.

II. STATUS OF SHIPPING OPERATIONS BY CLASSIFICATION

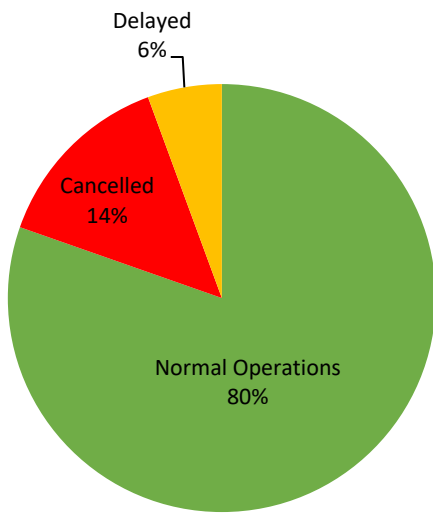
Region	Normal Operations		Cancelled		Delayed		Not Completed	
	Passenger	Cargo	Passenger	Cargo	Passenger	Cargo	Passenger	Cargo
NCR	3	8	0	0	1	0	0	0
I	0	1	0	0	0	0	0	0
II	0	0	0	0	0	0	0	0
III	0	5	0	0	0	0	0	0
IV-A	30	3	1	0	2	0	0	0
IV-B	22	1	2	0	2	0	0	0
V	11	2	0	0	0	0	0	0
VI	10	3	2	2	1	0	0	0
VII	4	26	6	0	0	2	0	0
VIII	0	7	1	0	0	0	0	0
IX	0	1	1	0	0	0	0	0
X	4	3	2	0	0	0	0	0
XI	0	2	0	0	0	0	0	0
XII	0	2	0	0	0	0	0	0
XIII	2	1	0	0	0	0	0	0
ARMM	0	0	0	0	0	0	0	0
Total	86	65	15	2	6	2	0	0

Amid the measures in place due to MECQ, MGCQ, and GCQ, 65 out of 69 (94%) cargo ships still operated normally – are 20 container ships, 1 general cargo ships, 17 LCT ships, 16 oil tankers, 6 Roro cargo ships and 5 other cargo.

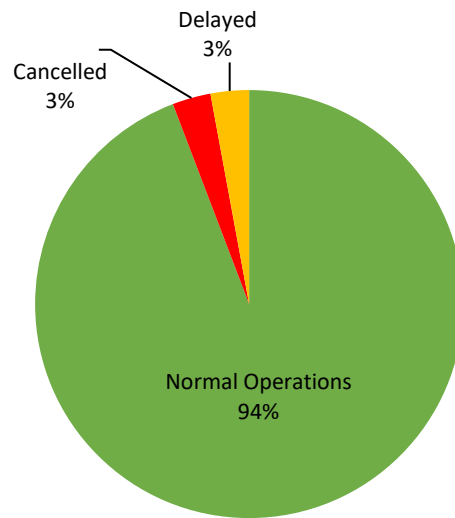
Eighty-six (86) passenger ships completed their voyage – 75 conventional passenger ships, 10 RoPax ships and 1 fast craft ferry completed their operations but mostly only carried cargoes during their voyage.

Meanwhile out of the 107 passenger ships, 20% were affected by the measures adopted in view of COVID-19. These measures caused either the cancellation, delay, or uncompleted operations of 21 passenger ships.

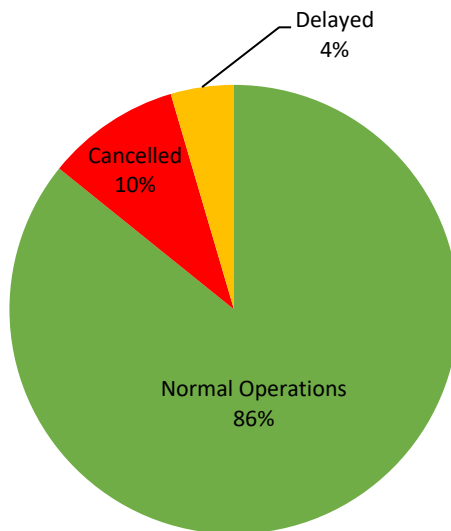
PASSENGER Ship Operations



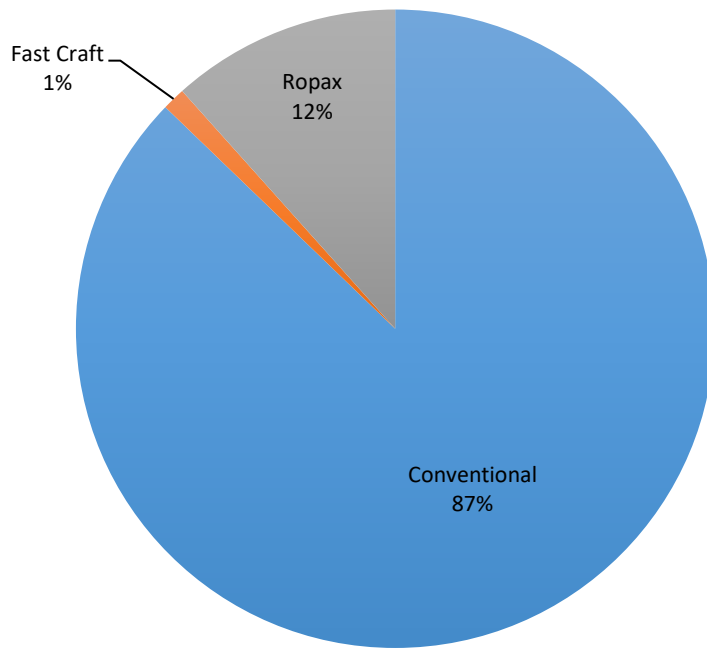
CARGO Ship Operations



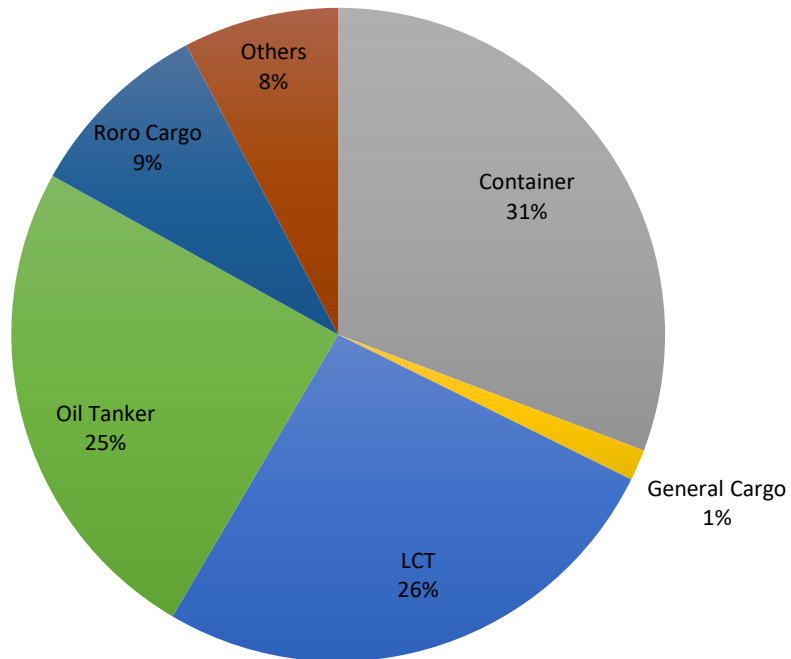
PASSENGER and CARGO Ship Operations



Passenger Ship Types under Normal Operations



Cargo Ship Types under Normal Operations





WEEKLY STATUS OF SHIPPING OPERATIONS

20 March to 18 June 2020

