



# MARITIME INDUSTRY AUTHORITY SITUATION REPORT - 95

Passenger and Cargo Shipping Operations on June 26, 2020  
 in areas under MECQ, MGCQ, and GCQ  
*Data generated on June 26, 2020, 3:00 PM*

## HIGHLIGHTS

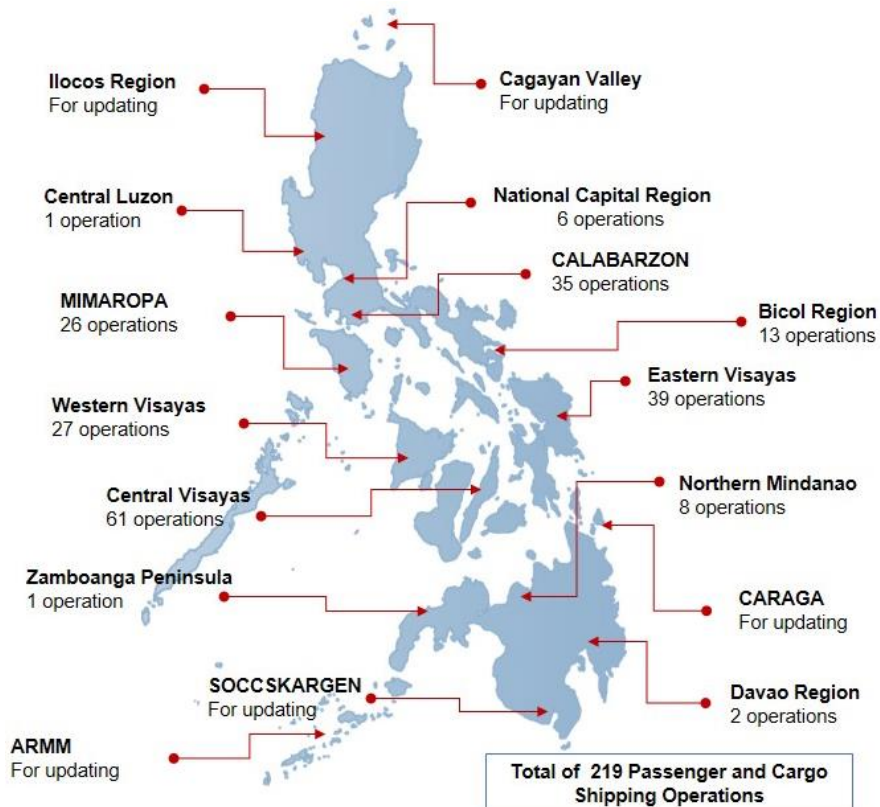
- Seventy-eight percent (78%) of passenger and cargo shipping operations were completed in accordance with the ships' CPC.
- Twenty-two percent (22%) of the shipping operations were affected due to the measures implemented in view Code Red Sublevel 2 for the COVID-19.
- Operations of passenger ships were more affected compared to cargo ships. 95% of the cargo shipping operations were completed under normal conditions compared to passenger ships at 73%.
- With cargo shipping still operational, transport of goods amid MECQ, MGCQ, and GCQ is assured.**

## PASSENGER AND CARGO SHIPPING IN NUMBERS

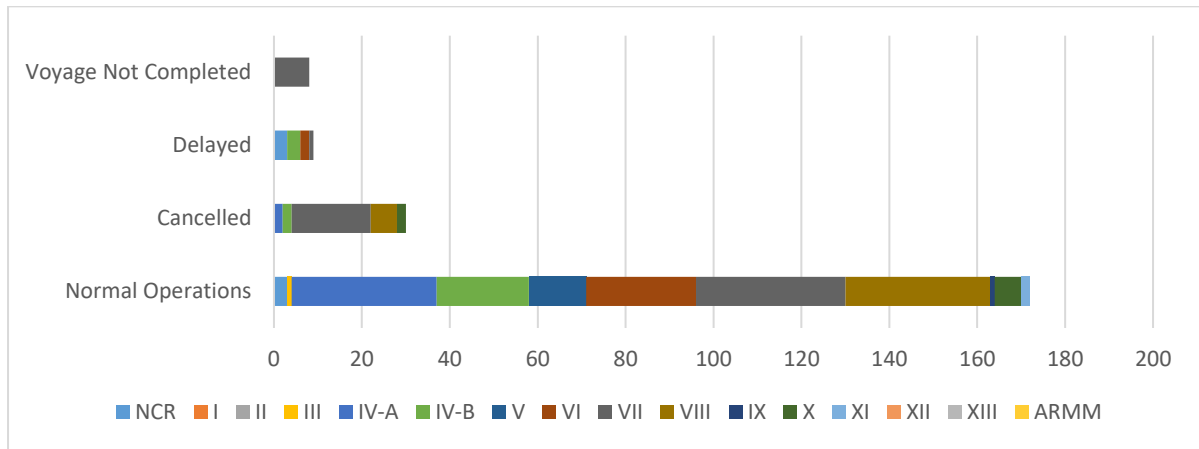
June 26, 2020

- 219** Shipping Operations Recorded
- 163** Passenger Ships Operated
- 56** Cargo Ships Operated
- 172** Ships Operated Normally
- 30** Operations Cancelled
- 9** Operations Delayed
- 8** Operations Uncompleted

## PASSENGER AND CARGO SHIPPING OPERATIONS IN THE PHILIPPINES IN AREAS UNDER MECQ, MGCQ and GCQ



## I. STATUS OF SHIPPING OPERATIONS NATIONWIDE



On June 26, 2020, there were 219 passenger and cargo shipping operations conducted wherein 172 or 78% were completed in accordance with their Certificate of Public Convenience (CPC).

Out of the 172 operations completed under normal conditions, the reported movements were mostly in the Central Visayas Region at 20% and Mimaropa and Eastern Visayas Regions both at 19%.

Meanwhile, 14% of the passenger and cargo shipping operations were cancelled, all due to the community quarantine measures imposed by the different local government units governing the ships' ports of destination. Mostly affected were operations in the Central Visayas and Eastern Visayas Regions.

Nine (9) passenger ships or 6% encountered delays due to the additional measures adopted in view of COVID-19 such as temperature screening and inspections.

Lastly, five (5) passenger and three (3) cargo shipping operations were not completed at the time of reporting, as the respective ships were still underway.

## II. STATUS OF SHIPPING OPERATIONS BY CLASSIFICATION

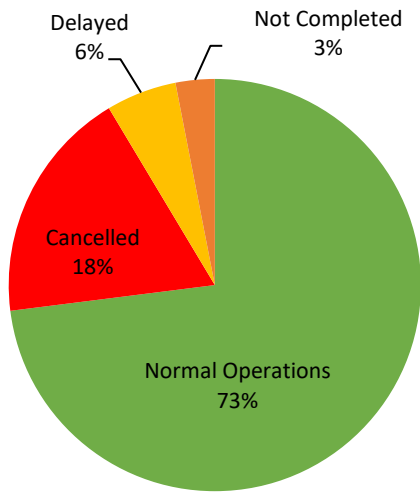
Region	Normal Operations		Cancelled		Delayed		Not Completed	
	Passenger	Cargo	Passenger	Cargo	Passenger	Cargo	Passenger	Cargo
<b>NCR</b>	1	2	0	0	3	0	0	0
<b>I</b>	0	0	0	0	0	0	0	0
<b>II</b>	0	0	0	0	0	0	0	0
<b>III</b>	0	1	0	0	0	0	0	0
<b>IV-A</b>	33	0	2	0	0	0	0	0
<b>IV-B</b>	21	0	2	0	3	0	0	0
<b>V</b>	12	1	0	0	0	0	0	0
<b>VI</b>	14	11	0	0	2	0	0	0
<b>VII</b>	4	30	18	0	1	0	5	3
<b>VIII</b>	30	3	6	0	0	0	0	0
<b>IX</b>	1	0	0	0	0	0	0	0
<b>X</b>	3	3	2	0	0	0	0	0
<b>XI</b>	0	2	0	0	0	0	0	0
<b>XII</b>	0	0	0	0	0	0	0	0
<b>XIII</b>	0	0	0	0	0	0	0	0
<b>ARMM</b>	0	0	0	0	0	0	0	0
<b>Total</b>	<b>119</b>	<b>53</b>	<b>30</b>	<b>0</b>	<b>9</b>	<b>0</b>	<b>5</b>	<b>3</b>

Amid the measures in place due to MECQ, MGCQ, and GCQ, 53 out of 56 (95%) cargo ships still operated normally – are 5 container ships, 5 general cargo ships, 20 LCT ships, 3 oil tankers, 6 Roro cargo ships and 14 other cargo ships.

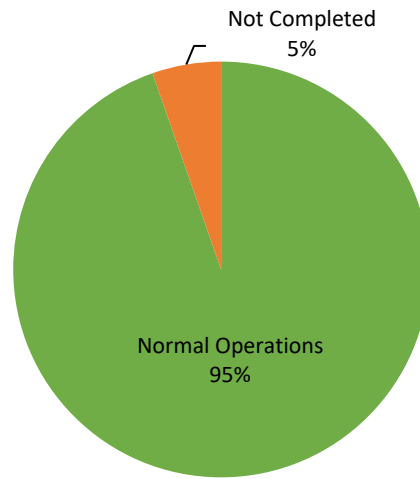
One-hundred nineteen (119) passenger ships completed their voyage – 108 conventional passenger ships, 10 RoPax ships and 1 fast craft ferry completed their operations but mostly only carried cargoes during their voyage.

Meanwhile out of the 163 passenger ships, 27% were affected by the measures adopted in view of COVID-19. These measures caused either the cancellation, delay, or uncompleted operations of 44 passenger ships.

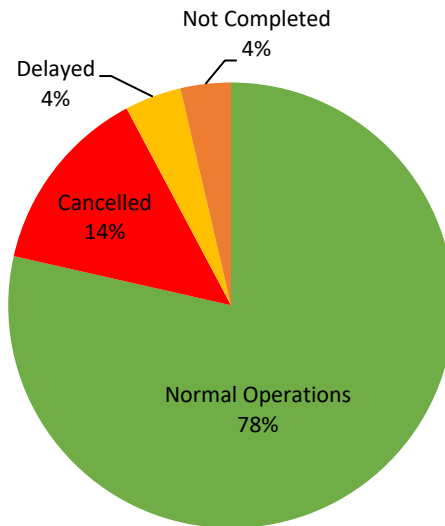
### PASSENGER Ship Operations



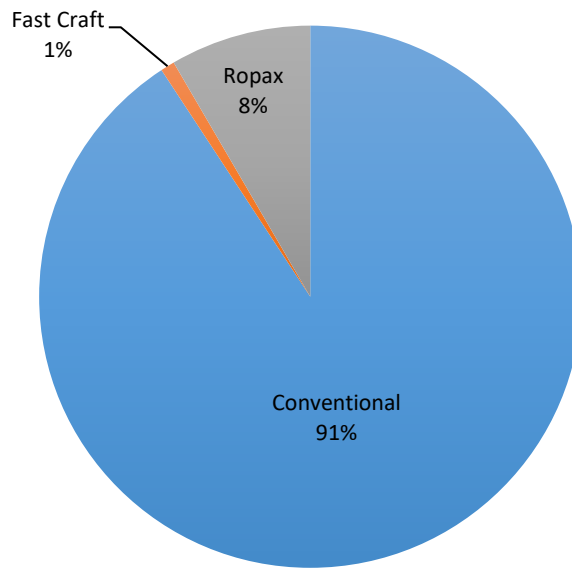
### CARGO Ship Operations



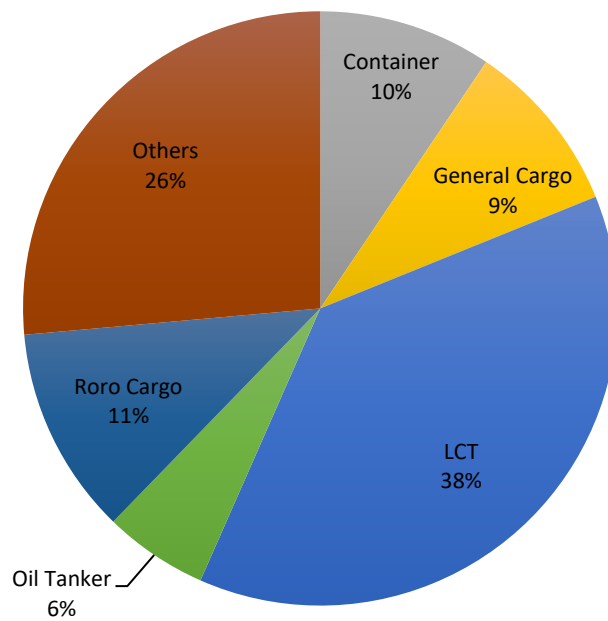
### PASSENGER and CARGO Ship Operations



### Passenger Ship Types under Normal Operations



### Cargo Ship Types under Normal Operations





# WEEKLY STATUS OF SHIPPING OPERATIONS

20 March to 25 June 2020

