



MARITIME INDUSTRY AUTHORITY SITUATION REPORT - 96

Passenger and Cargo Shipping Operations on June 27, 2020

in areas under MECQ, MGCQ, and GCQ

Data generated on June 27, 2020, 3:00 PM

HIGHLIGHTS

- Eighty percent (80%) of passenger and cargo shipping operations were completed in accordance with the ships' CPC.
- Twenty percent (20%) of the shipping operations were affected due to the measures implemented in view Code Red Sublevel 2 for the COVID-19.
- Operations of passenger ships were more affected compared to cargo ships. 89% of the cargo shipping operations were completed under normal conditions compared to passenger ships at 78%.
- **With cargo shipping still operational, transport of goods amid MECQ, MGCQ, and GCQ is assured.**

PASSENGER AND CARGO SHIPPING IN NUMBERS

June 27, 2020

223 Shipping Operations Recorded

186 Passenger Ships Operated

37 Cargo Ships Operated

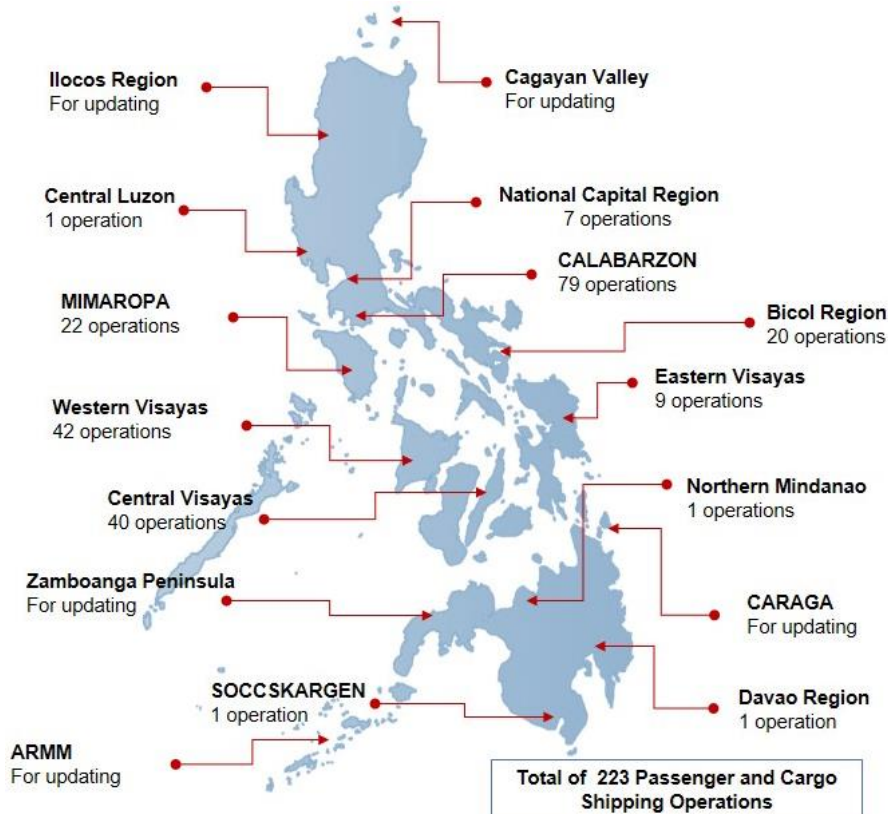
178 Ships Operated Normally

29 Operations Cancelled

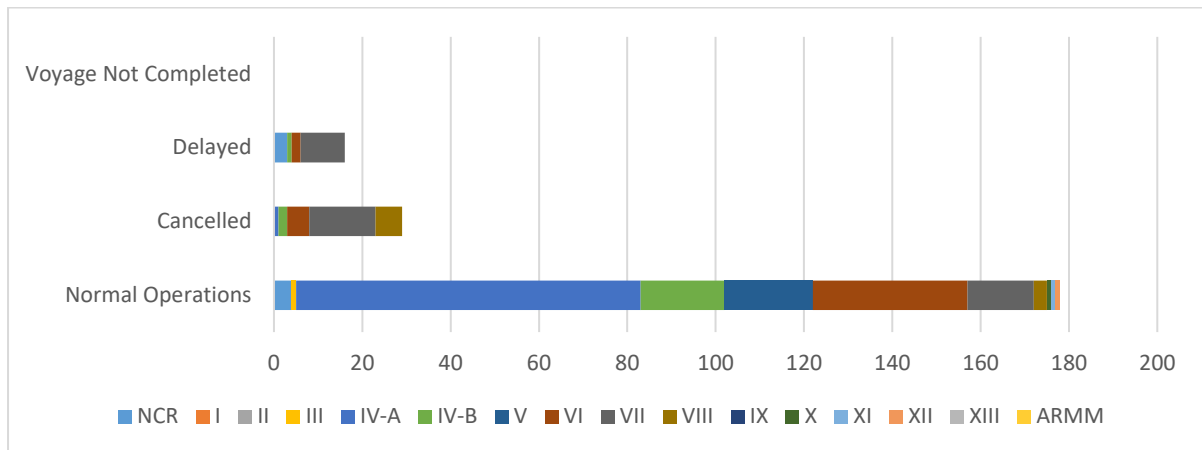
16 Operations Delayed

0 Operation Uncompleted

PASSENGER AND CARGO SHIPPING OPERATIONS IN THE PHILIPPINES IN AREAS UNDER MECQ, MGCQ and GCQ



I. STATUS OF SHIPPING OPERATIONS NATIONWIDE



On June 27, 2020, there were 223 passenger and cargo shipping operations conducted wherein 178 or 80% were completed in accordance with their Certificate of Public Convenience (CPC).

Out of the 178 operations completed under normal conditions, the reported movements were mostly in the Calabarzon Region at 44% and Western Visayas Region at 20%.

Meanwhile, 13% of the passenger and cargo shipping operations were cancelled, all due to the community quarantine measures imposed by the different local government units governing the ships' ports of destination. Mostly affected were operations in the Central Visayas and Eastern Visayas Regions.

Fifteen (15) passenger ships or 8% encountered delays due to the additional measures adopted in view of COVID-19 such as temperature screening and inspections.

Lastly, there are no uncompleted shipping operations at the time of reporting.

II. STATUS OF SHIPPING OPERATIONS BY CLASSIFICATION

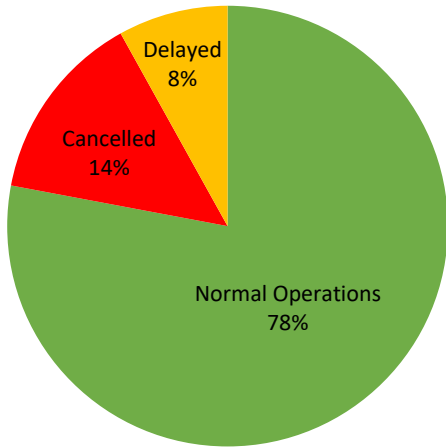
Region	Normal Operations		Cancelled		Delayed		Not Completed	
	Passenger	Cargo	Passenger	Cargo	Passenger	Cargo	Passenger	Cargo
NCR	1	3	0	0	3	0	0	0
I	0	0	0	0	0	0	0	0
II	0	0	0	0	0	0	0	0
III	0	1	0	0	0	0	0	0
IV-A	76	2	1	0	0	0	0	0
IV-B	19	0	2	0	1	0	0	0
V	19	1	0	0	0	0	0	0
VI	30	5	2	3	2	0	0	0
VII	0	15	15	0	9	1	0	0
VIII	0	3	6	0	0	0	0	0
IX	0	0	0	0	0	0	0	0
X	0	1	0	0	0	0	0	0
XI	0	1	0	0	0	0	0	0
XII	0	1	0	0	0	0	0	0
XIII	0	0	0	0	0	0	0	0
ARMM	0	0	0	0	0	0	0	0
Total	145	33	26	3	15	1	0	0

Amid the measures in place due to MECQ, MGCQ, and GCQ, 33 out of 37 (89%) cargo ships still operated normally – are 3 container ships, 1 general cargo ship, 13 LCT ships, 8 oil tankers, and 8 Roro cargo ships.

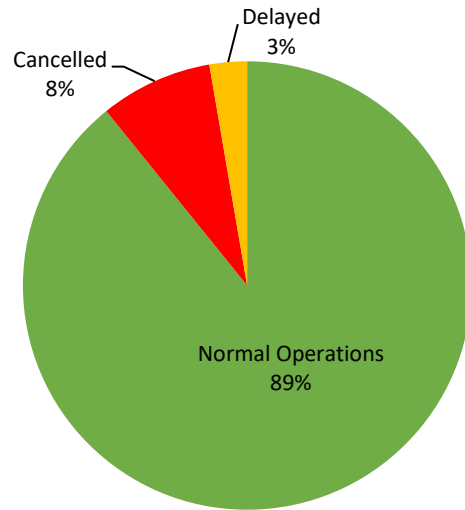
One-hundred forty-five (145) passenger ships completed their voyage – 131 conventional passenger ships and 14 RoPax ships completed their operations but mostly only carried cargoes during their voyage.

Meanwhile out of the 186 passenger ships, 22% were affected by the measures adopted in view of COVID-19. These measures caused either the cancellation, delay, or uncompleted operations of 41 passenger ships.

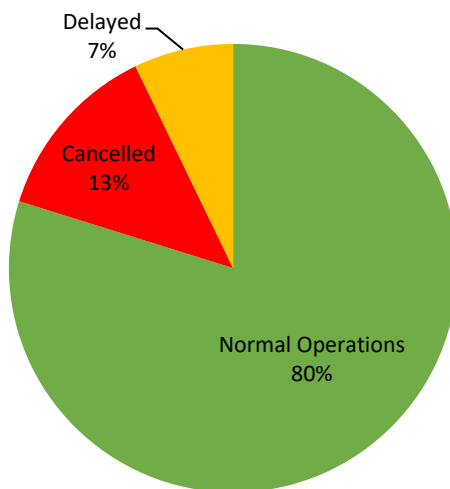
PASSENGER Ship Operations



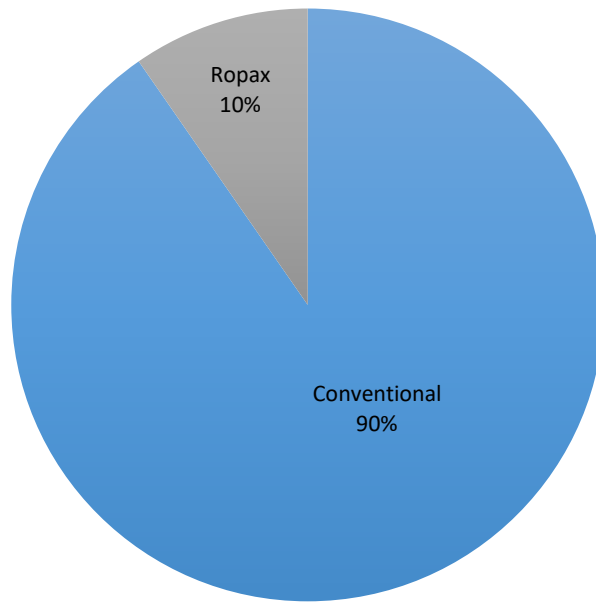
CARGO Ship Operations



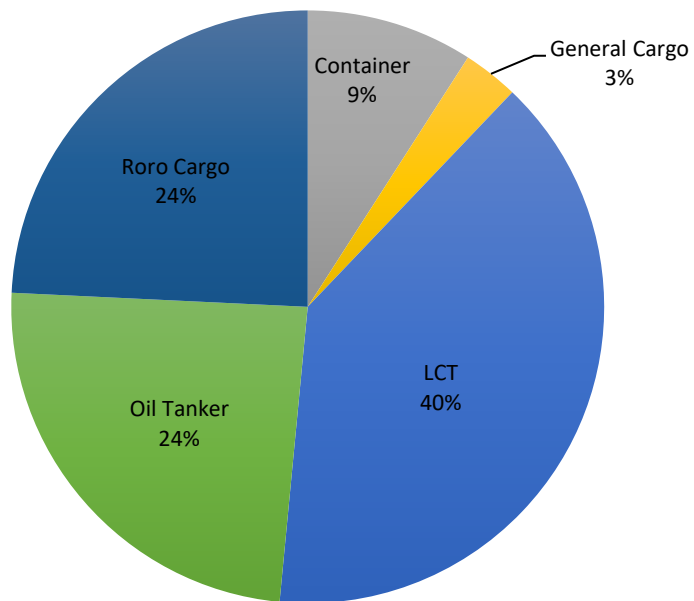
PASSENGER and CARGO Ship Operations



Passenger Ship Types under Normal Operations



Cargo Ship Types under Normal Operations





WEEKLY STATUS OF SHIPPING OPERATIONS

20 March to 25 June 2020

