



MARITIME INDUSTRY AUTHORITY SITUATION REPORT - 98

Passenger and Cargo Shipping Operations on June 29, 2020
 in areas under MECQ, MGCQ, and GCQ
Data generated on June 29, 2020, 3:00 PM

HIGHLIGHTS

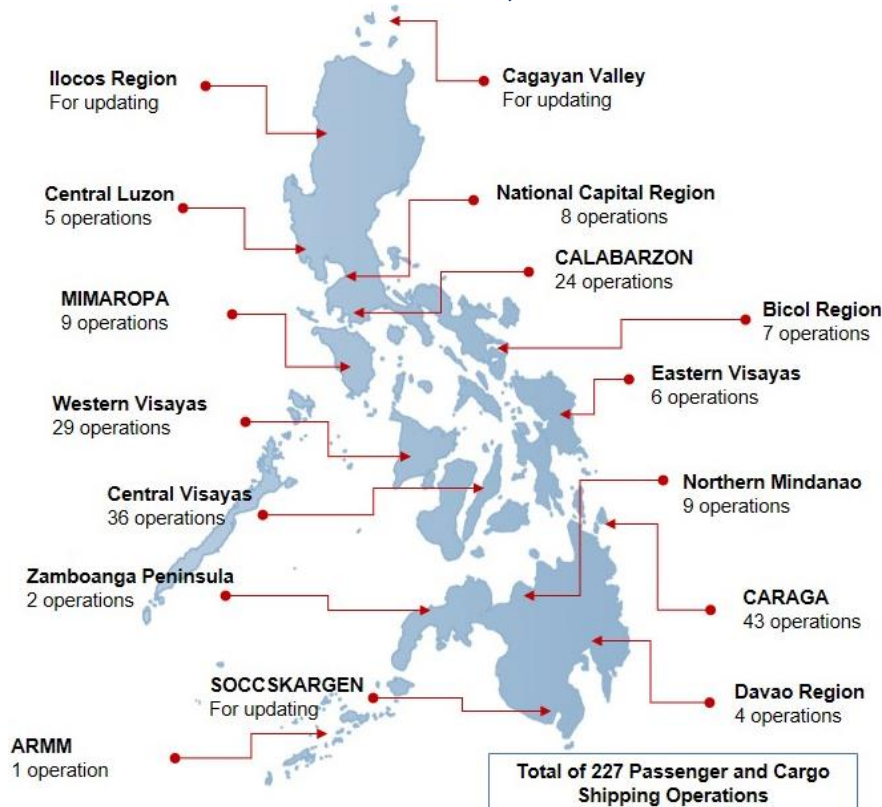
- Seventy-three percent (73%) of passenger and cargo shipping operations were completed in accordance with the ships' CPC.
- Twenty-seven percent (27%) of the shipping operations were affected due to the measures implemented in view Code Red Sublevel 2 for the COVID-19.
- Operations of passenger ships were more affected compared to cargo ships. 95% of the cargo shipping operations were completed under normal conditions compared to passenger ships at 66%.
- With cargo shipping still operational, transport of goods amid MECQ, MGCQ, and GCQ is assured.**

PASSENGER AND CARGO SHIPPING IN NUMBERS

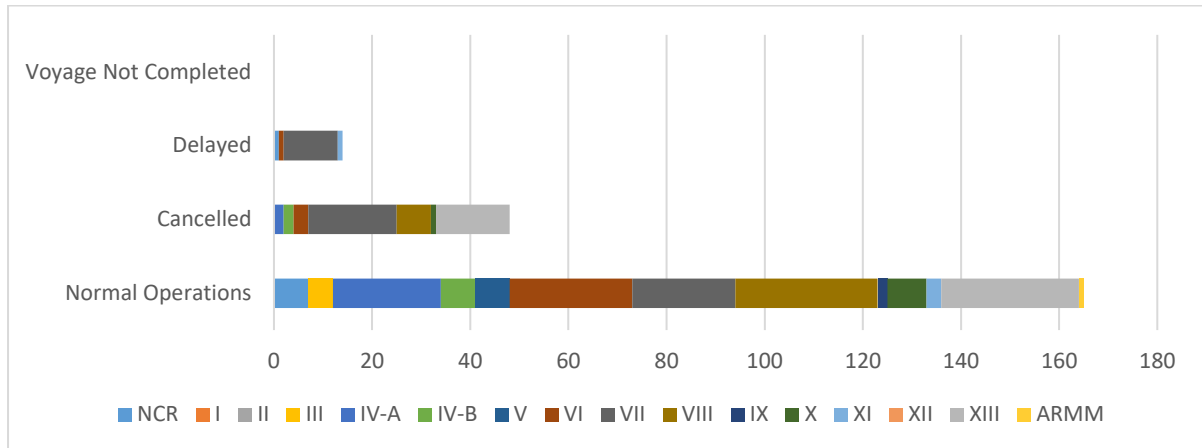
June 29, 2020

- 227** Shipping Operations Recorded
- 172** Passenger Ships Operated
- 55** Cargo Ships Operated
- 165** Ships Operated Normally
- 48** Operations Cancelled
- 14** Operations Delayed
- 0** Operation Uncompleted

PASSENGER AND CARGO SHIPPING OPERATIONS IN THE PHILIPPINES IN AREAS UNDER MECQ, MGCQ and GCQ



I. STATUS OF SHIPPING OPERATIONS NATIONWIDE



On June 29, 2020, there were 227 passenger and cargo shipping operations conducted wherein 165 or 73% were completed in accordance with their Certificate of Public Convenience (CPC).

Out of the 165 operations completed under normal conditions, the reported movements were mostly in the Eastern Visayas Region at 18% and CARAGA Regions at 17%.

Meanwhile, 21% of the passenger and cargo shipping operations were cancelled, all due to the community quarantine measures imposed by the different local government units governing the ships' ports of destination. Mostly affected were operations in the Central Visayas and CARAGA Region.

Eleven (11) passenger ships or 6% encountered delays due to the additional measures adopted in view of COVID-19 such as temperature screening and inspections.

Lastly, there are no uncompleted shipping operations at the time of reporting.

II. STATUS OF SHIPPING OPERATIONS BY CLASSIFICATION

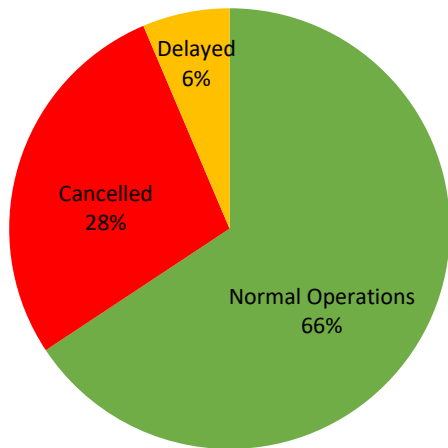
Region	Normal Operations		Cancelled		Delayed		Not Completed	
	Passenger	Cargo	Passenger	Cargo	Passenger	Cargo	Passenger	Cargo
NCR	2	5	0	0	0	1	0	0
I	0	0	0	0	0	0	0	0
II	0	0	0	0	0	0	0	0
III	0	5	0	0	0	0	0	0
IV-A	17	5	2	0	0	0	0	0
IV-B	6	1	2	0	0	0	0	0
V	7	0	0	0	0	0	0	0
VI	15	10	3	0	1	0	0	0
VII	5	16	18	0	10	1	0	0
VIII	28	1	7	0	0	0	0	0
IX	0	2	0	0	0	0	0	0
X	6	2	1	0	0	0	0	0
XI	0	3	0	0	0	1	0	0
XII	0	0	0	0	0	0	0	0
XIII	27	1	15	0	0	0	0	0
ARMM	0	1	0	0	0	0	0	0
Total	113	52	48	0	11	3	0	0

Amid the measures in place due to MECQ, MGCQ, and GCQ, 52 out of 55 (95%) cargo ships still operated normally – are 10 container ships, 3 general cargo ships, 17 LCT ships, 16 oil tankers, and 6 Roro cargo ships.

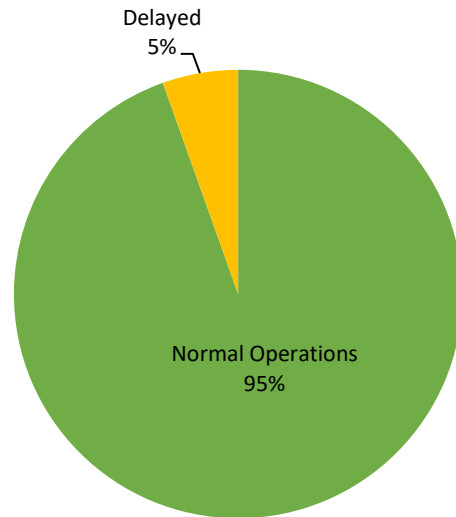
One-hundred thirteen (113) passenger ships completed their voyage – 103 conventional passenger ships and 10 RoPax ships completed their operations but mostly only carried cargoes during their voyage.

Meanwhile out of the 172 passenger ships, 34% were affected by the measures adopted in view of COVID-19. These measures caused either the cancellation, delay, or uncompleted operations of 59 passenger ships.

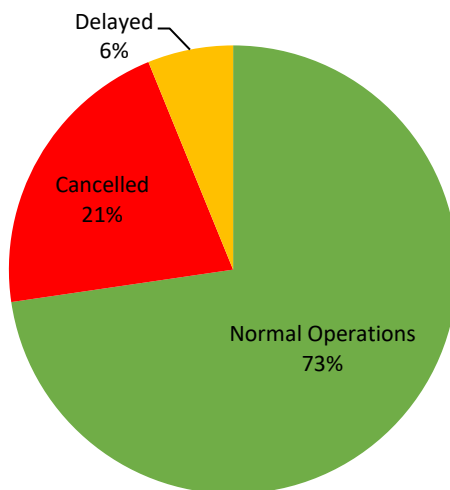
PASSENGER Ship Operations



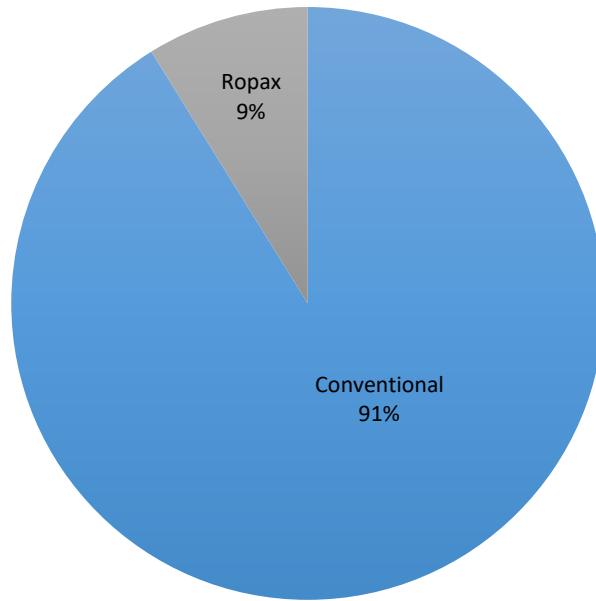
CARGO Ship Operations



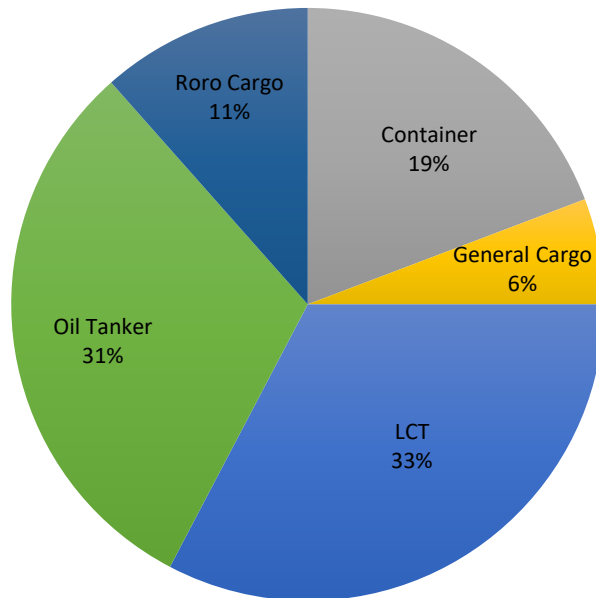
PASSENGER and CARGO Ship Operations



Passenger Ship Types under Normal Operations



Cargo Ship Types under Normal Operations





WEEKLY STATUS OF SHIPPING OPERATIONS

20 March to 25 June 2020

