



MARITIME INDUSTRY AUTHORITY SITUATION REPORT - 101

Passenger and Cargo Shipping Operations on July 02, 2020
 in areas under MECQ, MGCQ, and GCQ
Data generated on July 02, 2020, 3:00 PM

HIGHLIGHTS

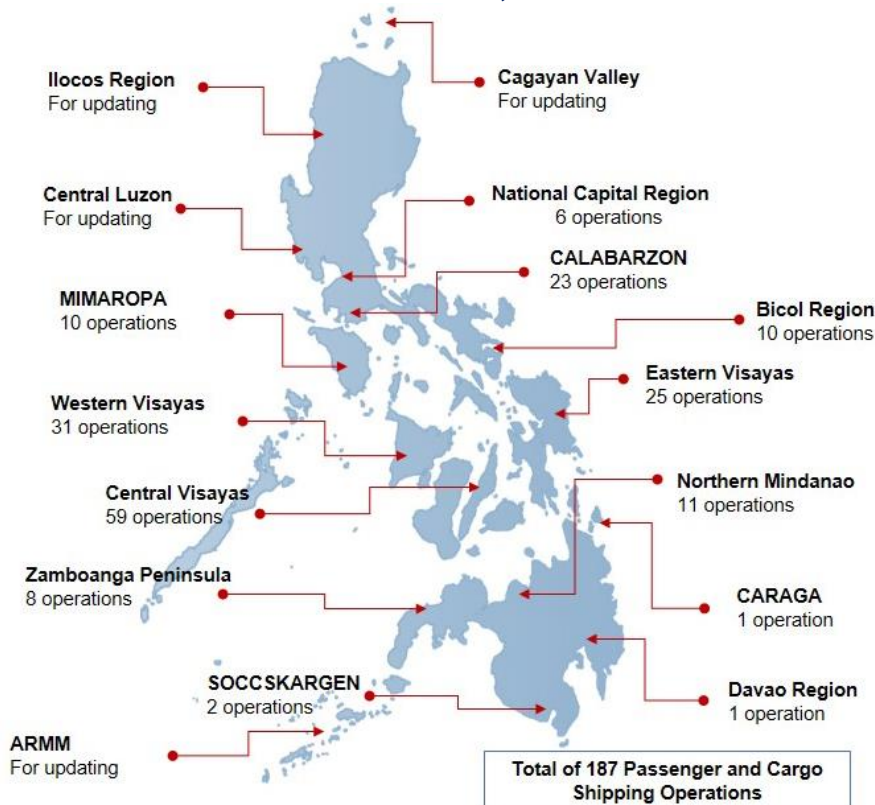
- Sixty-seven percent (67%) of passenger and cargo shipping operations were completed in accordance with the ships' CPC.
- Thirty-three percent (33%) of the shipping operations were affected due to the measures implemented in view Code Red Sublevel 2 for the COVID-19.
- Operations of passenger ships were more affected compared to cargo ships. 92% of the cargo shipping operations were completed under normal conditions compared to passenger ships at 58%.
- **With cargo shipping still operational, transport of goods amid MECQ, MGCQ, and GCQ is assured.**

PASSENGER AND CARGO SHIPPING IN NUMBERS

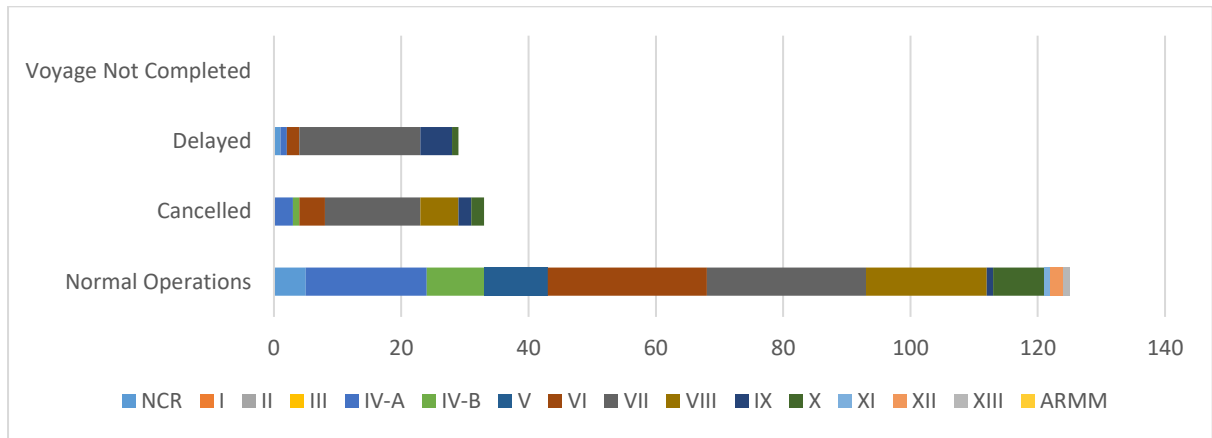
July 02, 2020

- 187** Shipping Operations Recorded
- 139** Passenger Ships Operated
- 48** Cargo Ships Operated
- 125** Ships Operated Normally
- 33** Operations Cancelled
- 29** Operations Delayed
- 0** Operation Uncompleted

PASSENGER AND CARGO SHIPPING OPERATIONS IN THE PHILIPPINES IN AREAS UNDER MECQ, MGCQ and GCQ



I. STATUS OF SHIPPING OPERATIONS NATIONWIDE



On July 02, 2020, there were 187 passenger and cargo shipping operations conducted wherein 125 or 67% were completed in accordance with their Certificate of Public Convenience (CPC).

Out of the 125 operations completed under normal conditions, the reported movements were mostly in the Western and Central Visayas Regions at both 20%.

Meanwhile, 18% of the passenger and cargo shipping operations were cancelled, all due to the community quarantine measures imposed by the different local government units governing the ships' ports of destination. Mostly affected were operations in the Central Visayas and Eastern Visayas Regions.

Twenty-five (25) passenger ships or 18% encountered delays due to the additional measures adopted in view of COVID-19 such as temperature screening and inspections.

Lastly, no passenger and cargo shipping operation was not completed at the time of reporting.

II. STATUS OF SHIPPING OPERATIONS BY CLASSIFICATION

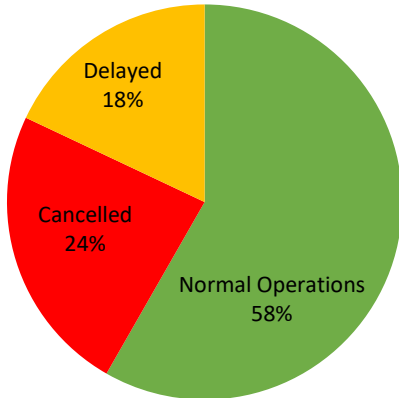
Region	Normal Operations		Cancelled		Delayed		Not Completed	
	Passenger	Cargo	Passenger	Cargo	Passenger	Cargo	Passenger	Cargo
NCR	2	3	0	0	1	0	0	0
I	0	0	0	0	0	0	0	0
II	0	0	0	0	0	0	0	0
III	0	0	0	0	0	0	0	0
IV-A	19	0	3	0	1	0	0	0
IV-B	7	2	1	0	0	0	0	0
V	8	2	0	0	0	0	0	0
VI	17	8	4	0	2	0	0	0
VII	5	20	15	0	15	4	0	0
VIII	19	0	6	0	0	0	0	0
IX	1	0	2	0	5	0	0	0
X	2	6	2	0	1	0	0	0
XI	0	1	0	0	0	0	0	0
XII	0	2	0	0	0	0	0	0
XIII	1	0	0	0	0	0	0	0
ARMM	0	0	0	0	0	0	0	0
Total	81	44	33	0	25	4	0	0

Amid the measures in place due to MECQ, MGCQ, and GCQ, 44 out of 48 (92%) cargo ships still operated normally – are 1 bulk carrier, 10 container ships, 4 general cargo ships, 17 LCT ships, 1 oil tanker, 6 Roro cargo ships and 5 other cargo ships.

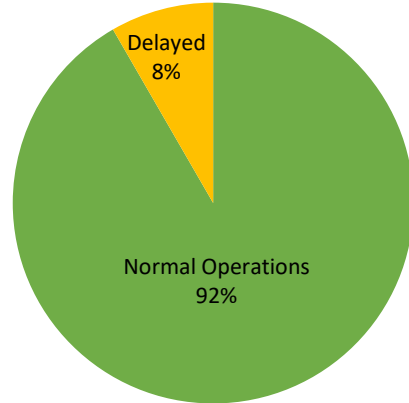
Eighty-one (81) passenger ships completed their voyage – 71 conventional passenger ships, 8 RoPax ships and 2 fast craft ferries completed their operations but mostly only carried cargoes during their voyage.

Meanwhile out of the 139 passenger ships, 42% were affected by the measures adopted in view of COVID-19. These measures caused either the cancellation, delay, or uncompleted operations of 58 passenger ships.

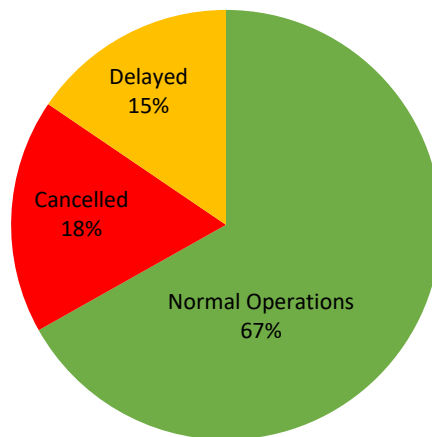
PASSENGER Ship Operations



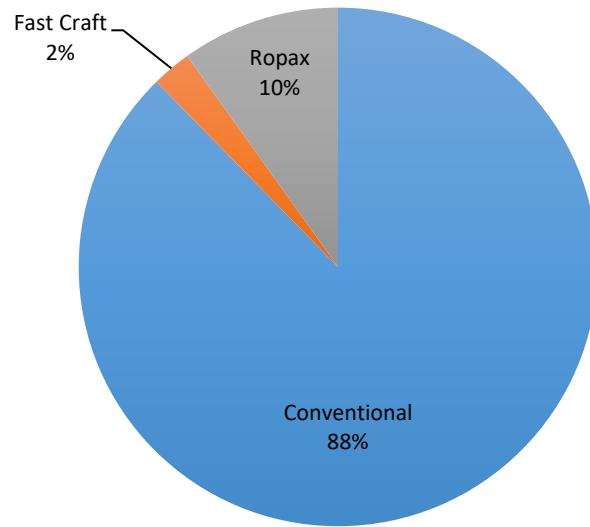
CARGO Ship Operations



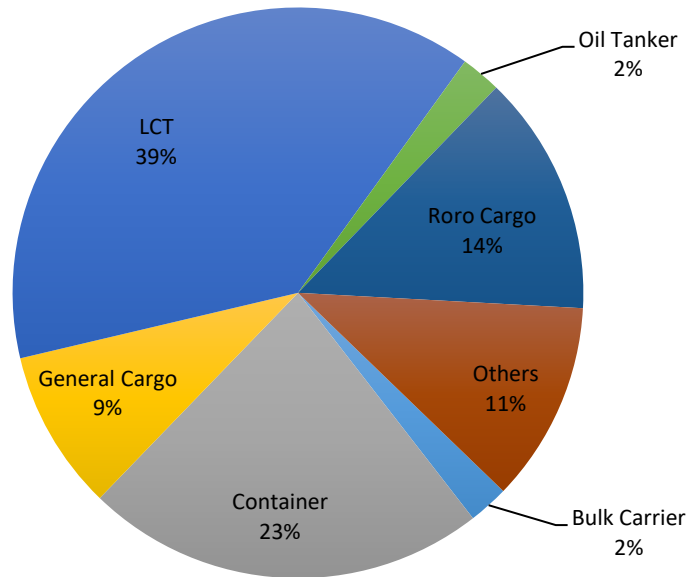
PASSENGER and CARGO Ship Operations



Passenger Ship Types under Normal Operations



Cargo Ship Types under Normal Operations





WEEKLY STATUS OF SHIPPING OPERATIONS

20 March to 02 July 2020

