



MARITIME INDUSTRY AUTHORITY SITUATION REPORT - 108

Passenger and Cargo Shipping Operations on July 09, 2020
 in areas under MECQ, MGCQ, and GCQ
Data generated on July 09, 2020, 3:00 PM

HIGHLIGHTS

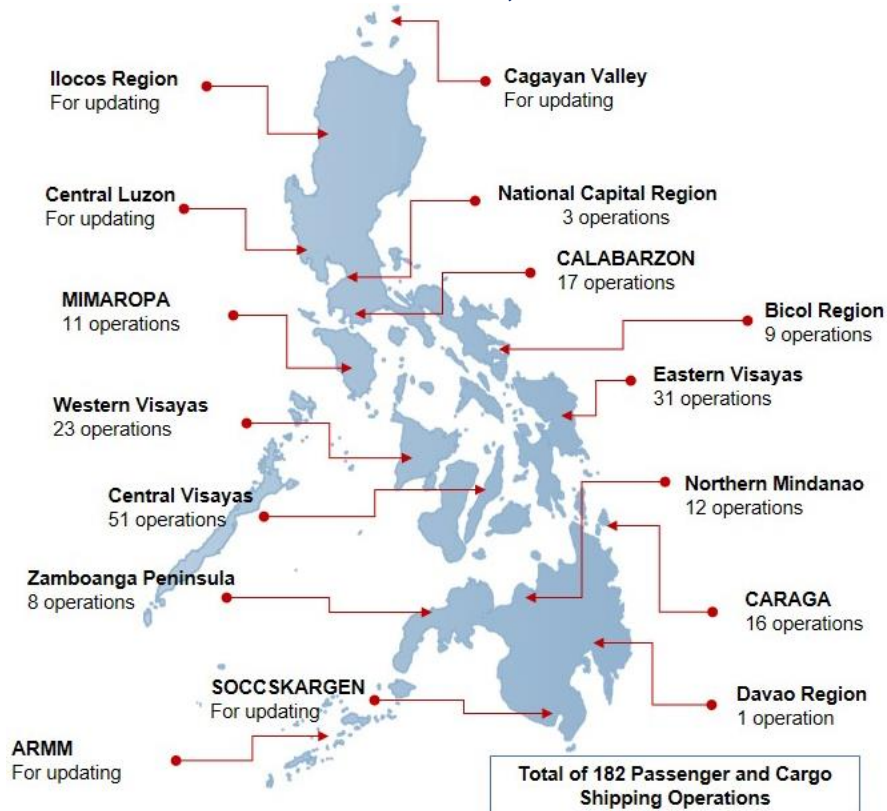
- Seventy percent (70%) of passenger and cargo shipping operations were completed in accordance with the ships' CPC.
- Thirty percent (30%) of the shipping operations were affected due to the measures implemented in view Code Red Sublevel 2 for the COVID-19.
- Operations of passenger ships were more affected compared to cargo ships. 86% of the cargo shipping operations were completed under normal conditions compared to passenger ships at 67%.
- **With cargo shipping still operational, transport of goods amid MECQ, MGCQ, and GCQ is assured.**

PASSENGER AND CARGO SHIPPING IN NUMBERS

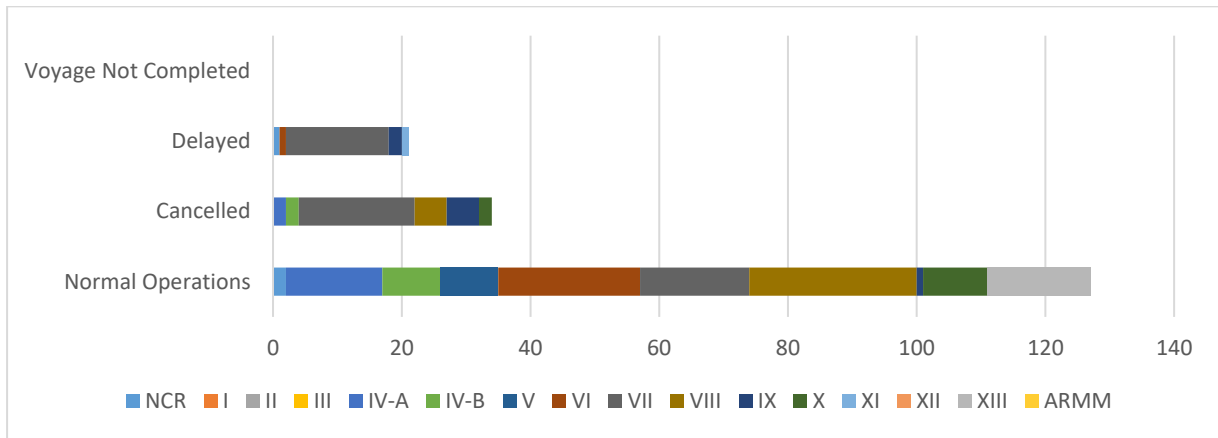
July 09, 2020

- 182** Shipping Operations Recorded
- 154** Passenger Ships Operated
- 28** Cargo Ships Operated
- 127** Ships Operated Normally
- 34** Operations Cancelled
- 21** Operations Delayed
- 0** Operation Uncompleted

PASSENGER AND CARGO SHIPPING OPERATIONS IN THE PHILIPPINES IN AREAS UNDER MECQ, MGCQ and GCQ



I. STATUS OF SHIPPING OPERATIONS NATIONWIDE



On July 09, 2020, there were 182 passenger and cargo shipping operations conducted wherein 127 or 70% were completed in accordance with their Certificate of Public Convenience (CPC).

Out of the 127 operations completed under normal conditions, the reported movements were mostly in the Eastern Visayas Region at 20% and Central Visayas Region at 17%.

Meanwhile, 19% of the passenger and cargo shipping operations were cancelled, all due to the community quarantine measures imposed by the different local government units governing the ships' ports of destination. Mostly affected were operations in the Central Visayas, Eastern Visayas and Davao Regions.

Seventeen (17) passenger ships or 11% encountered delays due to the additional measures adopted in view of COVID-19 such as temperature screening and inspections.

Lastly, no passenger and cargo shipping operation was not completed at the time of reporting.

II. STATUS OF SHIPPING OPERATIONS BY CLASSIFICATION

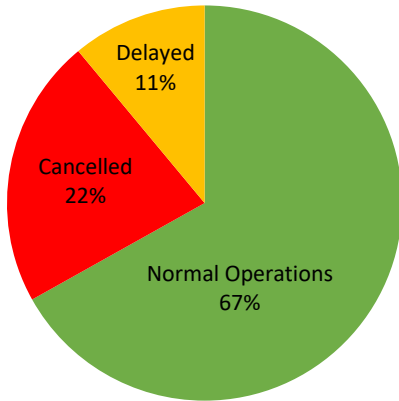
Region	Normal Operations		Cancelled		Delayed		Not Completed	
	Passenger	Cargo	Passenger	Cargo	Passenger	Cargo	Passenger	Cargo
NCR	0	2	0	0	1	0	0	0
I	0	0	0	0	0	0	0	0
II	0	0	0	0	0	0	0	0
III	0	0	0	0	0	0	0	0
IV-A	15	0	2	0	0	0	0	0
IV-B	9	0	2	0	0	0	0	0
V	8	1	0	0	0	0	0	0
VI	16	6	0	0	1	0	0	0
VII	4	13	18	0	13	3	0	0
VIII	25	1	5	0	0	0	0	0
IX	1	0	5	0	2	0	0	0
X	9	1	2	0	0	0	0	0
XI	0	0	0	0	0	1	0	0
XII	0	0	0	0	0	0	0	0
XIII	16	0	0	0	0	0	0	0
ARMM	0	0	0	0	0	0	0	0
Total	103	24	34	0	17	4	0	0

Amid the measures in place due to MECQ, MGCQ, and GCQ, 24 out of 28 (86%) cargo ships still operated normally – are 3 container ships, 1 general cargo ship, 18 LCT ships and 2 Roro cargo ships.

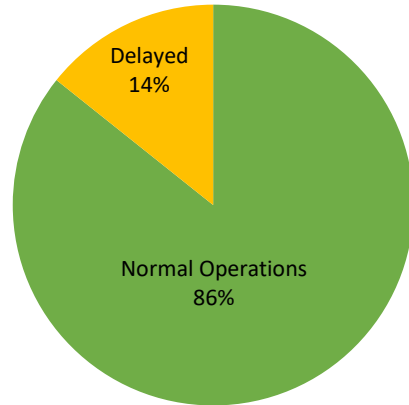
One-hundred three (103) passenger ships completed their voyage – 93 conventional passenger ships, 8 RoPax ships and 2 fast craft ferries completed their operations but mostly only carried cargoes during their voyage.

Meanwhile out of the 154 passenger ships, 33% were affected by the measures adopted in view of COVID-19. These measures caused either the cancellation, delay, or uncompleted operations of 51 passenger ships.

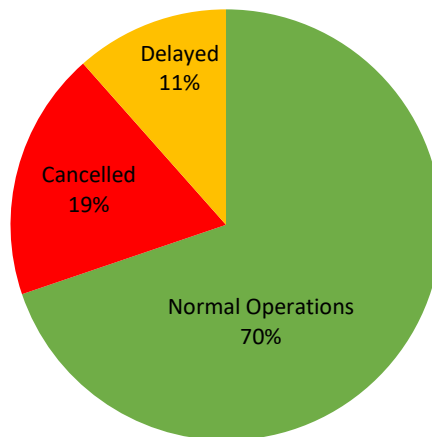
PASSENGER Ship Operations



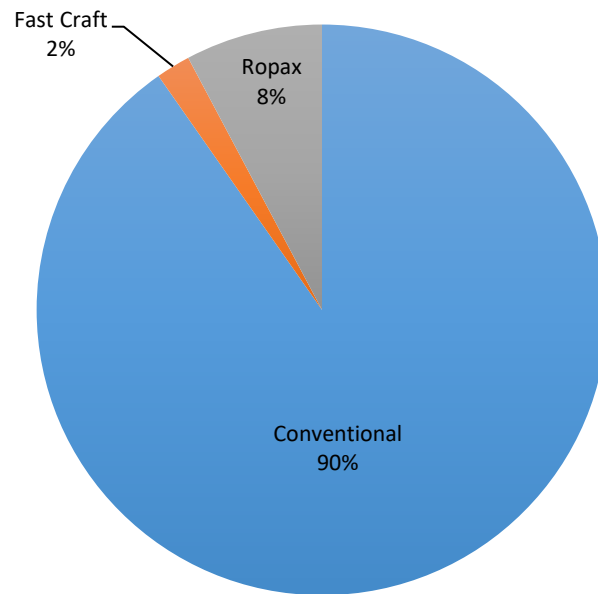
CARGO Ship Operations



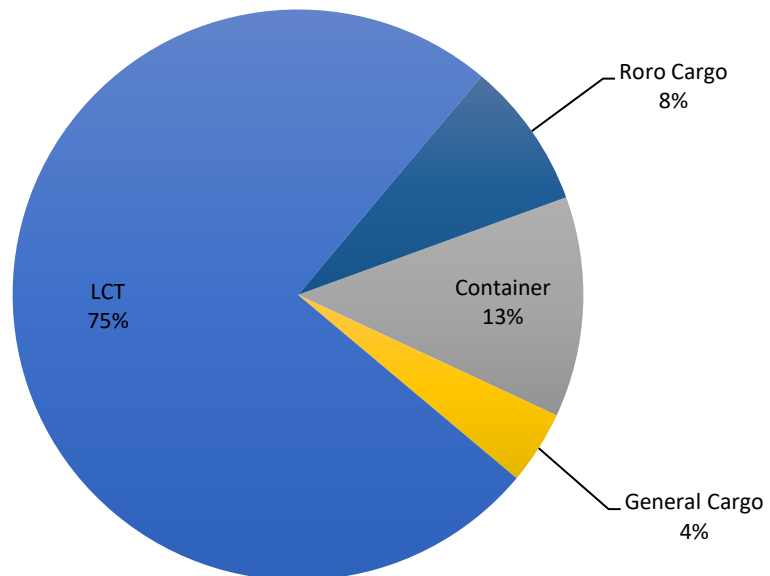
PASSENGER and CARGO Ship Operations



Passenger Ship Types under Normal Operations



Cargo Ship Types under Normal Operations





WEEKLY STATUS OF SHIPPING OPERATIONS

20 March to 09 July 2020

