



MARITIME INDUSTRY AUTHORITY SITUATION REPORT - 109

Passenger and Cargo Shipping Operations on July 10, 2020
 in areas under MECQ, MGCQ, and GCQ
Data generated on July 10, 2020, 3:00 PM

HIGHLIGHTS

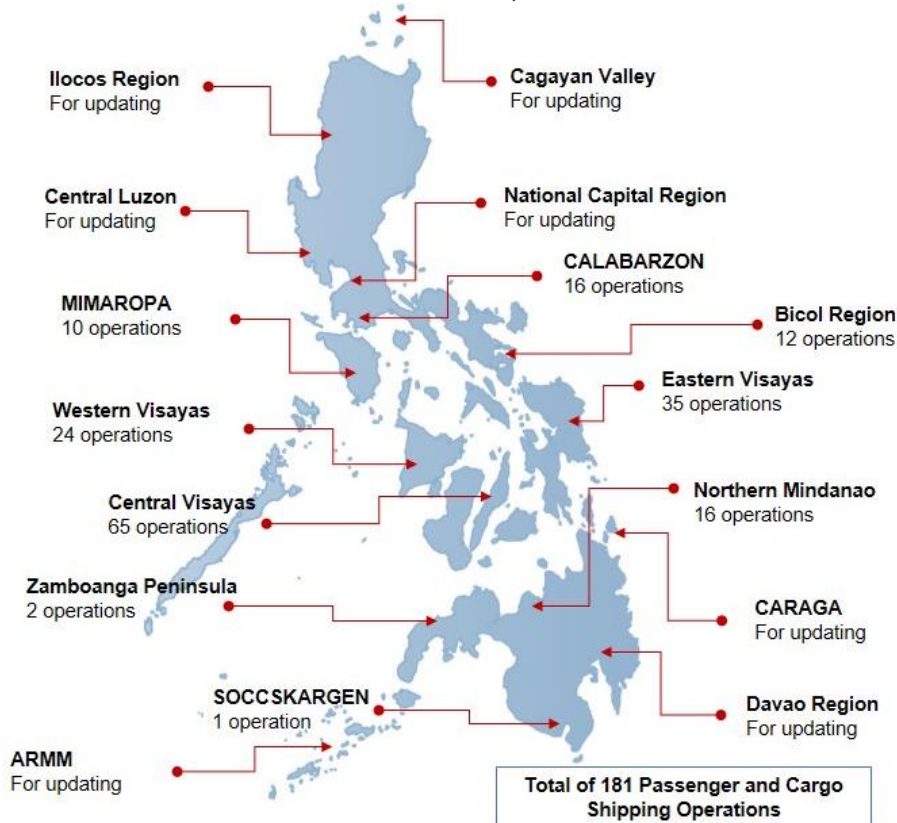
- Sixty-seven percent (67%) of passenger and cargo shipping operations were completed in accordance with the ships' CPC.
- Thirty-three percent (33%) of the shipping operations were affected due to the measures implemented in view Code Red Sublevel 2 for the COVID-19.
- Operations of passenger ships were more affected compared to cargo ships. 93% of the cargo shipping operations were completed under normal conditions compared to passenger ships at 59%.
- **With cargo shipping still operational, transport of goods amid MECQ, MGCQ, and GCQ is assured.**

PASSENGER AND CARGO SHIPPING IN NUMBERS

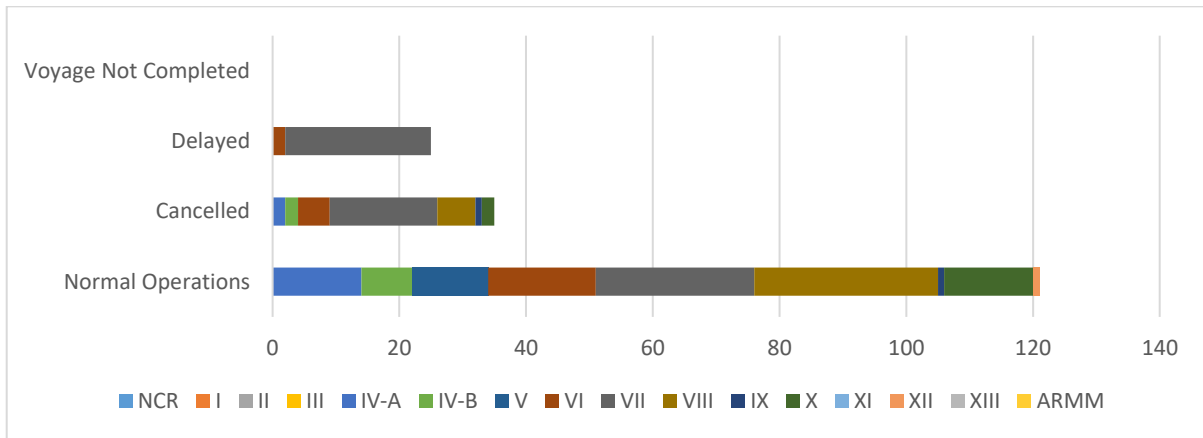
July 10, 2020

- 181** Shipping Operations Recorded
- 138** Passenger Ships Operated
- 43** Cargo Ships Operated
- 121** Ships Operated Normally
- 35** Operations Cancelled
- 25** Operations Delayed
- 0** Operation Uncompleted

PASSENGER AND CARGO SHIPPING OPERATIONS IN THE PHILIPPINES IN AREAS UNDER MECQ, MGCQ and GCQ



I. STATUS OF SHIPPING OPERATIONS NATIONWIDE



On July 10, 2020, there were 181 passenger and cargo shipping operations conducted wherein 121 or 67% were completed in accordance with their Certificate of Public Convenience (CPC).

Out of the 121 operations completed under normal conditions, the reported movements were mostly in the Eastern Visayas Region at 24% and Central Visayas Region at 21%.

Meanwhile, 19% of the passenger and cargo shipping operations were cancelled, all due to the community quarantine measures imposed by the different local government units governing the ships' ports of destination. Mostly affected were operations in the Central Visayas and Eastern Visayas Regions.

Twenty-two (22) passenger ships or 16% encountered delays due to the additional measures adopted in view of COVID-19 such as temperature screening and inspections.

Lastly, no passenger and cargo shipping operation was not completed at the time of reporting.

II. STATUS OF SHIPPING OPERATIONS BY CLASSIFICATION

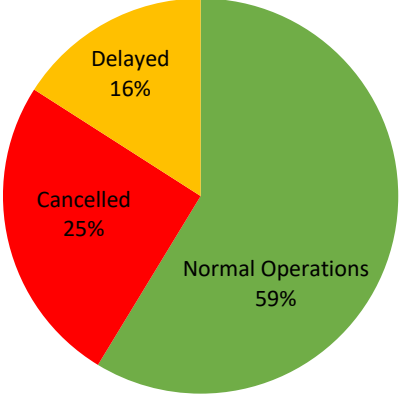
Region	Normal Operations		Cancelled		Delayed		Not Completed	
	Passenger	Cargo	Passenger	Cargo	Passenger	Cargo	Passenger	Cargo
NCR	0	0	0	0	0	0	0	0
I	0	0	0	0	0	0	0	0
II	0	0	0	0	0	0	0	0
III	0	0	0	0	0	0	0	0
IV-A	14	0	2	0	0	0	0	0
IV-B	8	0	2	0	0	0	0	0
V	10	2	0	0	0	0	0	0
VI	9	8	5	0	2	0	0	0
VII	4	21	17	0	20	3	0	0
VIII	24	5	6	0	0	0	0	0
IX	0	1	1	0	0	0	0	0
X	12	2	2	0	0	0	0	0
XI	0	0	0	0	0	0	0	0
XII	0	1	0	0	0	0	0	0
XIII	0	0	0	0	0	0	0	0
ARMM	0	0	0	0	0	0	0	0
Total	81	40	35	0	22	3	0	0

Amid the measures in place due to MECQ, MGCQ, and GCQ, 40 out of 43 (93%) cargo ships still operated normally – are 6 container ships, 2 general cargo ships, 24 LCT ships, 1 oil tanker and 7 Roro cargo ships.

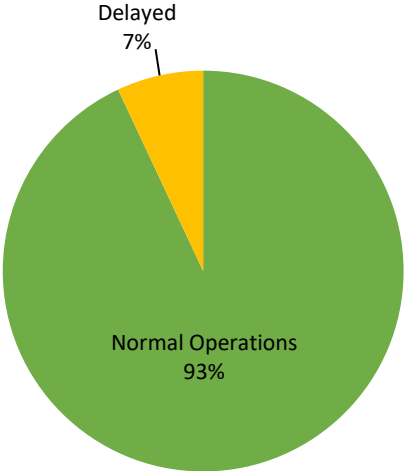
Eighty-one (81) passenger ships completed their voyage – 69 conventional passenger ships, 11 RoPax ships and 1 fast craft ferry completed their operations but mostly only carried cargoes during their voyage.

Meanwhile out of the 138 passenger ships, 41% were affected by the measures adopted in view of COVID-19. These measures caused either the cancellation, delay, or uncompleted operations of 57 passenger ships.

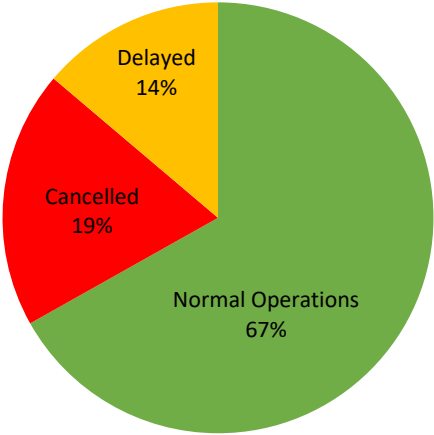
**PASSENGER
Ship Operations**



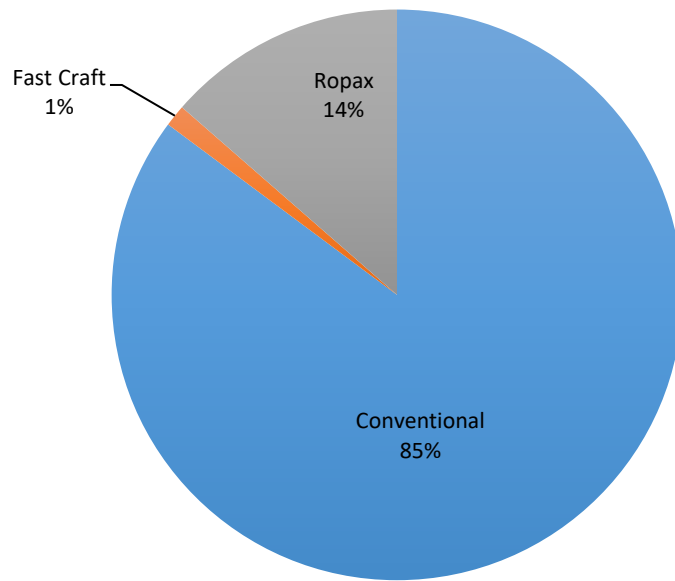
**CARGO
Ship Operations**



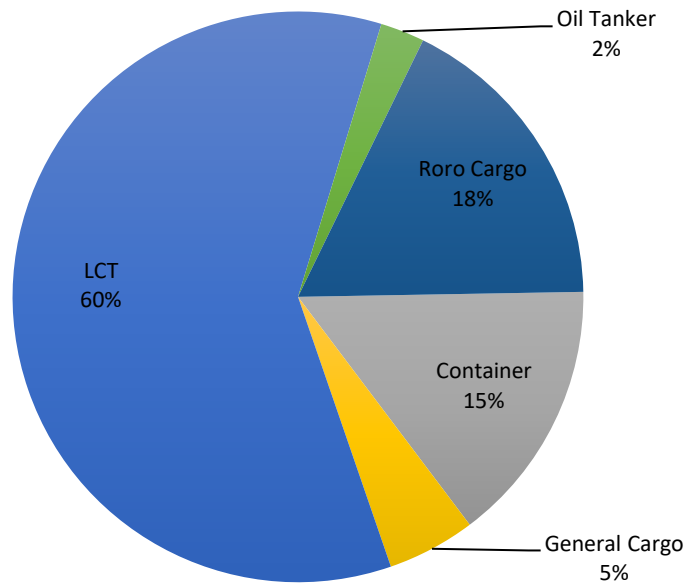
**PASSENGER and CARGO
Ship Operations**



Passenger Ship Types under Normal Operations



Cargo Ship Types under Normal Operations





WEEKLY STATUS OF SHIPPING OPERATIONS

20 March to 09 July 2020

