



## MARITIME INDUSTRY AUTHORITY SITUATION REPORT - 115

Passenger and Cargo Shipping Operations on July 16, 2020  
 in areas under MECQ, MGCQ, and GCQ  
*Data generated on July 16, 2020, 3:00 PM*

### HIGHLIGHTS

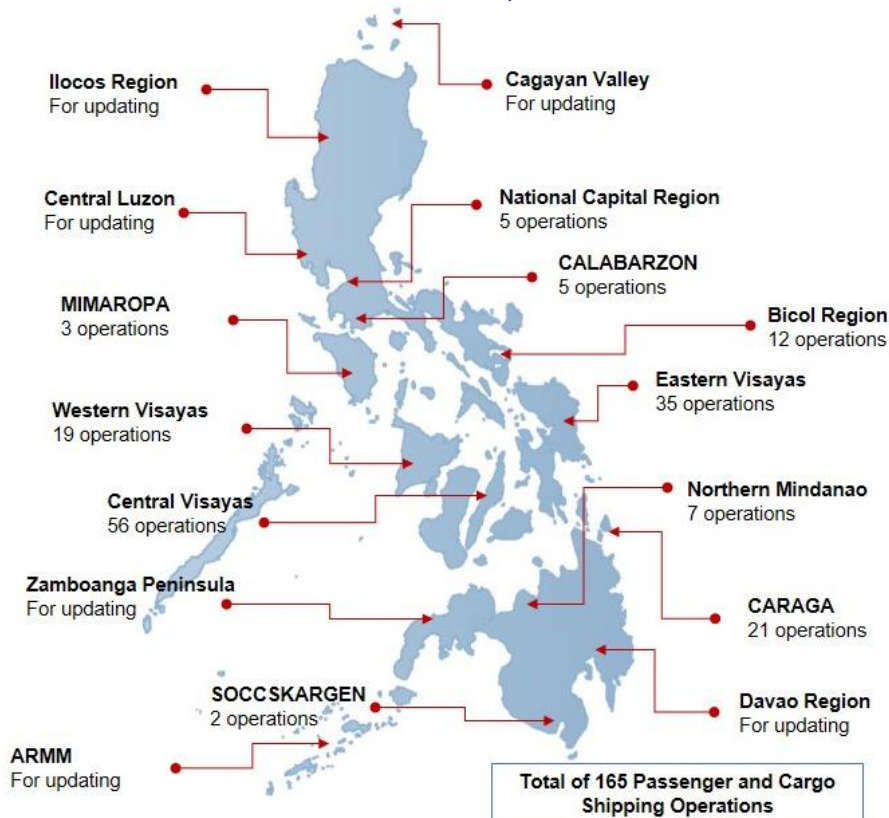
- Sixty-seven percent (67%) of passenger and cargo shipping operations were completed in accordance with the ships' CPC.
- Thirty-three percent (33%) of the shipping operations were affected due to the measures implemented in view Code Red Sublevel 2 for the COVID-19.
- Operations of passenger ships were more affected compared to cargo ships. 92% of the cargo shipping operations were completed under normal conditions compared to passenger ships at 63%.
- **With cargo shipping still operational, transport of goods amid MECQ, MGCQ, and GCQ is assured.**

### PASSENGER AND CARGO SHIPPING IN NUMBERS

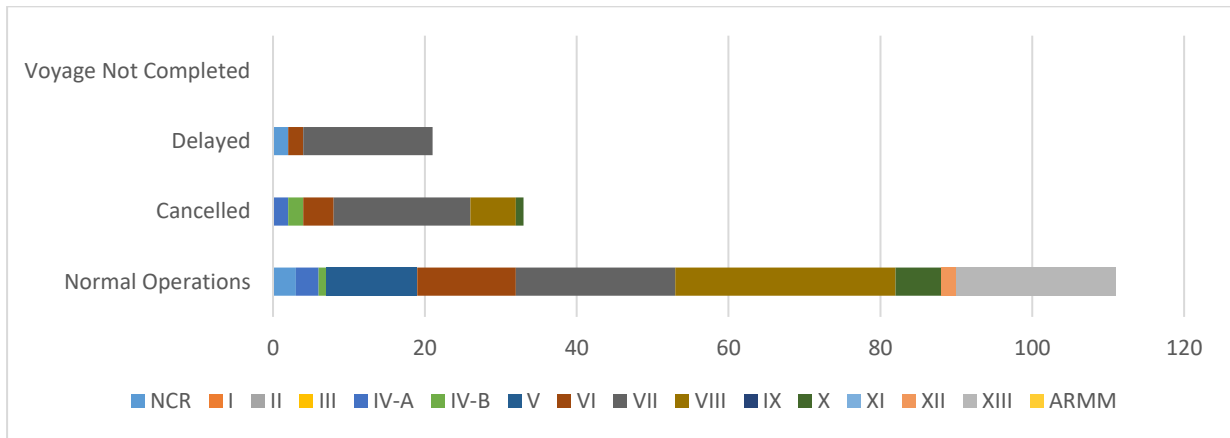
July 16, 2020

- 165** Shipping Operations Recorded
- 140** Passenger Ships Operated
- 25** Cargo Ships Operated
- 111** Ships Operated Normally
- 33** Operations Cancelled
- 21** Operations Delayed
- 0** Operation Uncompleted

### PASSENGER AND CARGO SHIPPING OPERATIONS IN THE PHILIPPINES IN AREAS UNDER MECQ, MGCQ and GCQ



## I. STATUS OF SHIPPING OPERATIONS NATIONWIDE



On July 16, 2020, there were 165 passenger and cargo shipping operations conducted wherein 111 or 67% were completed in accordance with their Certificate of Public Convenience (CPC).

Out of the 111 operations completed under normal conditions, the reported movements were mostly in the Eastern Visayas Region at 26% and Central Visayas and Caraga Regions at 19%.

Meanwhile, 20% of the passenger and cargo shipping operations were cancelled, all due to the community quarantine measures imposed by the different local government units governing the ships' ports of destination. Mostly affected were operations in the Central Visayas and Eastern Visayas Regions.

Twenty (20) passenger ships or 14% encountered delays due to the additional measures adopted in view of COVID-19 such as temperature screening and inspections.

Lastly, no passenger and cargo shipping operation was not completed at the time of reporting.

## II. STATUS OF SHIPPING OPERATIONS BY CLASSIFICATION

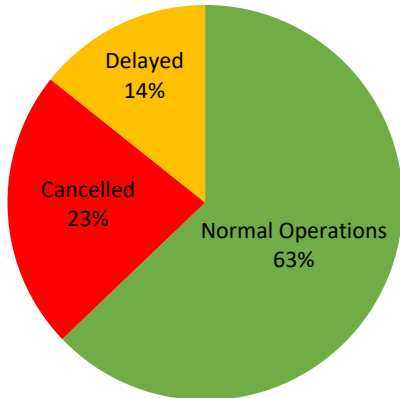
| Region       | Normal Operations |           | Cancelled |          | Delayed   |          | Not Completed |          |
|--------------|-------------------|-----------|-----------|----------|-----------|----------|---------------|----------|
|              | Passenger         | Cargo     | Passenger | Cargo    | Passenger | Cargo    | Passenger     | Cargo    |
| <b>NCR</b>   | 1                 | 2         | 0         | 0        | 2         | 0        | 0             | 0        |
| <b>I</b>     | 0                 | 0         | 0         | 0        | 0         | 0        | 0             | 0        |
| <b>II</b>    | 0                 | 0         | 0         | 0        | 0         | 0        | 0             | 0        |
| <b>III</b>   | 0                 | 0         | 0         | 0        | 0         | 0        | 0             | 0        |
| <b>IV-A</b>  | 2                 | 1         | 2         | 0        | 0         | 0        | 0             | 0        |
| <b>IV-B</b>  | 1                 | 0         | 2         | 0        | 0         | 0        | 0             | 0        |
| <b>V</b>     | 12                | 0         | 0         | 0        | 0         | 0        | 0             | 0        |
| <b>VI</b>    | 12                | 1         | 4         | 0        | 2         | 0        | 0             | 0        |
| <b>VII</b>   | 6                 | 15        | 17        | 1        | 16        | 1        | 0             | 0        |
| <b>VIII</b>  | 28                | 1         | 6         | 0        | 0         | 0        | 0             | 0        |
| <b>IX</b>    | 0                 | 0         | 0         | 0        | 0         | 0        | 0             | 0        |
| <b>X</b>     | 5                 | 1         | 1         | 0        | 0         | 0        | 0             | 0        |
| <b>XI</b>    | 0                 | 0         | 0         | 0        | 0         | 0        | 0             | 0        |
| <b>XII</b>   | 0                 | 2         | 0         | 0        | 0         | 0        | 0             | 0        |
| <b>XIII</b>  | 21                | 0         | 0         | 0        | 0         | 0        | 0             | 0        |
| <b>ARMM</b>  | 0                 | 0         | 0         | 0        | 0         | 0        | 0             | 0        |
| <b>Total</b> | <b>88</b>         | <b>23</b> | <b>32</b> | <b>1</b> | <b>20</b> | <b>1</b> | <b>0</b>      | <b>0</b> |

Amid the measures in place due to MECQ, MGCQ, and GCQ, 23 out of 25 (92%) cargo ships still operated normally – are 9 container ships, 5 LCT ships, 1 oil tanker and 8 Roro cargo ships.

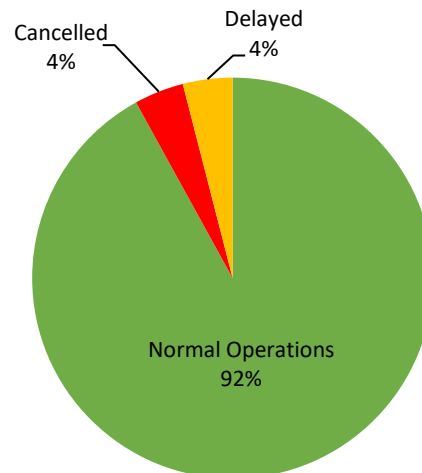
Eighty-eight (88) passenger ships completed their voyage – 76 conventional passenger ships, 11 RoPax ships and 1 fast craft ferry completed their operations but mostly only carried cargoes during their voyage.

Meanwhile out of the 140 passenger ships, 37% were affected by the measures adopted in view of COVID-19. These measures caused either the cancellation, delay, or uncompleted operations of 52 passenger ships.

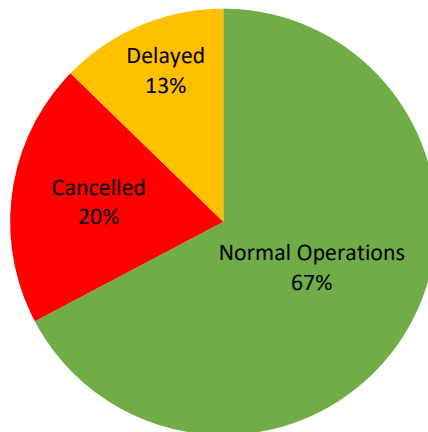
### PASSENGER Ship Operations



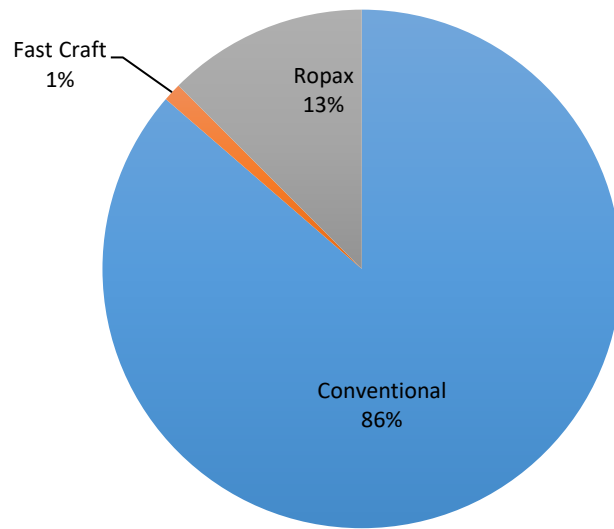
### CARGO Ship Operations



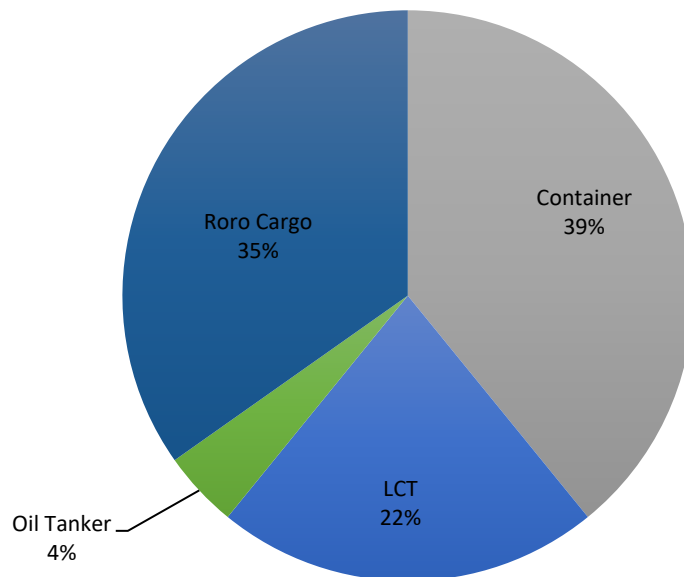
### PASSENGER and CARGO Ship Operations



### Passenger Ship Types under Normal Operations



### Cargo Ship Types under Normal Operations





# WEEKLY STATUS OF SHIPPING OPERATIONS

20 March to 16 July 2020

