



MARITIME INDUSTRY AUTHORITY SITUATION REPORT - 116

Passenger and Cargo Shipping Operations on July 17, 2020
 in areas under MECQ, MGCQ, and GCQ
Data generated on July 17, 2020, 3:00 PM

HIGHLIGHTS

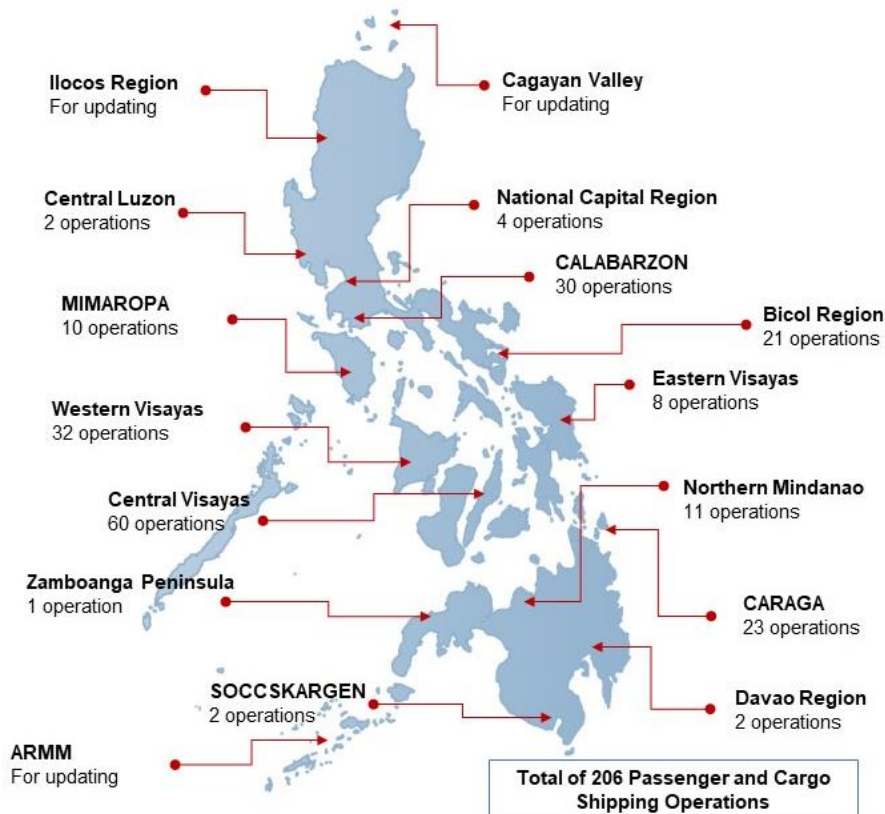
- Sixty-eight percent (68%) of passenger and cargo shipping operations were completed in accordance with the ships' CPC.
- Thirty-two percent (32%) of the shipping operations were affected due to the measures implemented in view Code Red Sublevel 2 for the COVID-19.
- Operations of passenger ships were more affected compared to cargo ships. 89% of the cargo shipping operations were completed under normal conditions compared to passenger ships at 63%.
- **With cargo shipping still operational, transport of goods amid MECQ, MGCQ, and GCQ is assured.**

PASSENGER AND CARGO SHIPPING IN NUMBERS

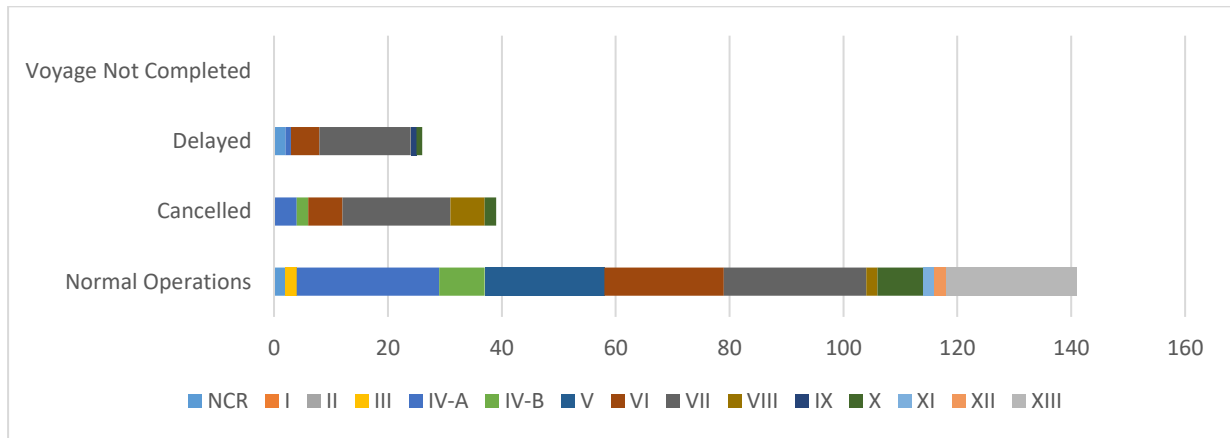
July 17, 2020

- 206** Shipping Operations Recorded
- 161** Passenger Ships Operated
- 45** Cargo Ships Operated
- 141** Ships Operated Normally
- 39** Operations Cancelled
- 26** Operations Delayed
- 0** Operation Uncompleted

PASSENGER AND CARGO SHIPPING OPERATIONS IN THE PHILIPPINES IN AREAS UNDER MECQ, MGCQ and GCQ



I. STATUS OF SHIPPING OPERATIONS NATIONWIDE



On July 17, 2020, there were 206 passenger and cargo shipping operations conducted wherein 141 or 68% were completed in accordance with their Certificate of Public Convenience (CPC).

Out of the 141 operations completed under normal conditions, the reported movements were mostly in the Calabarzon and Central Visayas Regions at both 18%.

Meanwhile, 19% of the passenger and cargo shipping operations were cancelled, all due to the community quarantine measures imposed by the different local government units governing the ships' ports of destination. Mostly affected were operations in the Central Visayas, Western Visayas and Eastern Visayas Regions.

Twenty-one (21) passenger ships or 13% encountered delays due to the additional measures adopted in view of COVID-19 such as temperature screening and inspections.

Lastly, no passenger and cargo shipping operation was not completed at the time of reporting, as the respective ships were still underway.

II. STATUS OF SHIPPING OPERATIONS BY CLASSIFICATION

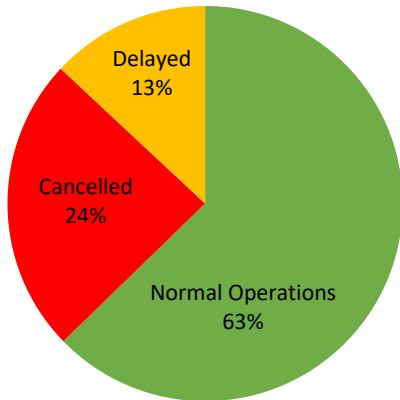
Region	Normal Operations		Cancelled		Delayed		Not Completed	
	Passenger	Cargo	Passenger	Cargo	Passenger	Cargo	Passenger	Cargo
NCR	2	0	0	0	1	1	0	0
I	0	0	0	0	0	0	0	0
II	0	0	0	0	0	0	0	0
III	0	2	0	0	0	0	0	0
IV-A	24	1	4	0	1	0	0	0
IV-B	6	2	2	0	0	0	0	0
V	20	1	0	0	0	0	0	0
VI	18	3	6	0	4	1	0	0
VII	3	22	19	0	13	3	0	0
VIII	0	2	6	0	0	0	0	0
IX	0	0	0	0	1	0	0	0
X	5	3	2	0	1	0	0	0
XI	0	2	0	0	0	0	0	0
XII	0	2	0	0	0	0	0	0
XIII	23	0	0	0	0	0	0	0
ARMM	0	0	0	0	0	0	0	0
Total	101	40	39	0	21	5	0	0

Amid the measures in place due to MECQ, MGCQ, and GCQ, 40 out of 45 (89%) cargo ships still operated normally – are 6 container ships, 1 general cargo ship, 10 LCT ships, 9 oil tankers, 6 Roro cargo ships and 8 other cargo ships.

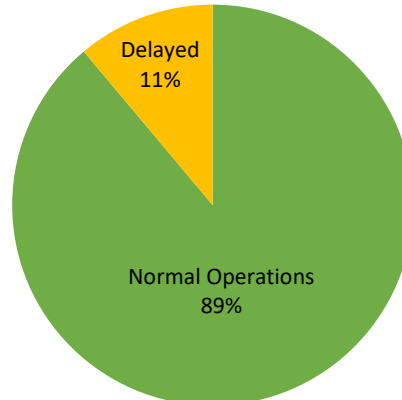
One-hundred one (101) passenger ships completed their voyage – 79 conventional passenger ships, 21 RoPax ships and 1 fast craft ferry completed their operations but mostly only carried cargoes during their voyage.

Meanwhile out of the 161 passenger ships, 37% were affected by the measures adopted in view of COVID-19. These measures caused either the cancellation, delay, or uncompleted operations of 60 passenger ships.

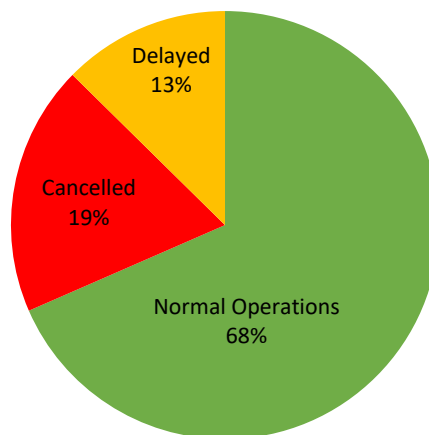
PASSENGER Ship Operations



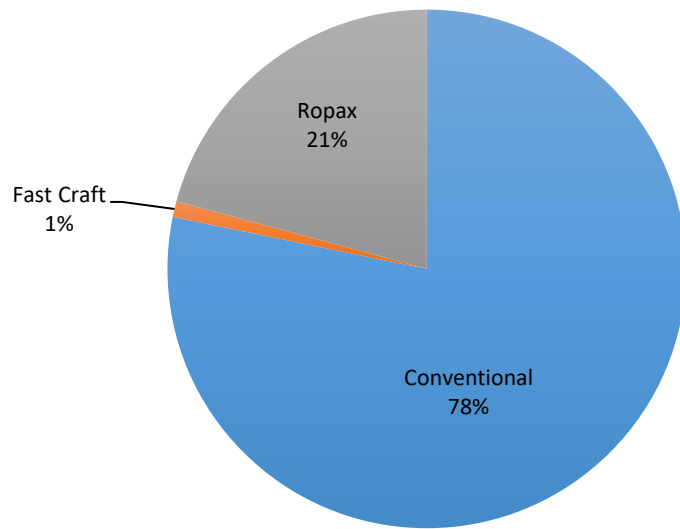
CARGO Ship Operations



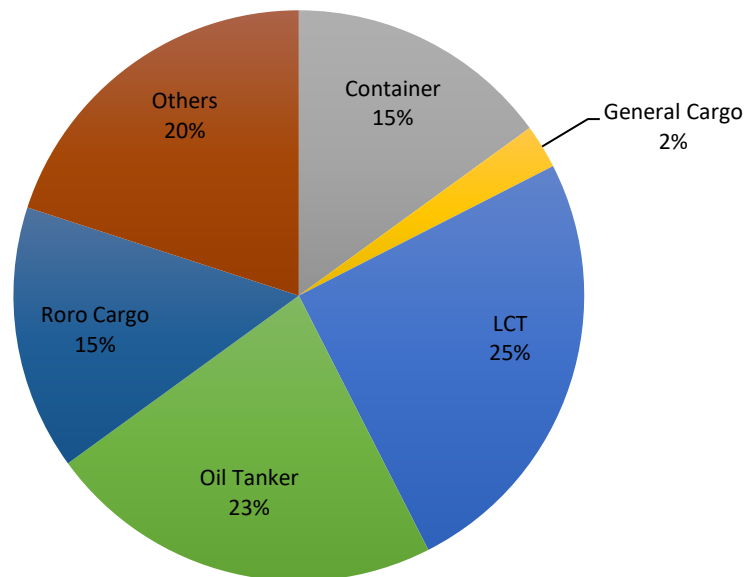
PASSENGER and CARGO Ship Operations



Passenger Ship Types under Normal Operations



Cargo Ship Types under Normal Operations





WEEKLY STATUS OF SHIPPING OPERATIONS

20 March to 16 July 2020

