



MARITIME INDUSTRY AUTHORITY SITUATION REPORT - 118

Passenger and Cargo Shipping Operations on July 19, 2020
 in areas under MECQ, MGCQ, and GCQ
Data generated on July 19, 2020, 3:00 PM

HIGHLIGHTS

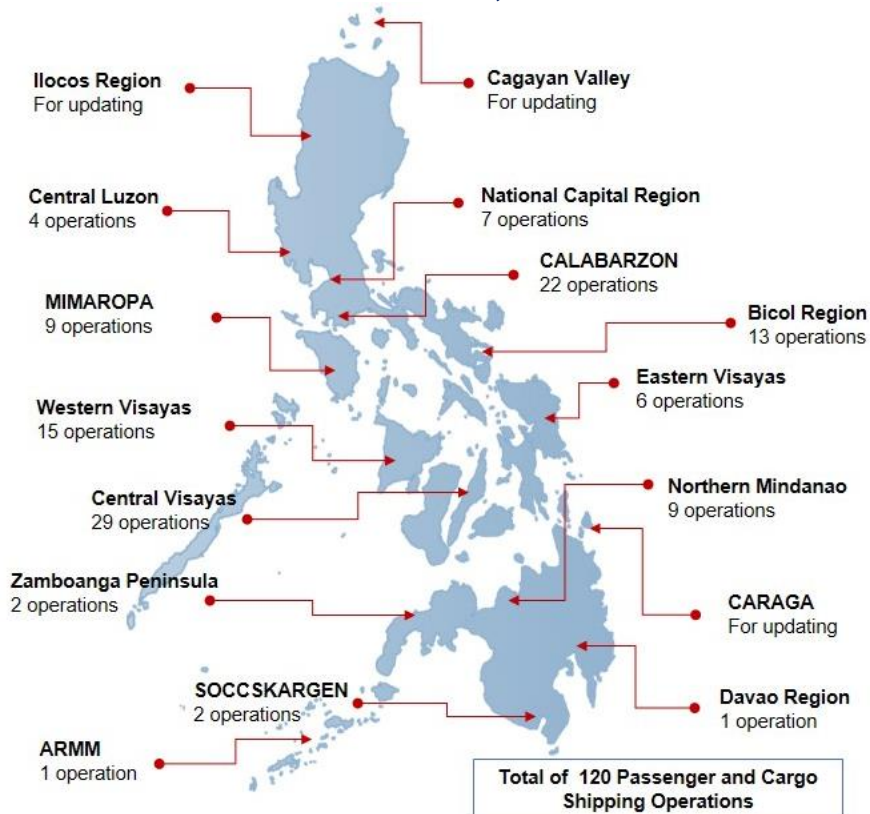
- Seventy-six percent (76%) of passenger and cargo shipping operations were completed in accordance with the ships' CPC.
- Twenty-four percent (24%) of the shipping operations were affected due to the measures implemented in view Code Red Sublevel 2 for the COVID-19.
- Operations of passenger ships were more affected compared to cargo ships. 100% of the cargo shipping operations were completed under normal conditions compared to passenger ships at 65%.
- **With cargo shipping still operational, transport of goods amid MECQ, MGCQ, and GCQ is assured.**

PASSENGER AND CARGO SHIPPING IN NUMBERS

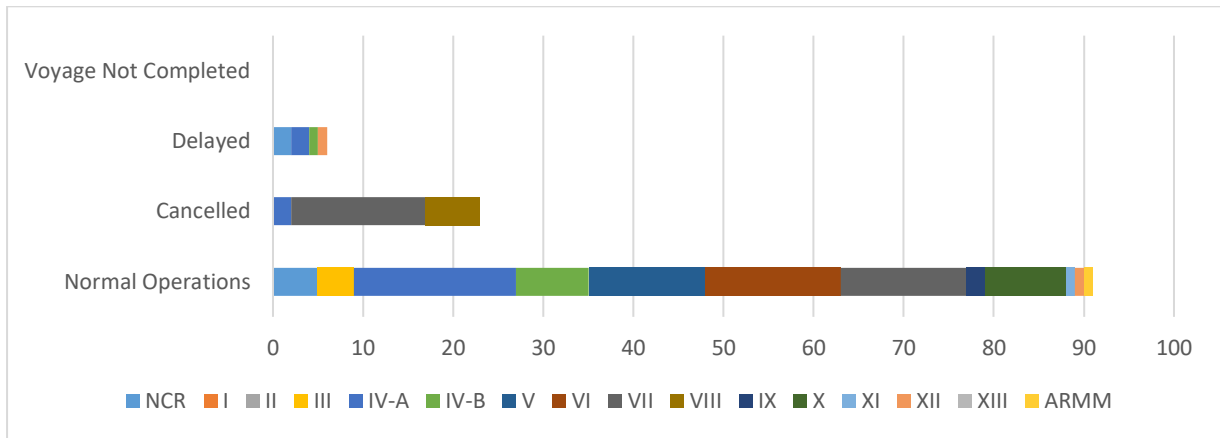
July 19, 2020

- 120** Shipping Operations Recorded
- 82** Passenger Ships Operated
- 38** Cargo Ships Operated
- 91** Ships Operated Normally
- 23** Operations Cancelled
- 6** Operations Delayed
- 0** Operation Uncompleted

PASSENGER AND CARGO SHIPPING OPERATIONS IN THE PHILIPPINES IN AREAS UNDER MECQ, MGCQ and GCQ



I. STATUS OF SHIPPING OPERATIONS NATIONWIDE



On July 19, 2020, there were 120 passenger and cargo shipping operations conducted wherein 91 or 76% were completed in accordance with their Certificate of Public Convenience (CPC).

Out of the 91 operations completed under normal conditions, the reported movements were mostly in the Calabarzon Region at 20% and Western Visayas Region at 16%.

Meanwhile, 19% of the passenger and cargo shipping operations were cancelled, all due to the community quarantine measures imposed by the different local government units governing the ships' ports of destination. Mostly affected were operations in the Central Visayas and Eastern Visayas Regions.

Six (6) passenger ships or 7% encountered delays due to the additional measures adopted in view of COVID-19 such as temperature screening and inspections.

Lastly, no passenger and cargo shipping operation was not completed at the time of reporting.

II. STATUS OF SHIPPING OPERATIONS BY CLASSIFICATION

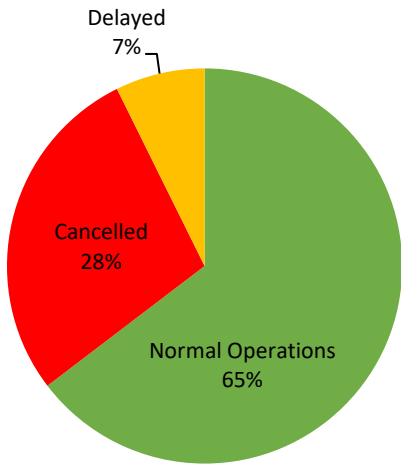
Region	Normal Operations		Cancelled		Delayed		Not Completed	
	Passenger	Cargo	Passenger	Cargo	Passenger	Cargo	Passenger	Cargo
NCR	1	4	0	0	2	0	0	0
I	0	0	0	0	0	0	0	0
II	0	0	0	0	0	0	0	0
III	0	4	0	0	0	0	0	0
IV-A	14	4	2	0	2	0	0	0
IV-B	6	2	0	0	1	0	0	0
V	12	1	0	0	0	0	0	0
VI	14	1	0	0	0	0	0	0
VII	0	14	15	0	0	0	0	0
VIII	0	0	6	0	0	0	0	0
IX	0	2	0	0	0	0	0	0
X	6	3	0	0	0	0	0	0
XI	0	1	0	0	0	0	0	0
XII	0	1	0	0	1	0	0	0
XIII	0	0	0	0	0	0	0	0
ARMM	0	1	0	0	0	0	0	0
Total	53	38	23	0	6	0	0	0

Amid the measures in place due to MECQ, MGCQ, and GCQ, 38 out of 38 (100%) cargo ships still operated normally – are 1 container ship, 1 general cargo ship, 2 LCT ships, 14 oil tankers and 11 Roro cargo ships.

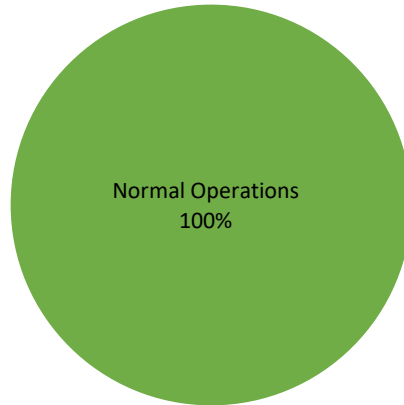
Fifty-three (53) passenger ships completed their voyage – 43 conventional passenger ships and 10 RoPax ships completed their operations but mostly only carried cargoes during their voyage.

Meanwhile out of the 82 passenger ships, 35% were affected by the measures adopted in view of COVID-19. These measures caused either the cancellation, delay, or uncompleted operations of 29 passenger ships.

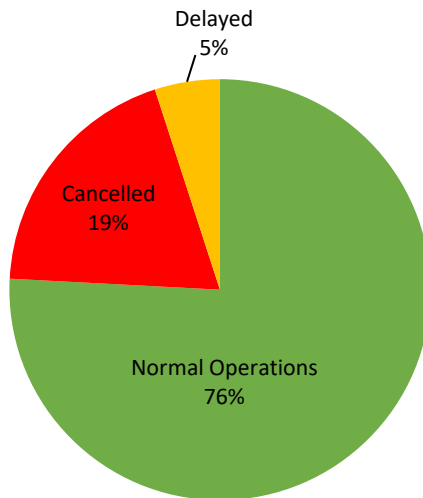
PASSENGER Ship Operations



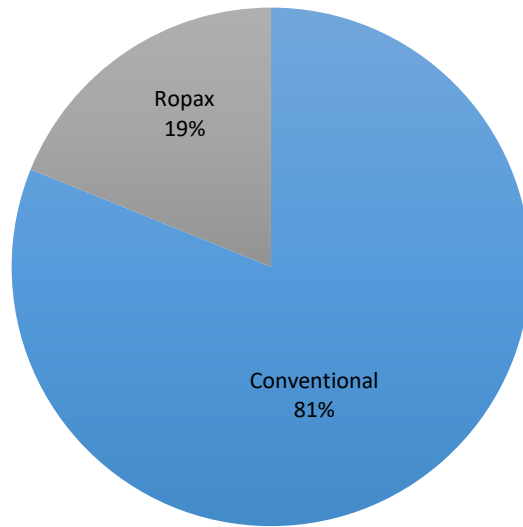
CARGO Ship Operations



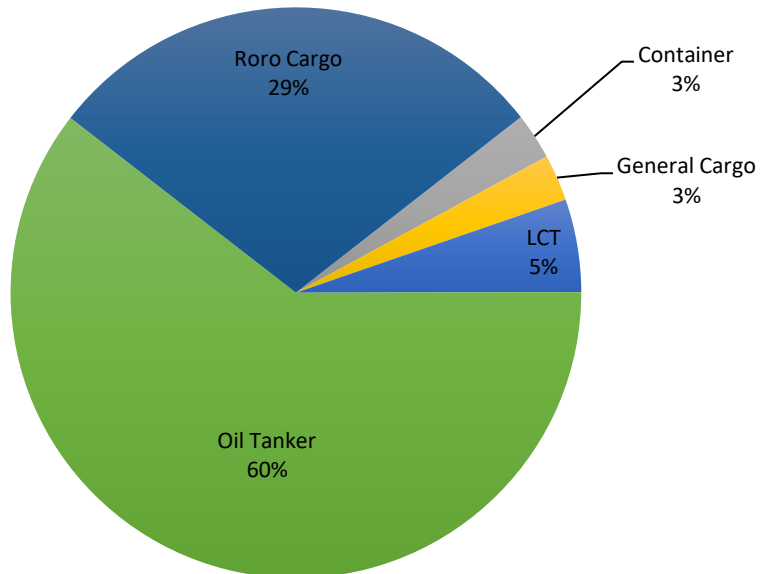
PASSENGER and CARGO Ship Operations



Passenger Ship Types under Normal Operations



Cargo Ship Types under Normal Operations





WEEKLY STATUS OF SHIPPING OPERATIONS

20 March to 16 July 2020

