



## MARITIME INDUSTRY AUTHORITY SITUATION REPORT - 127

Passenger and Cargo Shipping Operations on July 28, 2020  
in areas under MECQ, MGCQ, and GCQ

Data generated on July 28, 2020, 3:00 PM

### HIGHLIGHTS

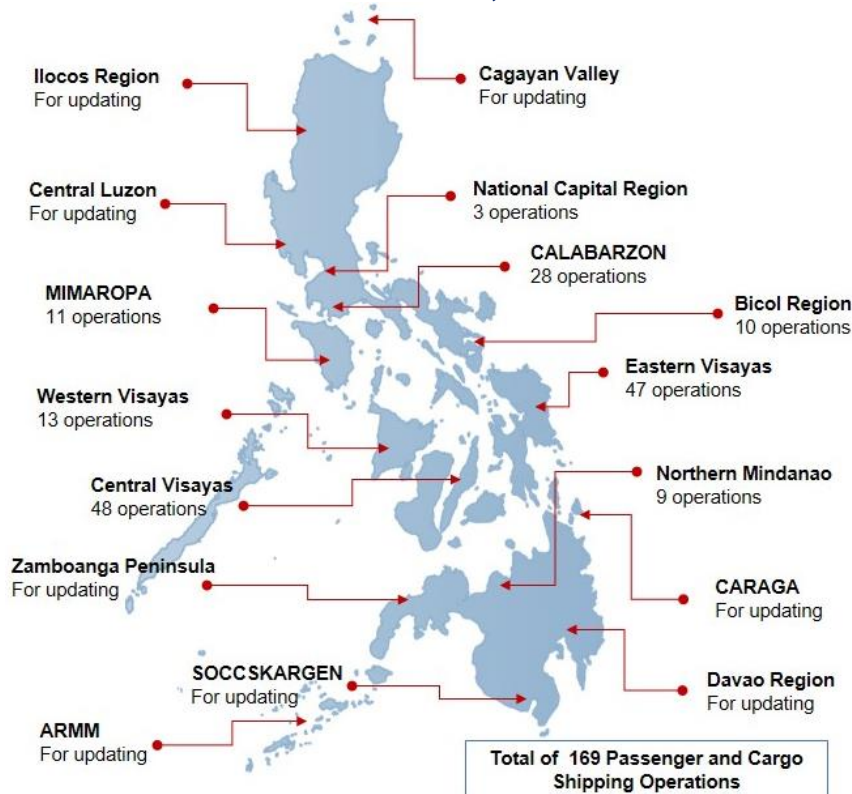
- Seventy percent (70%) of passenger and cargo shipping operations were completed in accordance with the ships' CPC.
- Thirty percent (30%) of the shipping operations were affected due to the measures implemented in view Code Red Sublevel 2 for the COVID-19.
- Operations of passenger ships were more affected compared to cargo ships. 94% of the cargo shipping operations were completed under normal conditions compared to passenger ships at 64%.
- With cargo shipping still operational, transport of goods amid MECQ, MGCQ, and GCQ is assured.**

### PASSENGER AND CARGO SHIPPING IN NUMBERS

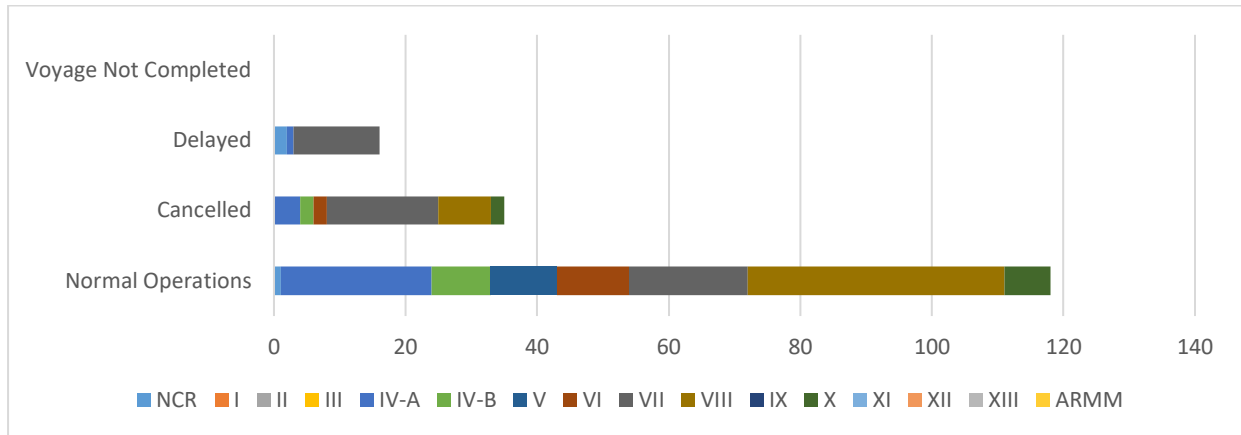
July 28, 2020

- 169** Shipping Operations Recorded
- 134** Passenger Ships Operated
- 35** Cargo Ships Operated
- 118** Ships Operated Normally
- 35** Operations Cancelled
- 16** Operations Delayed
- 0** Operation Uncompleted

### PASSENGER AND CARGO SHIPPING OPERATIONS IN THE PHILIPPINES IN AREAS UNDER MECQ, MGCQ and GCQ



## I. STATUS OF SHIPPING OPERATIONS NATIONWIDE



On July 28, 2020, there were 169 passenger and cargo shipping operations conducted wherein 118 or 70% were completed in accordance with their Certificate of Public Convenience (CPC).

Out of the 118 operations completed under normal conditions, the reported movements were mostly in the Eastern Visayas Region at 33% and Calabarzon Region at 19%.

Meanwhile, 21% of the passenger and cargo shipping operations were cancelled, all due to the community quarantine measures imposed by the different local government units governing the ships' ports of destination. Mostly affected were operations in the Central Visayas and Eastern Visayas Regions.

Fifteen (15) passenger ships or 11% encountered delays due to the additional measures adopted in view of COVID-19 such as temperature screening and inspections.

Lastly, no passenger and cargo shipping operation was not completed at the time of reporting.

## II. STATUS OF SHIPPING OPERATIONS BY CLASSIFICATION

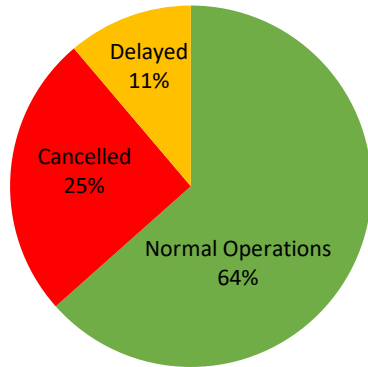
Region	Normal Operations		Cancelled		Delayed		Not Completed	
	Passenger	Cargo	Passenger	Cargo	Passenger	Cargo	Passenger	Cargo
<b>NCR</b>	1	0	0	0	2	0	0	0
<b>I</b>	0	0	0	0	0	0	0	0
<b>II</b>	0	0	0	0	0	0	0	0
<b>III</b>	0	0	0	0	0	0	0	0
<b>IV-A</b>	22	1	4	0	1	0	0	0
<b>IV-B</b>	9	0	2	0	0	0	0	0
<b>V</b>	10	0	0	0	0	0	0	0
<b>VI</b>	1	10	2	0	0	0	0	0
<b>VII</b>	1	17	16	1	12	1	0	0
<b>VIII</b>	34	5	8	0	0	0	0	0
<b>IX</b>	0	0	0	0	0	0	0	0
<b>X</b>	7	0	2	0	0	0	0	0
<b>XI</b>	0	0	0	0	0	0	0	0
<b>XII</b>	0	0	0	0	0	0	0	0
<b>XIII</b>	0	0	0	0	0	0	0	0
<b>ARMM</b>	0	0	0	0	0	0	0	0
<b>Total</b>	<b>85</b>	<b>33</b>	<b>34</b>	<b>1</b>	<b>15</b>	<b>1</b>	<b>0</b>	<b>0</b>

Amid the measures in place due to MECQ, MGCQ, and GCQ, 33 out of 35 (94%) cargo ships still operated normally – are 1 container ship, 1 general cargo ship, 24 LCT ships, 1 oil tanker and 6 Roro cargo ships.

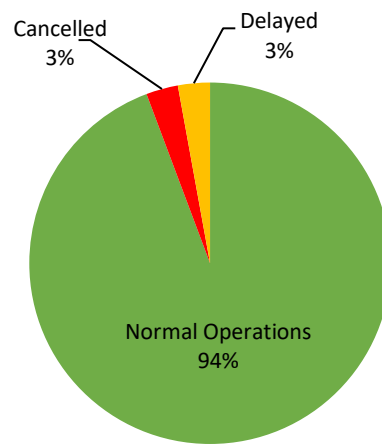
Eighty-five (85) passenger ships completed their voyage – 67 conventional passenger ships and 13 RoPax ships completed their operations but mostly only carried cargoes during their voyage.

Meanwhile out of the 134 passenger ships, 37% were affected by the measures adopted in view of COVID-19. These measures caused either the cancellation, delay, or uncompleted operations of 49 passenger ships.

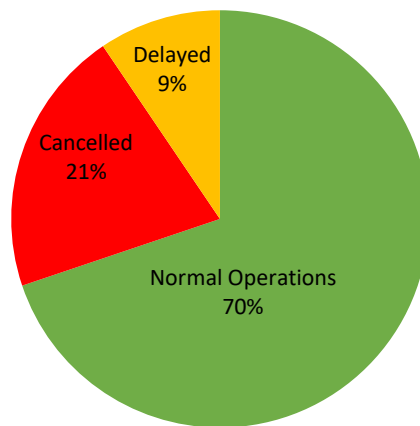
### PASSENGER Ship Operations



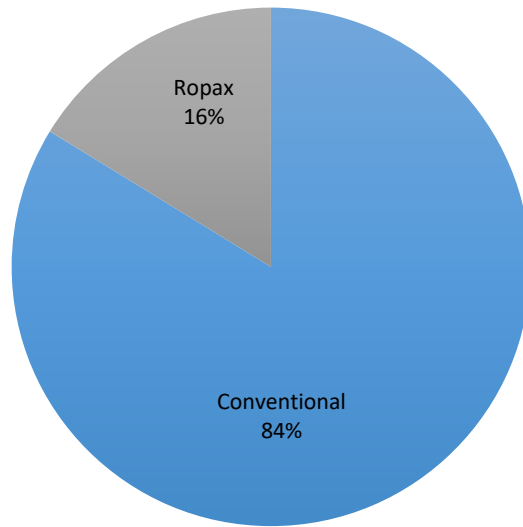
### CARGO Ship Operations



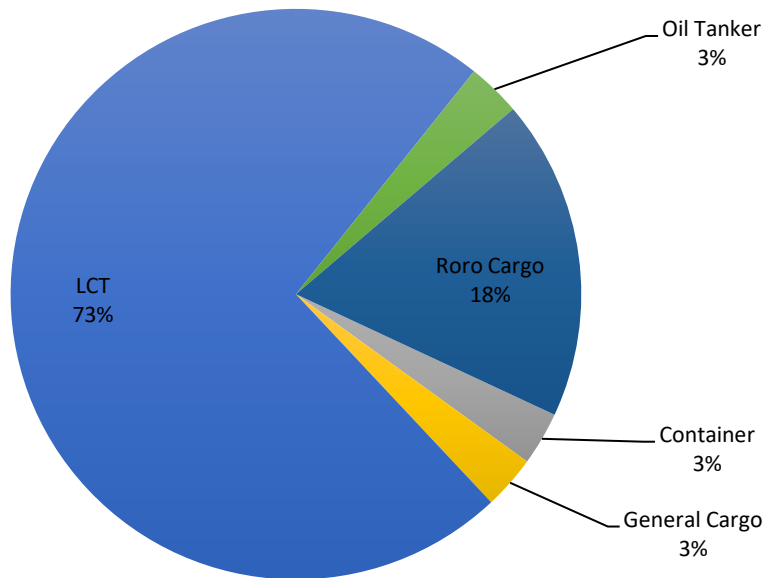
### PASSENGER and CARGO Ship Operations



## Passenger Ship Types under Normal Operations



## Cargo Ship Types under Normal Operations





# WEEKLY STATUS OF SHIPPING OPERATIONS

20 March to 23 July 2020

