



## MARITIME INDUSTRY AUTHORITY SITUATION REPORT - 129

Passenger and Cargo Shipping Operations on July 30, 2020  
 in areas under MECQ, MGCQ, and GCQ  
*Data generated on July 30, 2020, 3:00 PM*

### HIGHLIGHTS

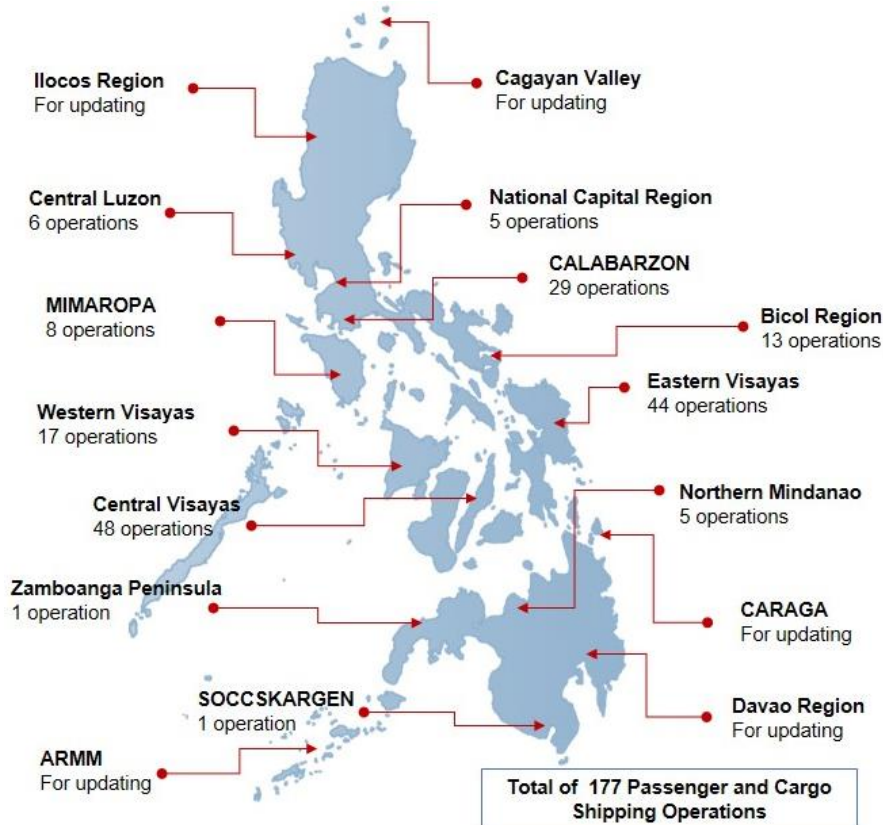
- Seventy-one percent (71%) of passenger and cargo shipping operations were completed in accordance with the ships' CPC.
- Twenty-nine percent (29%) of the shipping operations were affected due to the measures implemented in view Code Red Sublevel 2 for the COVID-19.
- Operations of passenger ships were more affected compared to cargo ships. 96% of the cargo shipping operations were completed under normal conditions compared to passenger ships at 66%.
- With cargo shipping still operational, transport of goods amid MECQ, MGCQ, and GCQ is assured.**

### PASSENGER AND CARGO SHIPPING IN NUMBERS

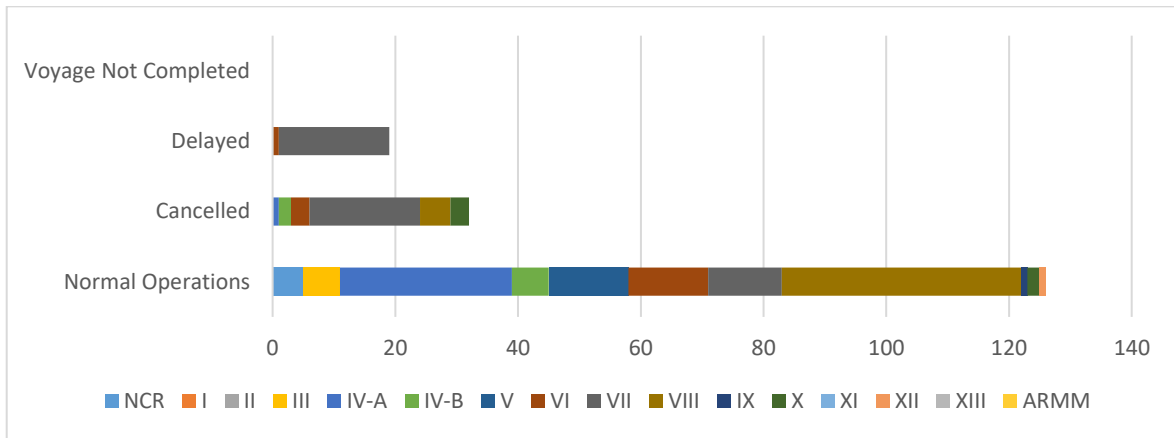
July 30, 2020

- 177** Shipping Operations Recorded
- 150** Passenger Ships Operated
- 27** Cargo Ships Operated
- 126** Ships Operated Normally
- 32** Operations Cancelled
- 19** Operations Delayed
- 0** Operation Uncompleted

### PASSENGER AND CARGO SHIPPING OPERATIONS IN THE PHILIPPINES IN AREAS UNDER MECQ, MGCQ and GCQ



## I. STATUS OF SHIPPING OPERATIONS NATIONWIDE



On July 30, 2020, there were 177 passenger and cargo shipping operations conducted wherein 126 or 71% were completed in accordance with their Certificate of Public Convenience (CPC).

Out of the 126 operations completed under normal conditions, the reported movements were mostly in the Eastern Visayas Region at 31% and Calabarzon Region at 22%.

Meanwhile, 18% of the passenger and cargo shipping operations were cancelled, all due to the community quarantine measures imposed by the different local government units governing the ships' ports of destination. Mostly affected were operations in the Central Visayas and Eastern Visayas Regions.

Nineteen (19) passenger ships or 13% encountered delays due to the additional measures adopted in view of COVID-19 such as temperature screening and inspections.

Lastly, no passenger and cargo shipping operation was not completed at the time of reporting.

## II. STATUS OF SHIPPING OPERATIONS BY CLASSIFICATION

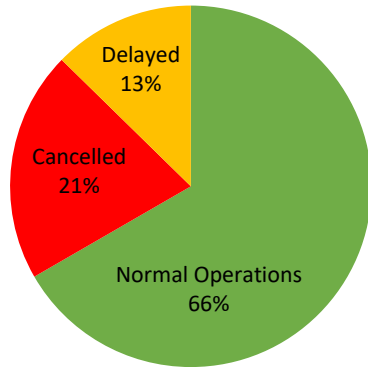
| Region       | Normal Operations |           | Cancelled |          | Delayed   |          | Not Completed |          |
|--------------|-------------------|-----------|-----------|----------|-----------|----------|---------------|----------|
|              | Passenger         | Cargo     | Passenger | Cargo    | Passenger | Cargo    | Passenger     | Cargo    |
| <b>NCR</b>   | 3                 | 2         | 0         | 0        | 0         | 0        | 0             | 0        |
| <b>I</b>     | 0                 | 0         | 0         | 0        | 0         | 0        | 0             | 0        |
| <b>II</b>    | 0                 | 0         | 0         | 0        | 0         | 0        | 0             | 0        |
| <b>III</b>   | 0                 | 6         | 0         | 0        | 0         | 0        | 0             | 0        |
| <b>IV-A</b>  | 25                | 3         | 1         | 0        | 0         | 0        | 0             | 0        |
| <b>IV-B</b>  | 6                 | 0         | 2         | 0        | 0         | 0        | 0             | 0        |
| <b>V</b>     | 13                | 0         | 0         | 0        | 0         | 0        | 0             | 0        |
| <b>VI</b>    | 11                | 2         | 3         | 0        | 1         | 0        | 0             | 0        |
| <b>VII</b>   | 3                 | 9         | 17        | 1        | 18        | 0        | 0             | 0        |
| <b>VIII</b>  | 38                | 1         | 5         | 0        | 0         | 0        | 0             | 0        |
| <b>IX</b>    | 0                 | 1         | 0         | 0        | 0         | 0        | 0             | 0        |
| <b>X</b>     | 1                 | 1         | 3         | 0        | 0         | 0        | 0             | 0        |
| <b>XI</b>    | 0                 | 0         | 0         | 0        | 0         | 0        | 0             | 0        |
| <b>XII</b>   | 0                 | 1         | 0         | 0        | 0         | 0        | 0             | 0        |
| <b>XIII</b>  | 0                 | 0         | 0         | 0        | 0         | 0        | 0             | 0        |
| <b>ARMM</b>  | 0                 | 0         | 0         | 0        | 0         | 0        | 0             | 0        |
| <b>Total</b> | <b>100</b>        | <b>26</b> | <b>31</b> | <b>1</b> | <b>19</b> | <b>0</b> | <b>0</b>      | <b>0</b> |

Amid the measures in place due to MECQ, MGCQ, and GCQ, 26 out of 27 (96%) cargo ships still operated normally – are 3 LCT ships, 17 oil tankers and 6 Roro cargo ships.

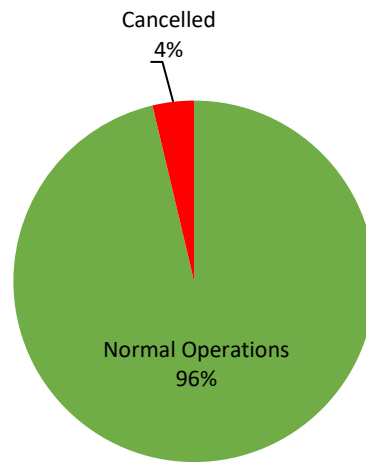
One hundred (100) passenger ships completed their voyage – 86 conventional passenger ships and 14 RoPax ships completed their operations but mostly only carried cargoes during their voyage.

Meanwhile out of the 150 passenger ships, 33% were affected by the measures adopted in view of COVID-19. These measures caused either the cancellation, delay, or uncompleted operations of 50 passenger ships.

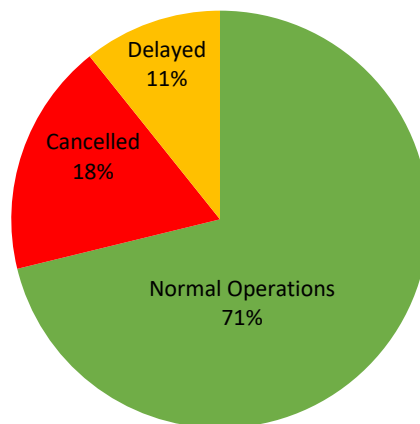
### PASSENGER Ship Operations



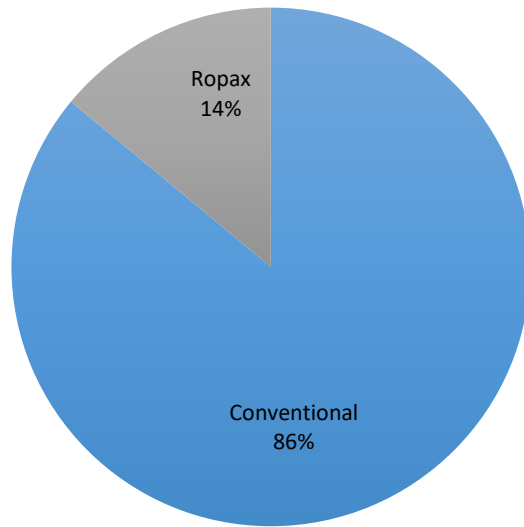
### CARGO Ship Operations



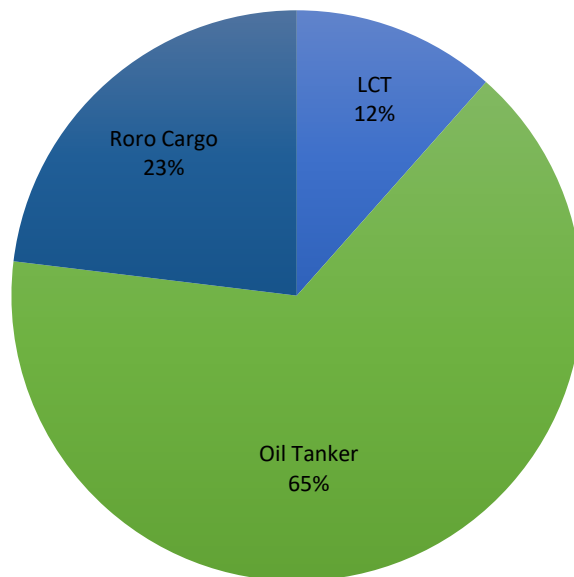
### PASSENGER and CARGO Ship Operations



### Passenger Ship Types under Normal Operations



### Cargo Ship Types under Normal Operations



# WEEKLY STATUS OF SHIPPING OPERATIONS

20 March to 30 July 2020

