



MARITIME INDUSTRY AUTHORITY SITUATION REPORT - 143

Passenger and Cargo Shipping Operations on August 13, 2020
in areas under MECQ, MGCQ and GCQ

Data generated on August 13, 2020, 3:00 PM

HIGHLIGHTS

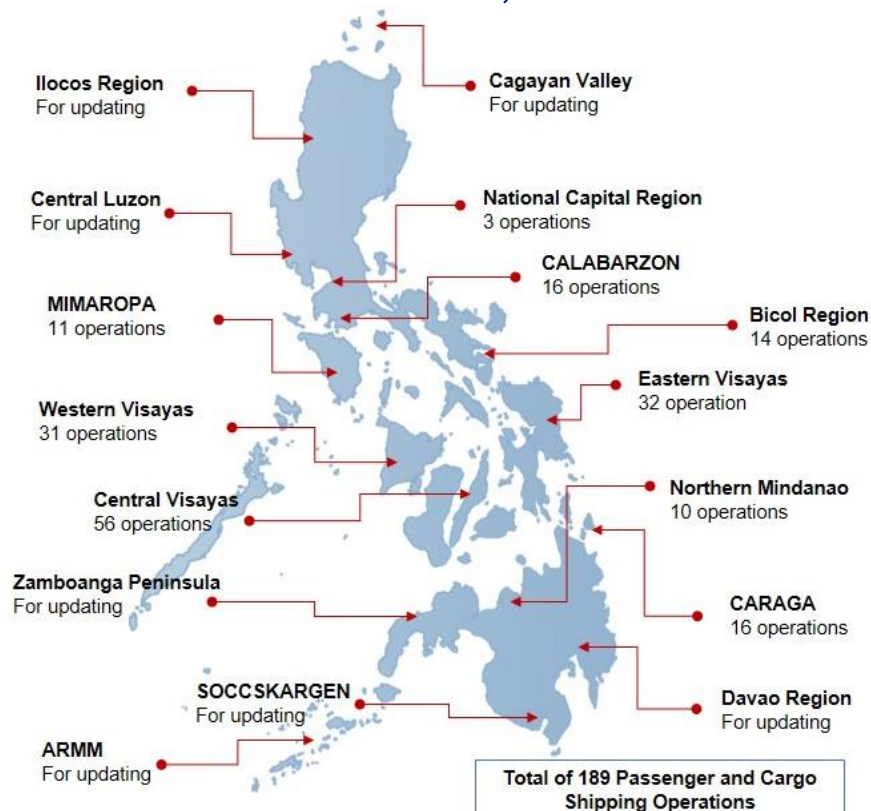
- Seventy-eight percent (78%) of passenger and cargo shipping operations were completed in accordance with the ships' CPC.
- Twenty-two percent (22%) of the shipping operations were affected due to the measures implemented in view Code Red Sublevel 2 for the COVID-19.
- Operations of passenger ships were more affected compared to cargo ships. 96% of the cargo shipping operations were completed under normal conditions compared to passenger ships at 73%.
- With cargo shipping still operational, transport of goods amid MECQ, MGCQ, and GCQ is assured.**

PASSENGER AND CARGO SHIPPING IN NUMBERS

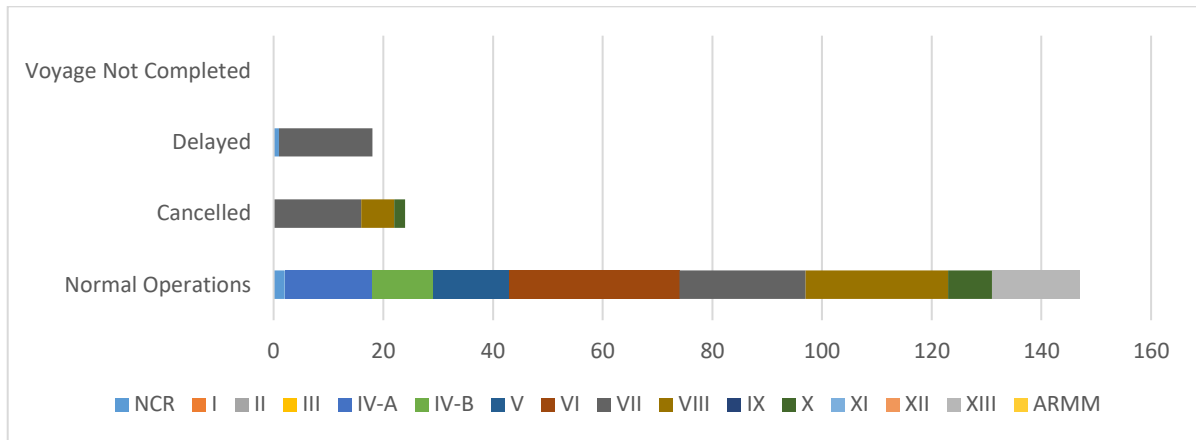
August 13, 2020

- 189** Shipping Operations Recorded
- 146** Passenger Ships Operated
- 43** Cargo Ships Operated
- 147** Ships Operated Normally
- 24** Operations Cancelled
- 18** Operations Delayed
- 0** Operation Uncompleted

PASSENGER AND CARGO SHIPPING OPERATIONS IN THE PHILIPPINES IN AREAS UNDER MECQ, MGCQ and GCQ



I. STATUS OF SHIPPING OPERATIONS NATIONWIDE



On August 13, 2020, there were 189 passenger and cargo shipping operations conducted wherein 147 or 78% were completed in accordance with their Certificate of Public Convenience (CPC).

Out of the 147 operations completed under normal conditions, the reported movements were mostly in the Western Visayas Region at 21% and Eastern Visayas Region at 18%.

Meanwhile, 13% of the passenger and cargo shipping operations were cancelled, all due to the community quarantine measures imposed by the different local government units governing the ships' ports of destination. Mostly affected were operations in the Central Visayas and Eastern Visayas Regions.

Seventeen (17) passenger ships or 12% encountered delays due to the additional measures adopted in view of COVID-19 such as temperature screening and inspections.

Lastly, no passenger and cargo shipping operation was not completed at the time of reporting.

II. STATUS OF SHIPPING OPERATIONS BY CLASSIFICATION

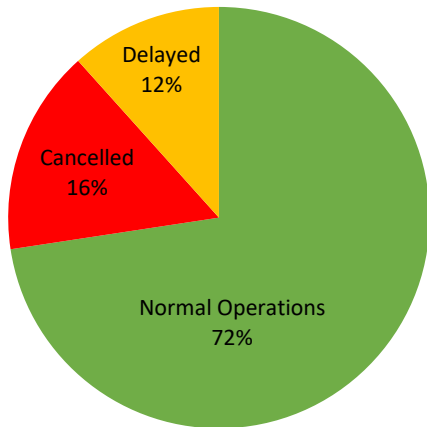
Region	Normal Operations		Cancelled		Delayed		Not Completed	
	Passenger	Cargo	Passenger	Cargo	Passenger	Cargo	Passenger	Cargo
NCR	1	1	0	0	0	1	0	0
I	0	0	0	0	0	0	0	0
II	0	0	0	0	0	0	0	0
III	0	0	0	0	0	0	0	0
IV-A	16	0	0	0	0	0	0	0
IV-B	10	1	0	0	0	0	0	0
V	13	1	0	0	0	0	0	0
VI	14	17	0	0	0	0	0	0
VII	2	21	15	1	17	0	0	0
VIII	26	0	6	0	0	0	0	0
IX	0	0	0	0	0	0	0	0
X	8	0	2	0	0	0	0	0
XI	0	0	0	0	0	0	0	0
XII	0	0	0	0	0	0	0	0
XIII	16	0	0	0	0	0	0	0
ARMM	0	0	0	0	0	0	0	0
Total	106	41	23	1	17	1	0	0

Amid the measures in place due to MECQ, MGCQ, and GCQ, 41 out of 43 (96%) cargo ships still operated normally – are 1 container ship, 1 general cargo ship, 33 LCT ships and 6 Roro cargo ships.

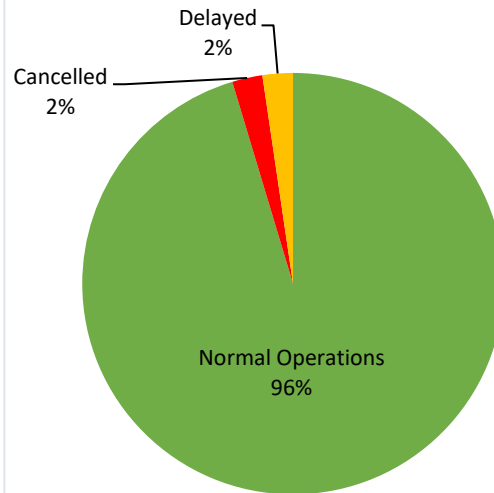
One hundred and six (106) passenger ships completed their voyage – 93 conventional passenger ships and 13 RoPax ships completed their operations but mostly only carried cargoes during their voyage.

Meanwhile out of the 146 passenger ships, 27% were affected by the measures adopted in view of COVID-19. These measures caused either the cancellation, delay, or uncompleted operations of 40 passenger ships.

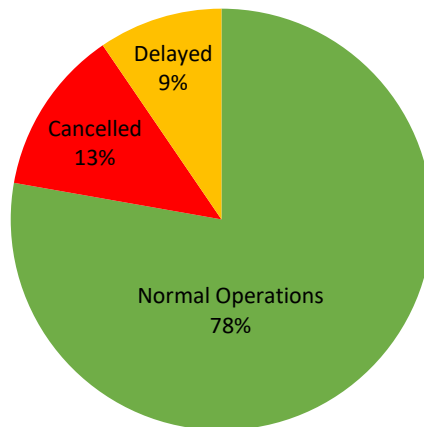
PASSENGER Ship Operations



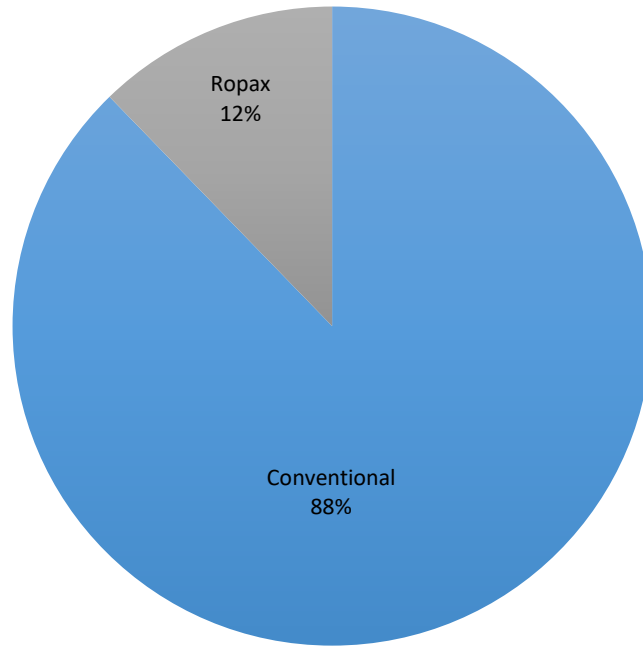
CARGO Ship Operations



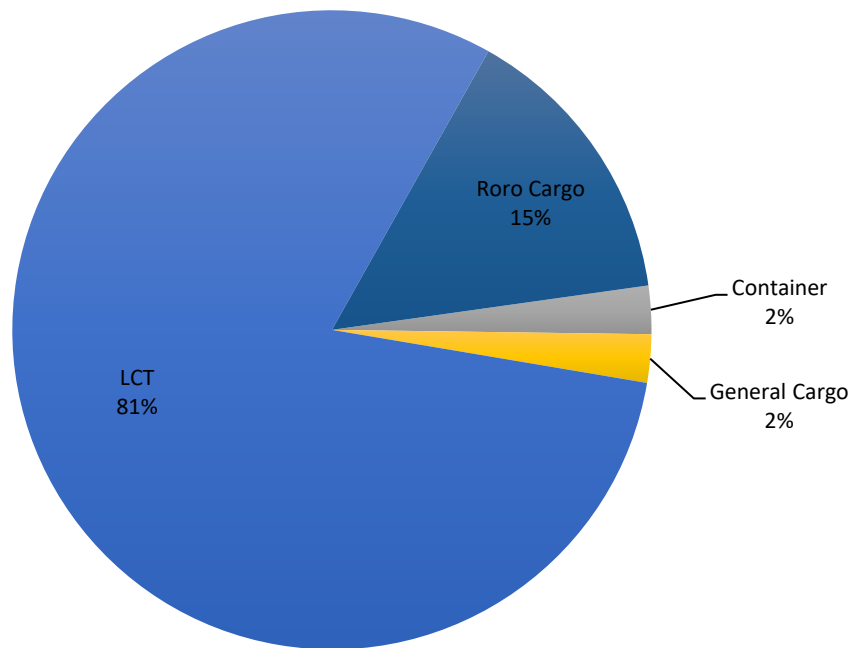
PASSENGER and CARGO Ship Operations



Passenger Ship Types under Normal Operations



Cargo Ship Types under Normal Operations



WEEKLY STATUS OF SHIPPING OPERATIONS

20 March to 13 August 2020

