



MARITIME INDUSTRY AUTHORITY SITUATION REPORT - 150

Passenger and Cargo Shipping Operations on August 20, 2020
in areas under MGCQ and GCQ

Data generated on August 20, 2020, 3:00 PM

HIGHLIGHTS

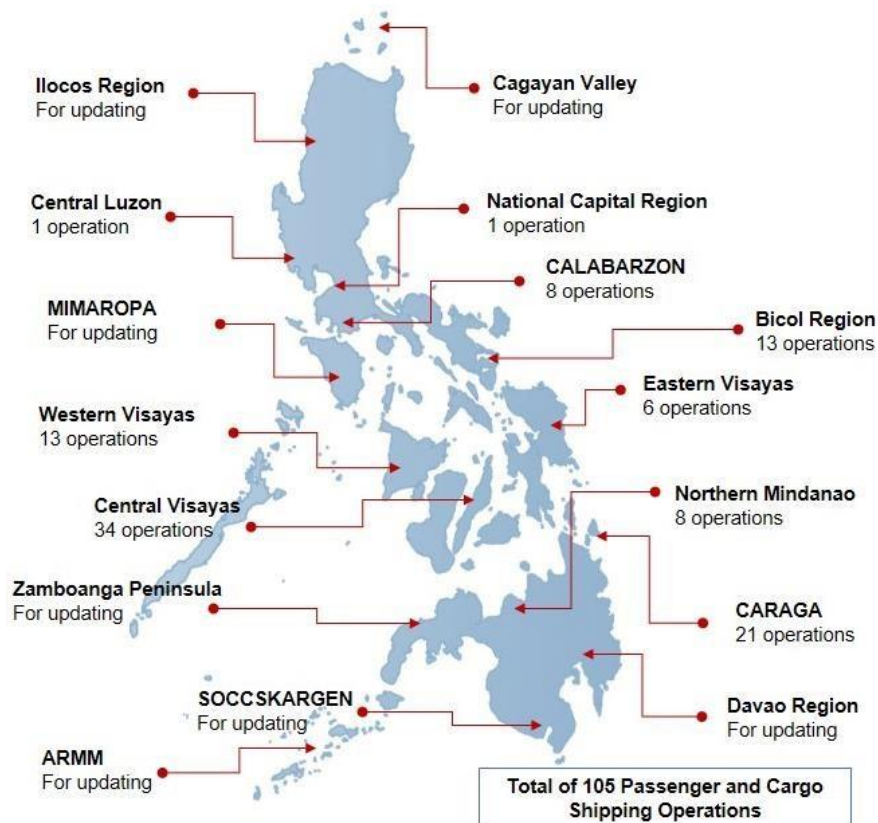
- Sixty-six percent (66%) of passenger and cargo shipping operations were completed in accordance with the ships' CPC.
- Twenty-four percent (24%) of the shipping operations were affected due to the measures implemented in view Code Red Sublevel 2 for the COVID-19.
- Operations of passenger ships were more affected compared to cargo ships. 93% of the cargo shipping operations were completed under normal conditions compared to passenger ships at 61%.
- **With cargo shipping still operational, transport of goods amid MGCQ, and GCQ is assured.**

PASSENGER AND CARGO SHIPPING IN NUMBERS

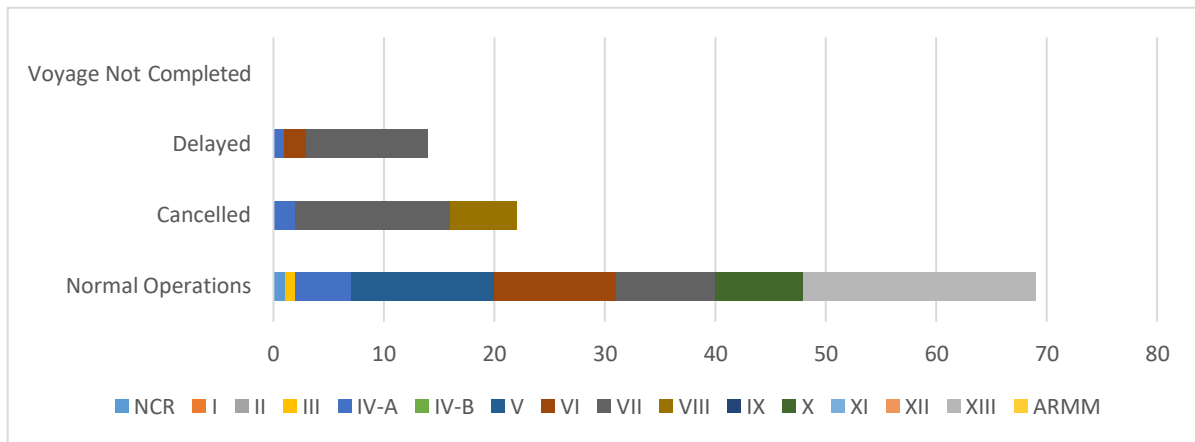
August 20, 2020

- 105** Shipping Operations Recorded
- 90** Passenger Ships Operated
- 15** Cargo Ships Operated
- 69** Ships Operated Normally
- 22** Operations Cancelled
- 14** Operations Delayed
- 0** Operation Uncompleted

PASSENGER AND CARGO SHIPPING OPERATIONS IN THE PHILIPPINES IN AREAS UNDER MGCQ and GCQ



I. STATUS OF SHIPPING OPERATIONS NATIONWIDE



On August 20, 2020, there were 105 passenger and cargo shipping operations conducted wherein 69 or 66% were completed in accordance with their Certificate of Public Convenience (CPC).

Out of the 69 operations completed under normal conditions, the reported movements were mostly in the Caraga Region at 30% and Bicol Region at 19%.

Meanwhile, 21% of the passenger and cargo shipping operations were cancelled, all due to the community quarantine measures imposed by the different local government units governing the ships' ports of destination. Mostly affected were operations in the Central Visayas and Eastern Visayas Regions.

Fourteen (14) passenger ships or 16% encountered delays due to the additional measures adopted in view of COVID-19 such as temperature screening and inspections.

Lastly, no passenger and cargo shipping operation was not completed at the time of reporting.

II. STATUS OF SHIPPING OPERATIONS BY CLASSIFICATION

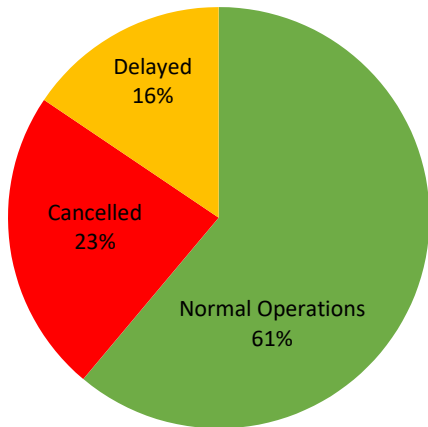
Region	Normal Operations		Cancelled		Delayed		Not Completed	
	Passenger	Cargo	Passenger	Cargo	Passenger	Cargo	Passenger	Cargo
NCR	1	0	0	0	0	0	0	0
I	0	0	0	0	0	0	0	0
II	0	0	0	0	0	0	0	0
III	0	1	0	0	0	0	0	0
IV-A	4	1	2	0	1	0	0	0
IV-B	0	0	0	0	0	0	0	0
V	13	0	0	0	0	0	0	0
VI	9	2	0	0	2	0	0	0
VII	0	9	13	1	11	0	0	0
VIII	0	0	6	0	0	0	0	0
IX	0	0	0	0	0	0	0	0
X	7	1	0	0	0	0	0	0
XI	0	0	0	0	0	0	0	0
XII	0	0	0	0	0	0	0	0
XIII	21	0	0	0	0	0	0	0
ARMM	0	0	0	0	0	0	0	0
Total	55	14	21	1	14	0	0	0

Amid the measures in place due to MGCQ, and GCQ, 14 out of 15 (93%) cargo ships still operated normally – are 3 container ships, 1 general cargo ship, 1 LCT ship, 1 oil tanker and 8 Roro cargo ships.

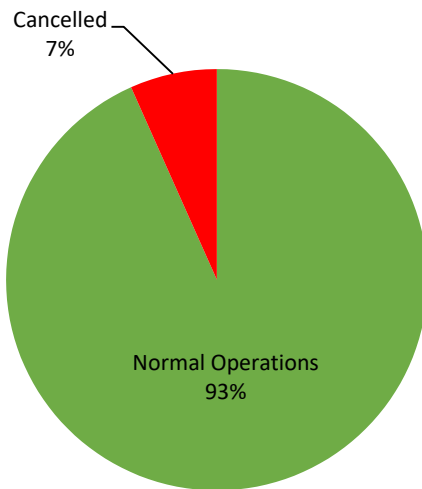
Fifty-five (55) passenger ships completed their voyage – 45 conventional passenger ships and 10 RoPax ships completed their operations but mostly only carried cargoes during their voyage.

Meanwhile out of the 90 passenger ships, 39% were affected by the measures adopted in view of COVID-19. These measures caused either the cancellation, delay, or uncompleted operations of 35 passenger ships.

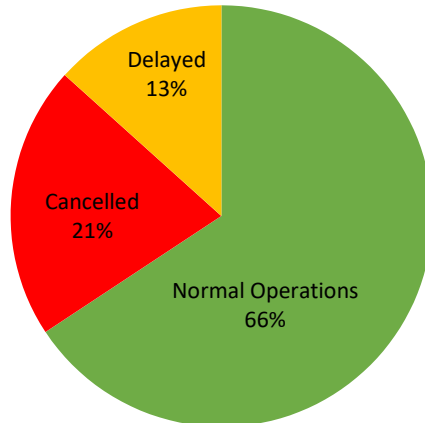
PASSENGER Ship Operations



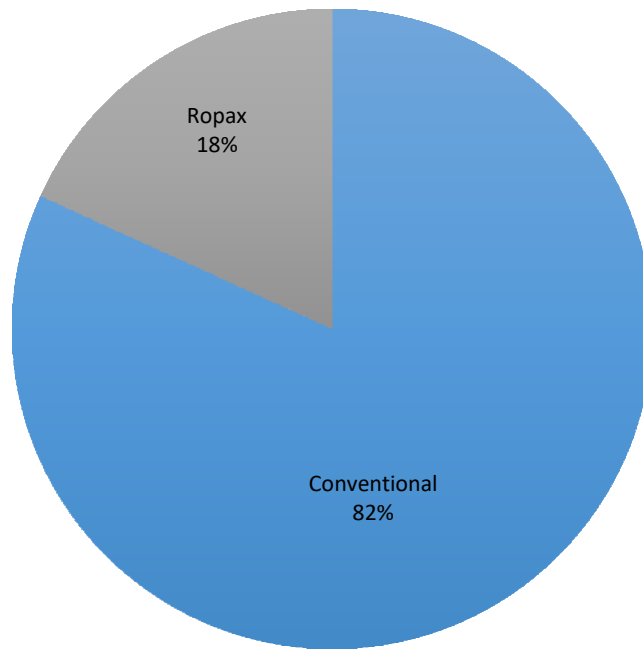
CARGO Ship Operations



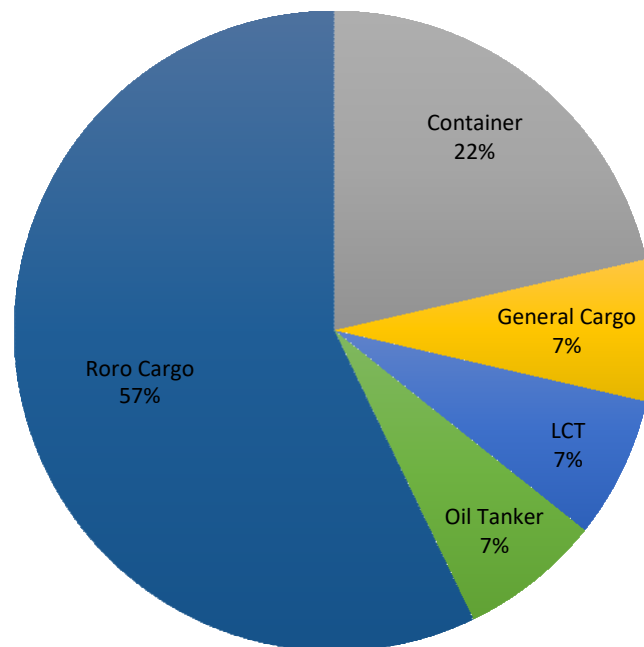
PASSENGER and CARGO Ship Operations



Passenger Ship Types under Normal Operations



Cargo Ship Types under Normal Operations



WEEKLY STATUS OF SHIPPING OPERATIONS

20 March to 13 August 2020

