



## MARITIME INDUSTRY AUTHORITY SITUATION REPORT - 138

Passenger and Cargo Shipping Operations on August 08, 2020

in areas under MECQ, MGCQ and GCQ

Data generated on August 08, 2020, 3:00 PM

### HIGHLIGHTS

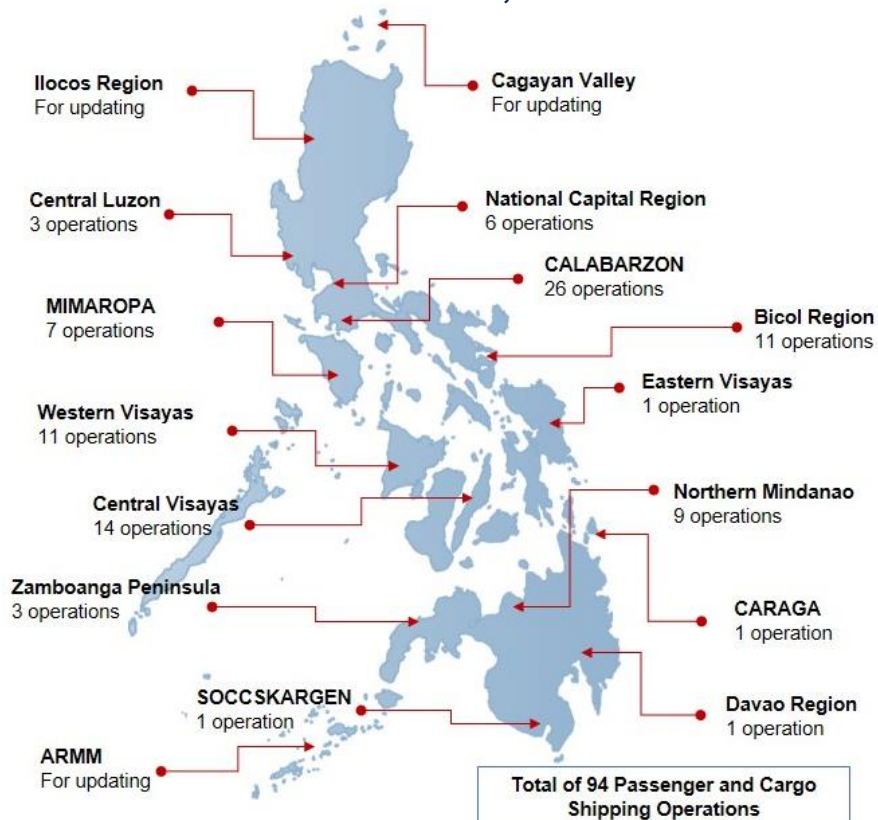
- Eighty percent (80%) of passenger and cargo shipping operations were completed in accordance with the ships' CPC.
- Twenty percent (20%) of the shipping operations were affected due to the measures implemented in view Code Red Sublevel 2 for the COVID-19.
- Operations of passenger ships were more affected compared to cargo ships. 90% of the cargo shipping operations were completed under normal conditions compared to passenger ships at 77%.
- **With cargo shipping still operational, transport of goods amid MECQ, MGCQ, and GCQ is assured.**

### PASSENGER AND CARGO SHIPPING IN NUMBERS

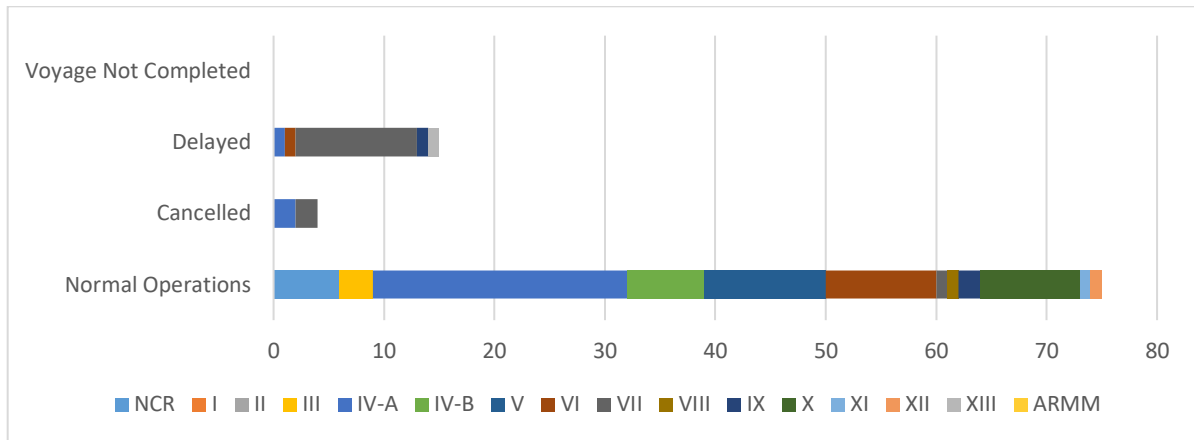
August 08, 2020

- 94** Shipping Operations Recorded
- 75** Passenger Ships Operated
- 19** Cargo Ships Operated
- 75** Ships Operated Normally
- 4** Operations Cancelled
- 15** Operations Delayed
- 0** Operation Uncompleted

### PASSENGER AND CARGO SHIPPING OPERATIONS IN THE PHILIPPINES IN AREAS UNDER MECQ, MGCQ and GCQ



## I. STATUS OF SHIPPING OPERATIONS NATIONWIDE



On August 08, 2020, there were 94 passenger and cargo shipping operations conducted wherein 75 or 80% were completed in accordance with their Certificate of Public Convenience (CPC).

Out of the 75 operations completed under normal conditions, the reported movements were mostly in the Calabarzon Region at 31% and Bicol Region at 15%.

Meanwhile, 4% of the passenger and cargo shipping operations were cancelled, all due to the community quarantine measures imposed by the different local government units governing the ships' ports of destination. Mostly affected were operations in the Calabarzon and Central Visayas Regions.

Fourteen (14) passenger ships or 19% encountered delays due to the additional measures adopted in view of COVID-19 such as temperature screening and inspections.

Lastly, no passenger and cargo shipping operation was not completed at the time of reporting.

## II. STATUS OF SHIPPING OPERATIONS BY CLASSIFICATION

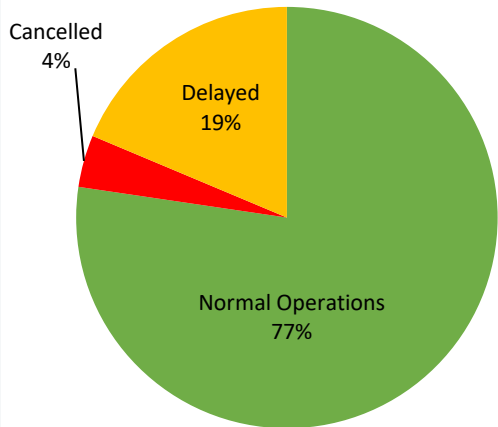
| Region       | Normal Operations |           | Cancelled |          | Delayed   |          | Not Completed |          |
|--------------|-------------------|-----------|-----------|----------|-----------|----------|---------------|----------|
|              | Passenger         | Cargo     | Passenger | Cargo    | Passenger | Cargo    | Passenger     | Cargo    |
| <b>NCR</b>   | 2                 | 4         | 0         | 0        | 0         | 0        | 0             | 0        |
| <b>I</b>     | 0                 | 0         | 0         | 0        | 0         | 0        | 0             | 0        |
| <b>II</b>    | 0                 | 0         | 0         | 0        | 0         | 0        | 0             | 0        |
| <b>III</b>   | 0                 | 3         | 0         | 0        | 0         | 0        | 0             | 0        |
| <b>IV-A</b>  | 21                | 2         | 2         | 0        | 1         | 0        | 0             | 0        |
| <b>IV-B</b>  | 6                 | 1         | 0         | 0        | 0         | 0        | 0             | 0        |
| <b>V</b>     | 11                | 0         | 0         | 0        | 0         | 0        | 0             | 0        |
| <b>VI</b>    | 10                | 0         | 0         | 0        | 1         | 0        | 0             | 0        |
| <b>VII</b>   | 0                 | 1         | 1         | 1        | 11        | 0        | 0             | 0        |
| <b>VIII</b>  | 0                 | 1         | 0         | 0        | 0         | 0        | 0             | 0        |
| <b>IX</b>    | 0                 | 2         | 0         | 0        | 0         | 1        | 0             | 0        |
| <b>X</b>     | 8                 | 1         | 0         | 0        | 0         | 0        | 0             | 0        |
| <b>XI</b>    | 0                 | 1         | 0         | 0        | 0         | 0        | 0             | 0        |
| <b>XII</b>   | 0                 | 1         | 0         | 0        | 0         | 0        | 0             | 0        |
| <b>XIII</b>  | 0                 | 0         | 0         | 0        | 1         | 0        | 0             | 0        |
| <b>ARMM</b>  | 0                 | 0         | 0         | 0        | 0         | 0        | 0             | 0        |
| <b>Total</b> | <b>58</b>         | <b>17</b> | <b>3</b>  | <b>1</b> | <b>14</b> | <b>1</b> | <b>0</b>      | <b>0</b> |

Amid the measures in place due to MECQ, MGCQ, and GCQ, 17 out of 19 (90%) cargo ships still operated normally – are 2 container ships and 15 oil tankers.

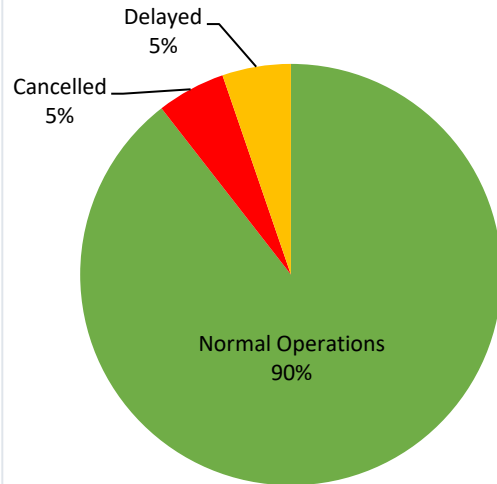
Fifty-eight (58) passenger ships completed their voyage – 48 conventional passenger ships and 10 RoPax ships completed their operations but mostly only carried cargoes during their voyage.

Meanwhile out of the 75 passenger ships, 23 were affected by the measures adopted in view of COVID-19. These measures caused either the cancellation, delay, or uncompleted operations of 17 passenger ships.

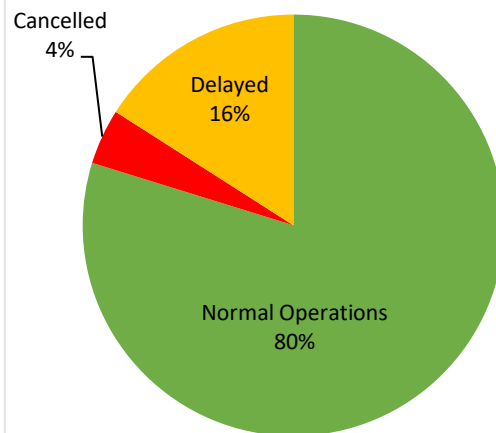
### PASSENGER Ship Operations



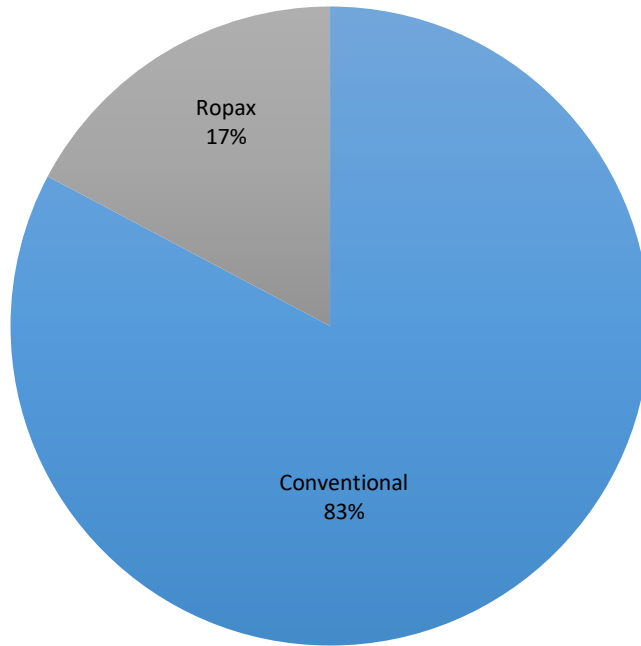
### CARGO Ship Operations



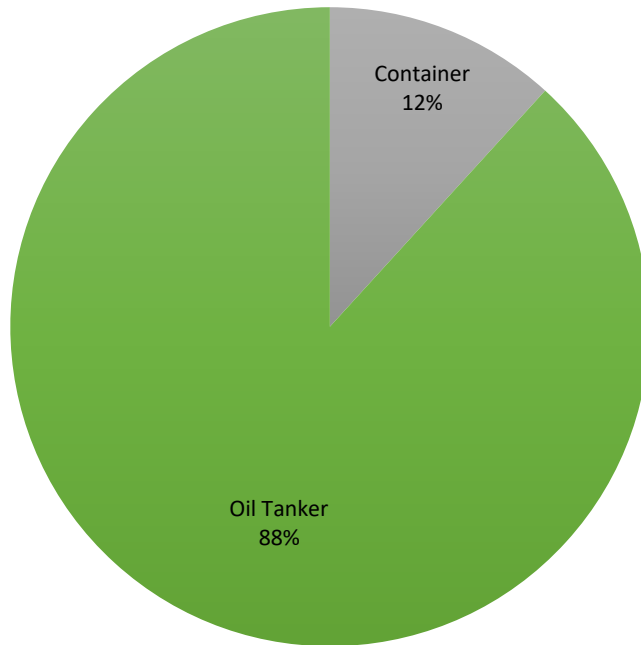
### PASSENGER and CARGO Ship Operations



### Passenger Ship Types under Normal Operations



### Cargo Ship Types under Normal Operations



# WEEKLY STATUS OF SHIPPING OPERATIONS

20 March to 06 August 2020

