



## MARITIME INDUSTRY AUTHORITY SITUATION REPORT - 139

Passenger and Cargo Shipping Operations on August 09, 2020  
in areas under MECQ, MGCQ and GCQ

Data generated on August 09, 2020, 3:00PM

### HIGHLIGHTS

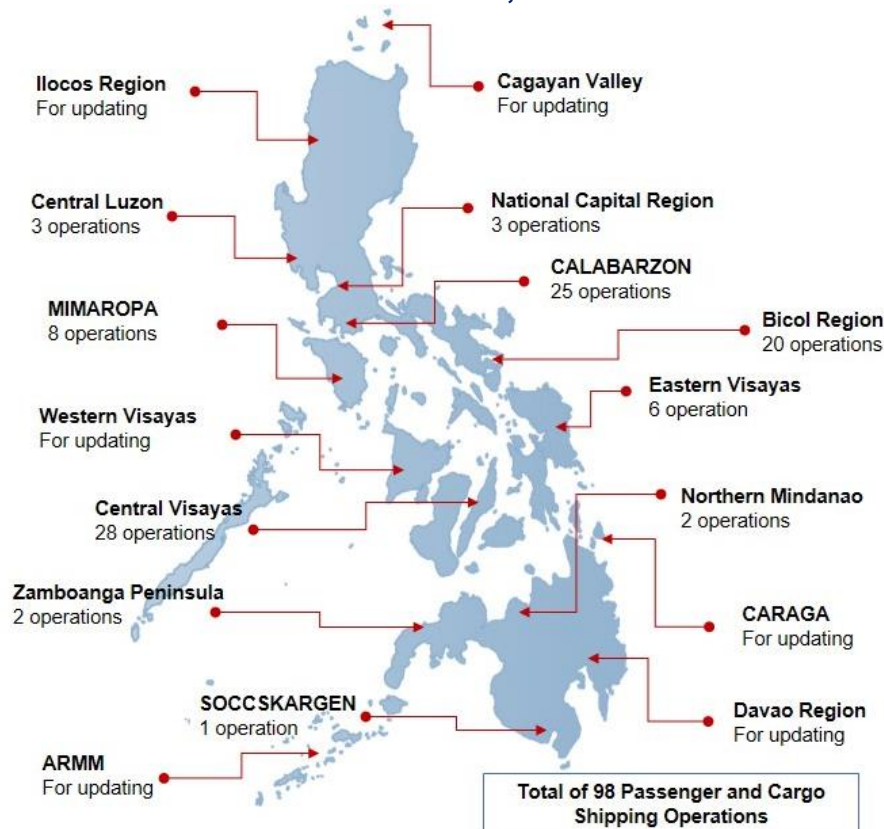
- Seventy-eight percent (78%) of passenger and cargo shipping operations were completed in accordance with the ships' CPC.
- Twenty-two percent (22%) of the shipping operations were affected due to the measures implemented in view Code Red Sublevel 2 for the COVID-19.
- Operations of passenger ships were more affected compared to cargo ships. 96% of the cargo shipping operations were completed under normal conditions compared to passenger ships at 70%.
- With cargo shipping still operational, transport of goods amid MECQ, MGCQ, and GCQ is assured.**

### PASSENGER AND CARGO SHIPPING IN NUMBERS

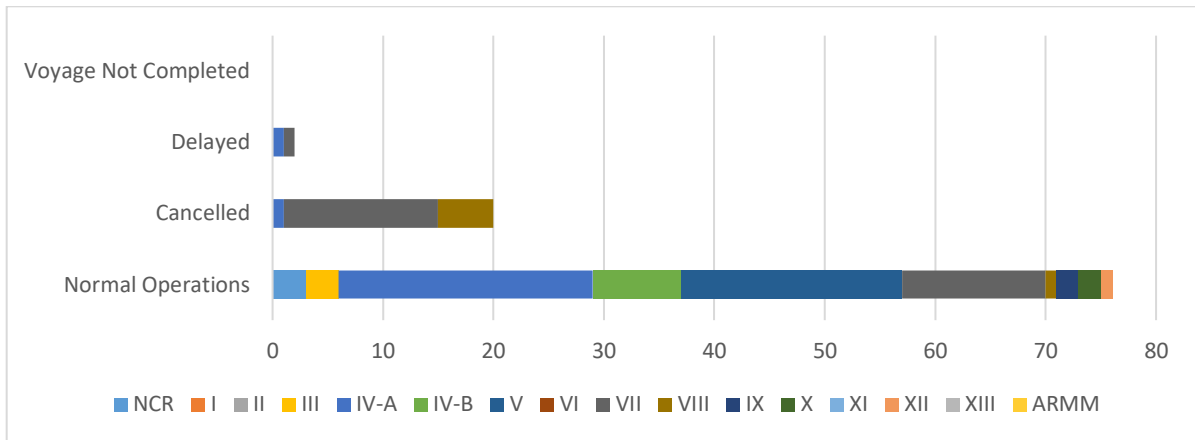
August 09, 2020

- 98** Shipping Operations Recorded
- 70** Passenger Ships Operated
- 28** Cargo Ships Operated
- 76** Ships Operated Normally
- 20** Operations Cancelled
- 2** Operations Delayed
- 0** Operation Uncompleted

### PASSENGER AND CARGO SHIPPING OPERATIONS IN THE PHILIPPINES IN AREAS UNDER MECQ, MGCQ and GCQ



## I. STATUS OF SHIPPING OPERATIONS NATIONWIDE



On August 09, 2020, there were 98 passenger and cargo shipping operations conducted wherein 76 or 78% were completed in accordance with their Certificate of Public Convenience (CPC).

Out of the 76 operations completed under normal conditions, the reported movements were mostly in the Calabarzon Region at 30% and Bicol Region at 26%.

Meanwhile, 20% of the passenger and cargo shipping operations were cancelled, all due to the community quarantine measures imposed by the different local government units governing the ships' ports of destination. Mostly affected were operations in the Central Visayas and Eastern Visayas Regions.

Two (2) passenger ships or 3% encountered delays due to the additional measures adopted in view of COVID-19 such as temperature screening and inspections.

Lastly, no passenger and cargo shipping operation was not completed at the time of reporting.

## II. STATUS OF SHIPPING OPERATIONS BY CLASSIFICATION

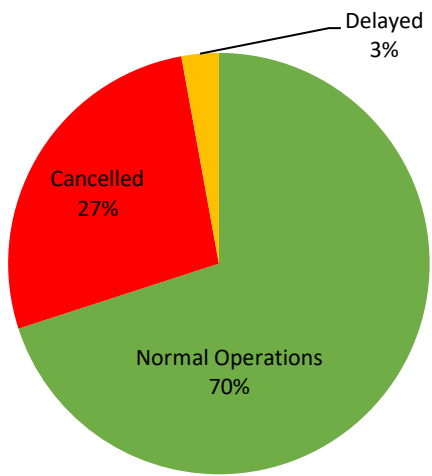
Region	Normal Operations		Cancelled		Delayed		Not Completed	
	Passenger	Cargo	Passenger	Cargo	Passenger	Cargo	Passenger	Cargo
<b>NCR</b>	0	3	0	0	0	0	0	0
<b>I</b>	0	0	0	0	0	0	0	0
<b>II</b>	0	0	0	0	0	0	0	0
<b>III</b>	0	3	0	0	0	0	0	0
<b>IV-A</b>	20	3	1	0	1	0	0	0
<b>IV-B</b>	6	2	0	0	0	0	0	0
<b>V</b>	18	2	0	0	0	0	0	0
<b>VI</b>	0	0	0	0	0	0	0	0
<b>VII</b>	4	9	13	1	1	0	0	0
<b>VIII</b>	0	1	5	0	0	0	0	0
<b>IX</b>	0	2	0	0	0	0	0	0
<b>X</b>	1	1	0	0	0	0	0	0
<b>XI</b>	0	0	0	0	0	0	0	0
<b>XII</b>	0	1	0	0	0	0	0	0
<b>XIII</b>	0	0	0	0	0	0	0	0
<b>ARMM</b>	0	0	0	0	0	0	0	0
<b>Total</b>	<b>49</b>	<b>27</b>	<b>19</b>	<b>1</b>	<b>2</b>	<b>0</b>	<b>0</b>	<b>0</b>

Amid the measures in place due to MECQ, MGCQ, and GCQ, 27 out of 28 (96%) cargo ships still operated normally – are 1 container ship, 1 general cargo ship, 2 LCT ships, 15 oil tankers and 8 Roro cargo ships.

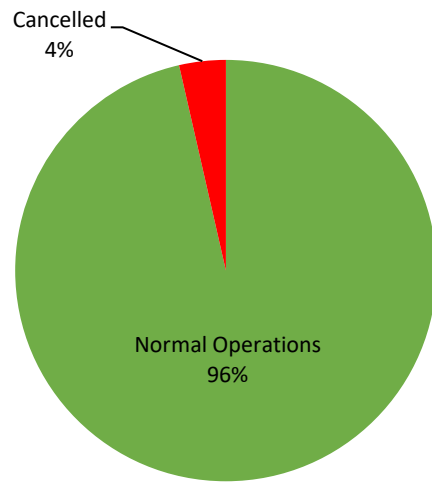
Forty-nine (49) passenger ships completed their voyage – 32 conventional passenger ships, 16 RoPax ships and 1 fast craft ferry completed their operations but mostly only carried cargoes during their voyage.

Meanwhile out of the 70 passenger ships, 30% were affected by the measures adopted in view of COVID-19. These measures caused either the cancellation, delay, or uncompleted operations of 21 passenger ships.

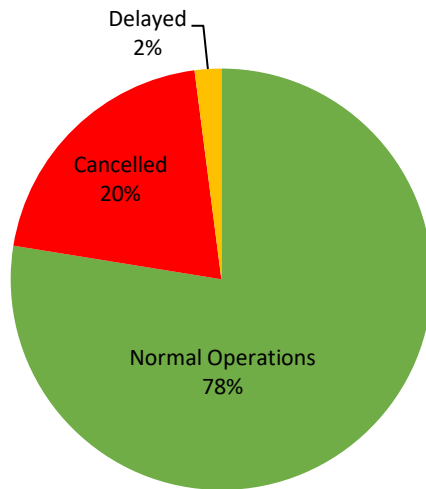
### PASSENGER Ship Operations



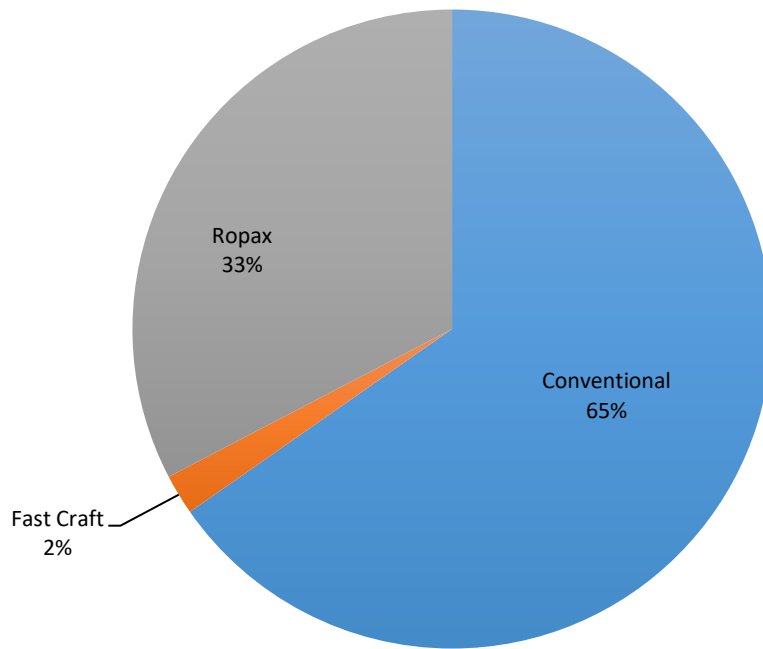
### CARGO Ship Operations



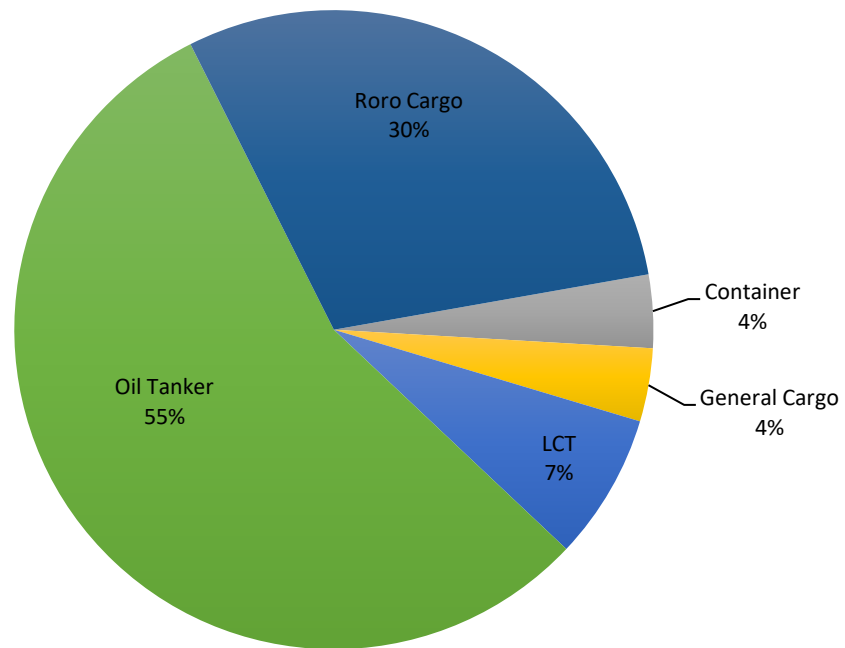
### PASSENGER and CARGO Ship Operations



### Passenger Ship Types under Normal Operations



### Cargo Ship Types under Normal Operations



# WEEKLY STATUS OF SHIPPING OPERATIONS

20 March to 06 August 2020

