



# MARITIME INDUSTRY AUTHORITY SITUATION REPORT - 141

Passenger and Cargo Shipping Operations on August 11, 2020

in areas under MECQ, MGCQ and GCQ

Data generated on August 11, 2020, 3:00 PM

## HIGHLIGHTS

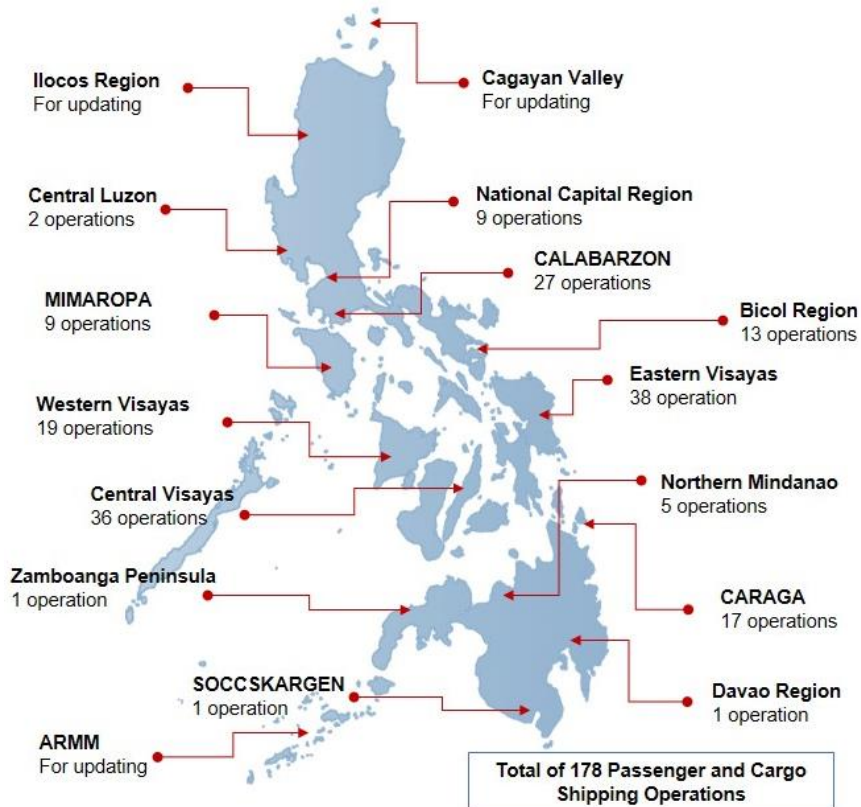
- Seventy-two percent (72%) of passenger and cargo shipping operations were completed in accordance with the ships' CPC.
- Twenty-eight percent (28%) of the shipping operations were affected due to the measures implemented in view Code Red Sublevel 2 for the COVID-19.
- Operations of passenger ships were more affected compared to cargo ships. 100% of the cargo shipping operations were completed under normal conditions compared to passenger ships at 68%.
- With cargo shipping still operational, transport of goods amid MECQ, MGCQ, and GCQ is assured.**

## PASSENGER AND CARGO SHIPPING IN NUMBERS

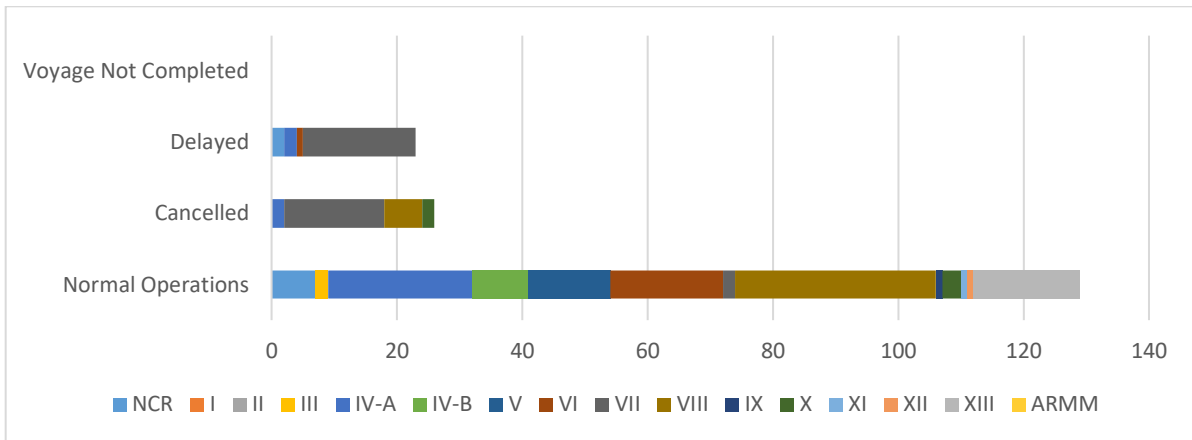
August 11, 2020

- 178** Shipping Operations Recorded
- 152** Passenger Ships Operated
- 26** Cargo Ships Operated
- 129** Ships Operated Normally
- 26** Operations Cancelled
- 23** Operations Delayed
- 0** Operation Uncompleted

## PASSENGER AND CARGO SHIPPING OPERATIONS IN THE PHILIPPINES IN AREAS UNDER MECQ, MGCQ and GCQ



## I. STATUS OF SHIPPING OPERATIONS NATIONWIDE



On August 11, 2020, there were 178 passenger and cargo shipping operations conducted wherein 129 or 72% were completed in accordance with their Certificate of Public Convenience (CPC).

Out of the 129 operations completed under normal conditions, the reported movements were mostly in the Eastern Visayas Region at 25% and Calabarzon Region at 18%.

Meanwhile, 15% of the passenger and cargo shipping operations were cancelled, all due to the community quarantine measures imposed by the different local government units governing the ships' ports of destination. Mostly affected were operations in the Central Visayas and Eastern Visayas Regions.

Twenty-three (23) passenger ships or 15% encountered delays due to the additional measures adopted in view of COVID-19 such as temperature screening and inspections.

Lastly, no passenger and cargo shipping operation was not completed at the time of reporting.

## II. STATUS OF SHIPPING OPERATIONS BY CLASSIFICATION

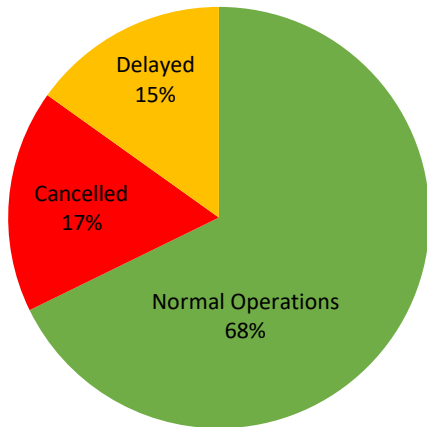
Region	Normal Operations		Cancelled		Delayed		Not Completed	
	Passenger	Cargo	Passenger	Cargo	Passenger	Cargo	Passenger	Cargo
<b>NCR</b>	1	6	0	0	2	0	0	0
<b>I</b>	0	0	0	0	0	0	0	0
<b>II</b>	0	0	0	0	0	0	0	0
<b>III</b>	0	2	0	0	0	0	0	0
<b>IV-A</b>	19	4	2	0	2	0	0	0
<b>IV-B</b>	7	2	0	0	0	0	0	0
<b>V</b>	12	1	0	0	0	0	0	0
<b>VI</b>	13	5	0	0	1	0	0	0
<b>VII</b>	1	1	16	0	18	0	0	0
<b>VIII</b>	31	1	6	0	0	0	0	0
<b>IX</b>	0	1	0	0	0	0	0	0
<b>X</b>	2	1	2	0	0	0	0	0
<b>XI</b>	0	1	0	0	0	0	0	0
<b>XII</b>	0	1	0	0	0	0	0	0
<b>XIII</b>	17	0	0	0	0	0	0	0
<b>ARMM</b>	0	0	0	0	0	0	0	0
<b>Total</b>	<b>103</b>	<b>26</b>	<b>26</b>	<b>0</b>	<b>23</b>	<b>0</b>	<b>0</b>	<b>0</b>

Amid the measures in place due to MECQ, MGCQ, and GCQ, 26 out of 26 (100%) cargo ships still operated normally – are 3 container ships, 7 LCT ships and 16 oil tankers.

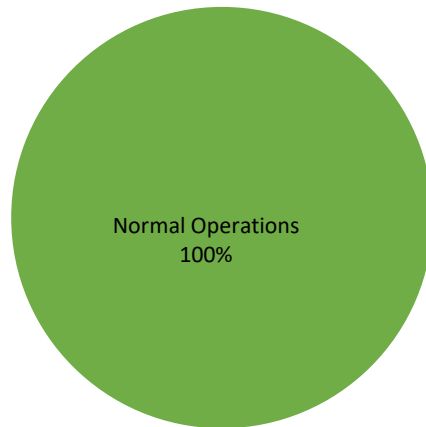
One hundred and three (103) passenger ships completed their voyage – 92 conventional passenger ships and 11 RoPax ships completed their operations but mostly only carried cargoes during their voyage.

Meanwhile out of the 152 passenger ships, 32% were affected by the measures adopted in view of COVID-19. These measures caused either the cancellation, delay, or uncompleted operations of 49 passenger ships.

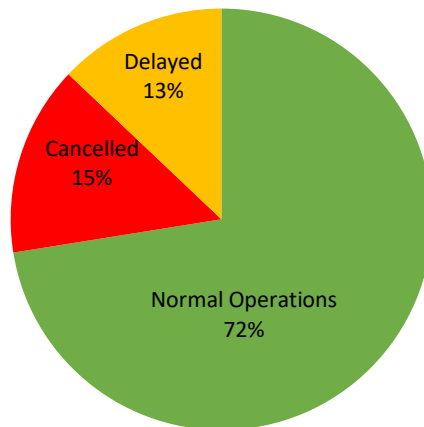
### PASSENGER Ship Operations



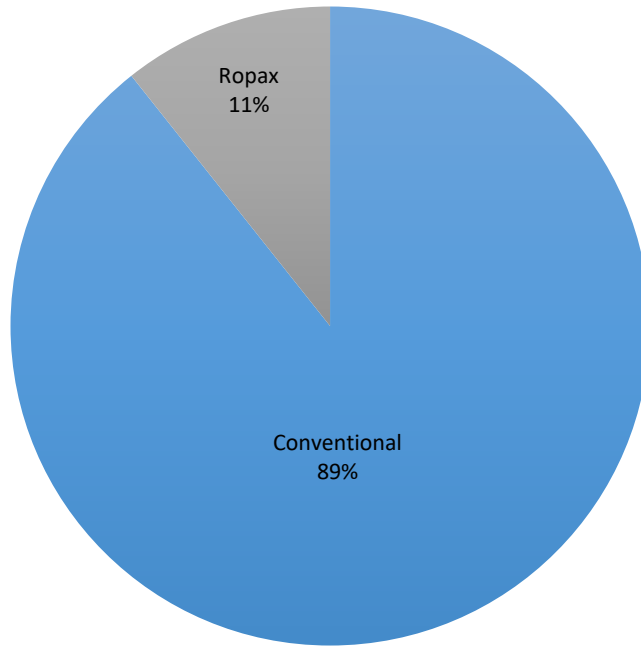
### CARGO Ship Operations



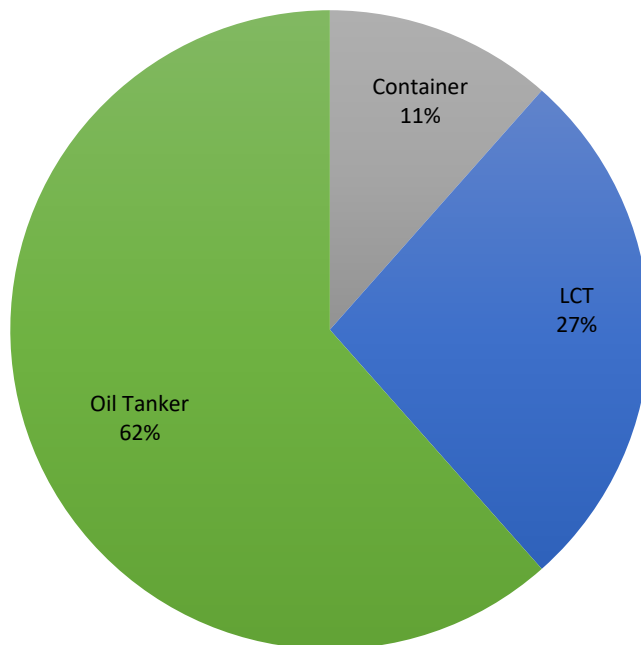
### PASSENGER and CARGO Ship Operations



### Passenger Ship Types under Normal Operations



### Cargo Ship Types under Normal Operations



# WEEKLY STATUS OF SHIPPING OPERATIONS

20 March to 06 August 2020

