



## MARITIME INDUSTRY AUTHORITY SITUATION REPORT - 144

Passenger and Cargo Shipping Operations on August 14, 2020  
in areas under MECQ, MGCQ and GCQ

Data generated on August 14, 2020, 3:00 PM

### HIGHLIGHTS

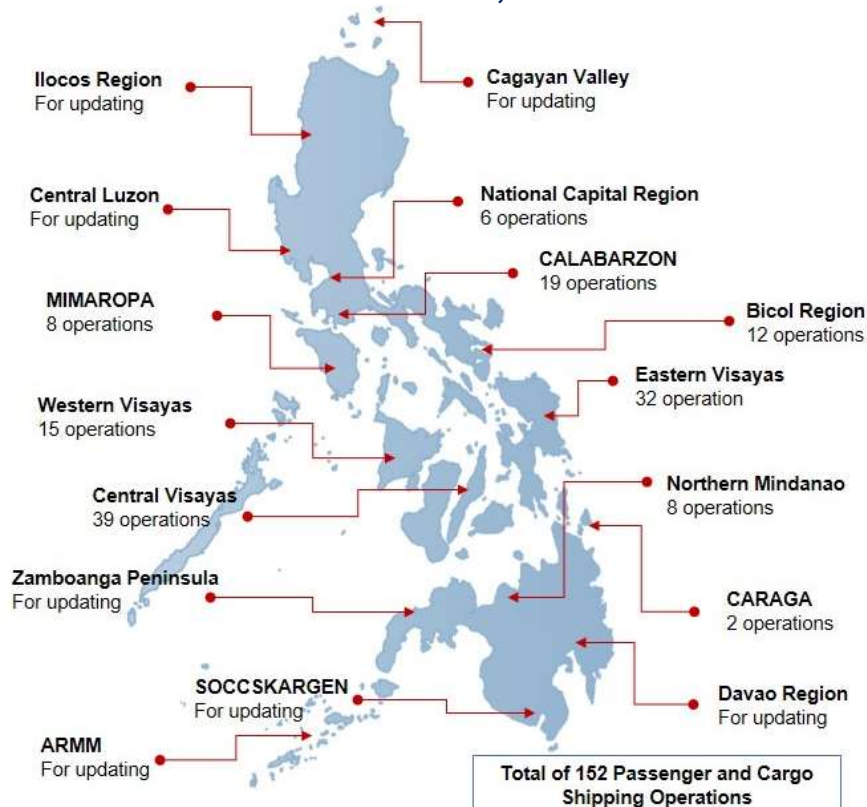
- Seventy-one percent (71%) of passenger and cargo shipping operations were completed in accordance with the ships' CPC.
- Twenty-nine percent (29%) of the shipping operations were affected due to the measures implemented in view Code Red Sublevel 2 for the COVID-19.
- Operations of passenger ships were more affected compared to cargo ships. 83% of the cargo shipping operations were completed under normal conditions compared to passenger ships at 71%.
- **With cargo shipping still operational, transport of goods amid MECQ, MGCQ, and GCQ is assured.**

### PASSENGER AND CARGO SHIPPING IN NUMBERS

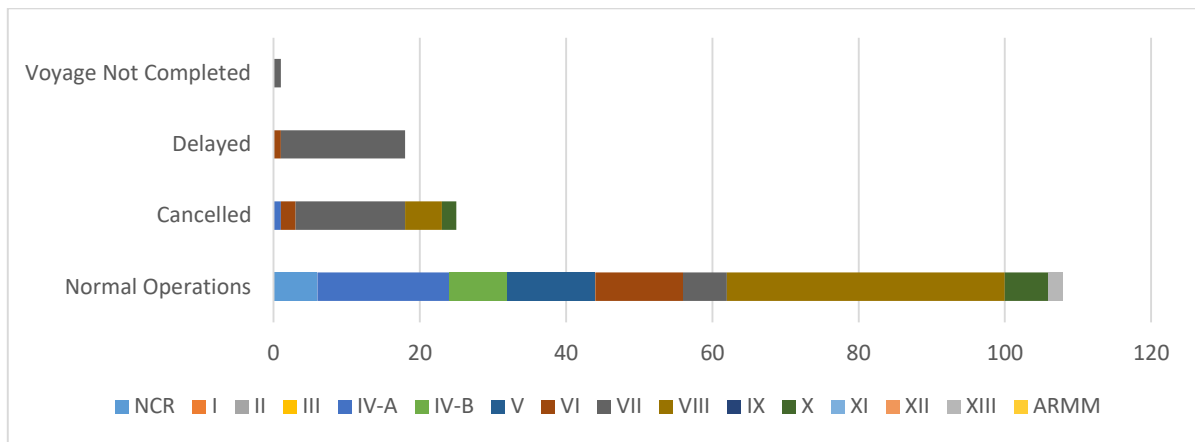
August 14, 2020

- 152** Shipping Operations Recorded
- 146** Passenger Ships Operated
- 6** Cargo Ships Operated
- 108** Ships Operated Normally
- 25** Operations Cancelled
- 18** Operations Delayed
- 1** Operation Uncompleted

### PASSENGER AND CARGO SHIPPING OPERATIONS IN THE PHILIPPINES IN AREAS UNDER MECQ, MGCQ and GCQ



## I. STATUS OF SHIPPING OPERATIONS NATIONWIDE



On August 14, 2020, there were 152 passenger and cargo shipping operations conducted wherein 108 or 71% were completed in accordance with their Certificate of Public Convenience (CPC).

Out of the 108 operations completed under normal conditions, the reported movements were mostly in the Eastern Visayas Region at 35% and Calabarzon Region at 17%.

Meanwhile, 16% of the passenger and cargo shipping operations were cancelled, all due to the community quarantine measures imposed by the different local government units governing the ships' ports of destination. Mostly affected were operations in the Central Visayas and Eastern Visayas Regions.

Eighteen (18) passenger ships or 12% encountered delays due to the additional measures adopted in view of COVID-19 such as temperature screening and inspections.

Lastly, only one (1) passenger and no cargo shipping operation was not completed at the time of reporting, as the respective ship was still underway.

## II. STATUS OF SHIPPING OPERATIONS BY CLASSIFICATION

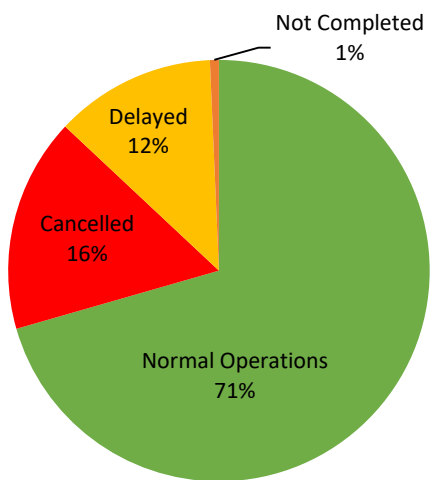
Region	Normal Operations		Cancelled		Delayed		Not Completed	
	Passenger	Cargo	Passenger	Cargo	Passenger	Cargo	Passenger	Cargo
<b>NCR</b>	3	3	0	0	0	0	0	0
<b>I</b>	0	0	0	0	0	0	0	0
<b>II</b>	0	0	0	0	0	0	0	0
<b>III</b>	0	0	0	0	0	0	0	0
<b>IV-A</b>	18	0	1	0	0	0	0	0
<b>IV-B</b>	8	0	0	0	0	0	0	0
<b>V</b>	12	0	0	0	0	0	0	0
<b>VI</b>	12	0	2	0	1	0	0	0
<b>VII</b>	4	2	14	1	17	0	1	0
<b>VIII</b>	38	0	5	0	0	0	0	0
<b>IX</b>	0	0	0	0	0	0	0	0
<b>X</b>	6	0	2	0	0	0	0	0
<b>XI</b>	0	0	0	0	0	0	0	0
<b>XII</b>	0	0	0	0	0	0	0	0
<b>XIII</b>	2	0	0	0	0	0	0	0
<b>ARMM</b>	0	0	0	0	0	0	0	0
<b>Total</b>	<b>103</b>	<b>5</b>	<b>24</b>	<b>1</b>	<b>18</b>	<b>0</b>	<b>1</b>	<b>0</b>

Amid the measures in place due to MECQ, MGCQ, and GCQ, 5 out of 6 (83%) cargo ships still operated normally – are 2 container ships, 1 oil tanker and 2 Roro cargo ships.

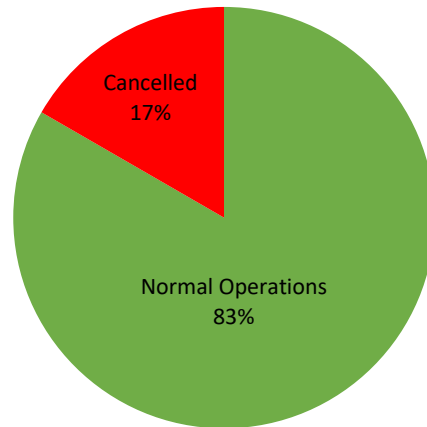
One hundred and three (103) passenger ships completed their voyage – 88 conventional passenger ships and 15 RoPax ships completed their operations but mostly only carried cargoes during their voyage.

Meanwhile out of the 146 passenger ships, 29% were affected by the measures adopted in view of COVID-19. These measures caused either the cancellation, delay, or uncompleted operations of 43 passenger ships.

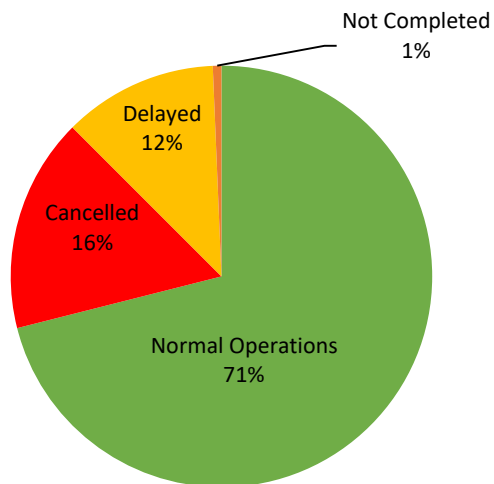
### PASSENGER Ship Operations



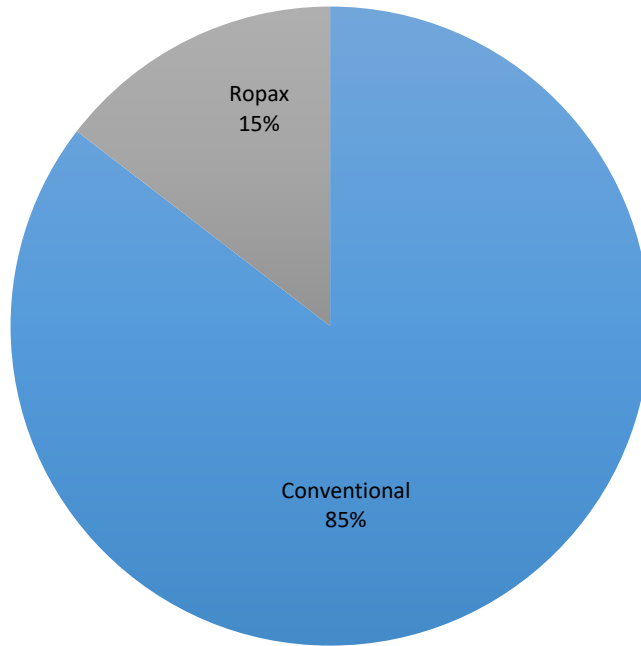
### CARGO Ship Operations



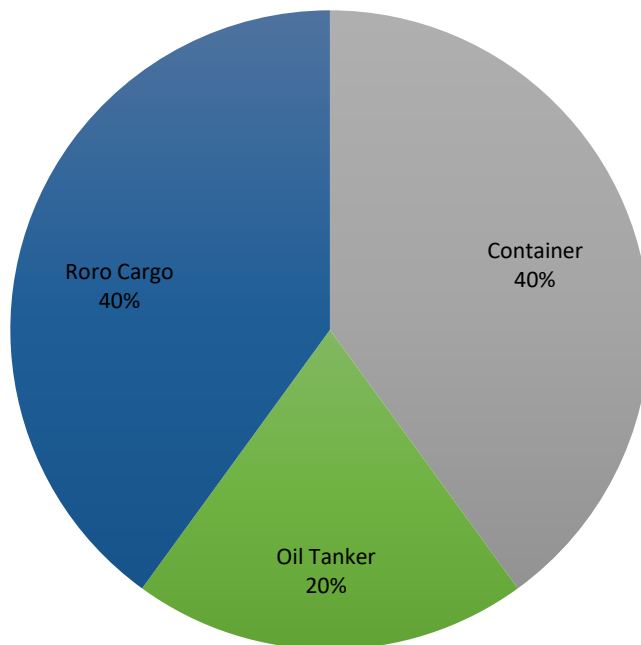
### PASSENGER and CARGO Ship Operations



### Passenger Ship Types under Normal Operations



### Cargo Ship Types under Normal Operations



# WEEKLY STATUS OF SHIPPING OPERATIONS

20 March to 13 August 2020

