



MARITIME INDUSTRY AUTHORITY SITUATION REPORT - 145

Passenger and Cargo Shipping Operations on August 15, 2020
in areas under MECQ, MGCQ and GCQ

Data generated on August 15, 2020, 3:00 PM

HIGHLIGHTS

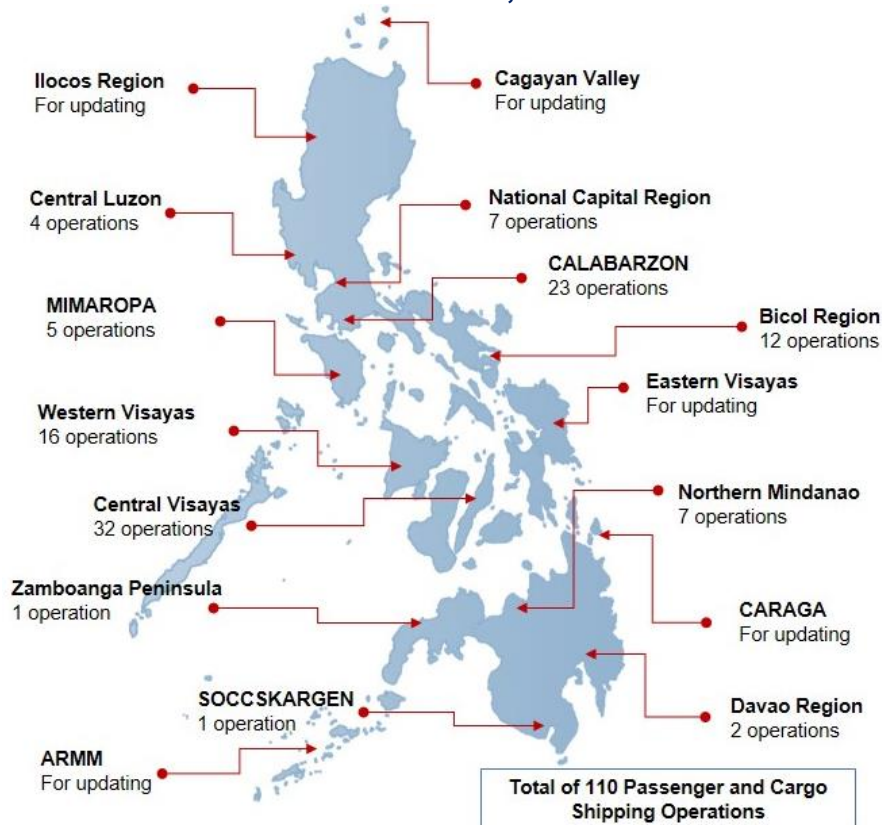
- Eighty-two percent (82%) of passenger and cargo shipping operations were completed in accordance with the ships' CPC.
- Eighteen percent (18%) of the shipping operations were affected due to the measures implemented in view Code Red Sublevel 2 for the COVID-19.
- Operations of passenger ships were more affected compared to cargo ships. 100% of the cargo shipping operations were completed under normal conditions compared to passenger ships at 69%.
- **With cargo shipping still operational, transport of goods amid MECQ, MGCQ, and GCQ is assured.**

PASSENGER AND CARGO SHIPPING IN NUMBERS

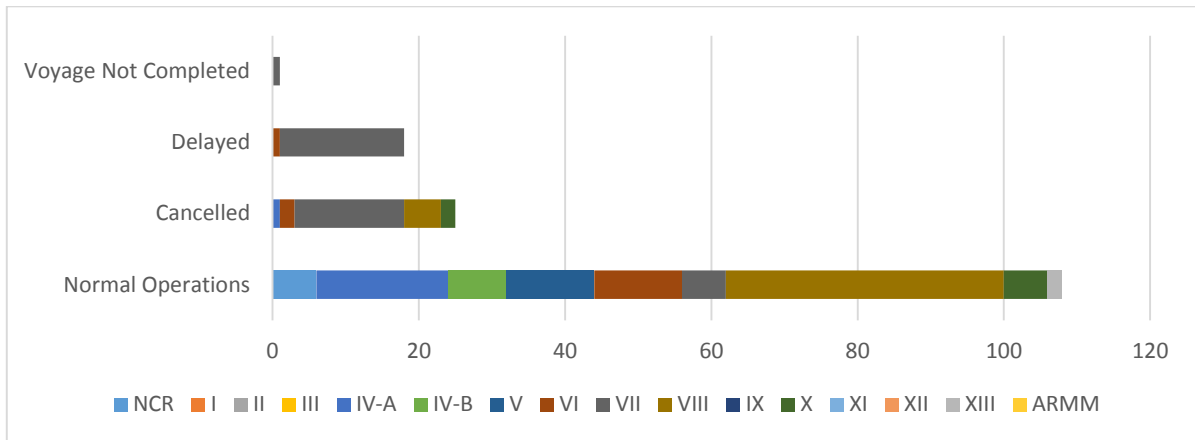
August 15, 2020

- 110** Shipping Operations Recorded
- 64** Passenger Ships Operated
- 46** Cargo Ships Operated
- 90** Ships Operated Normally
- 2** Operations Cancelled
- 18** Operations Delayed
- 0** Operation Uncompleted

PASSENGER AND CARGO SHIPPING OPERATIONS IN THE PHILIPPINES IN AREAS UNDER MECQ, MGCQ and GCQ



I. STATUS OF SHIPPING OPERATIONS NATIONWIDE



On August 15, 2020, there were 110 passenger and cargo shipping operations conducted wherein 90 or 82% were completed in accordance with their Certificate of Public Convenience (CPC).

Out of the 90 operations completed under normal conditions, the reported movements were mostly in the Calabarzon Region at 21% and Western Visayas and Central Visayas Regions at 18%.

Meanwhile, 2% of the passenger and cargo shipping operations were cancelled, all due to the community quarantine measures imposed by the different local government units governing the ships' ports of destination. All affected were operations in the Calabarzon Region.

Eighteen (18) passenger ships or 28% encountered delays due to the additional measures adopted in view of COVID-19 such as temperature screening and inspections.

Lastly, no passenger and cargo shipping operation was not completed at the time of reporting, as the respective ships were still underway.

II. STATUS OF SHIPPING OPERATIONS BY CLASSIFICATION

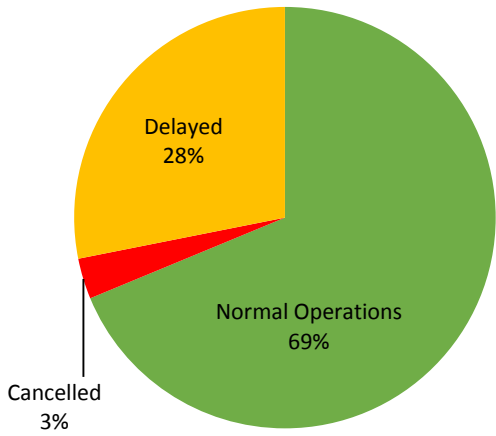
Region	Normal Operations		Cancelled		Delayed		Not Completed	
	Passenger	Cargo	Passenger	Cargo	Passenger	Cargo	Passenger	Cargo
NCR	2	5	0	0	0	0	0	0
I	0	0	0	0	0	0	0	0
II	0	0	0	0	0	0	0	0
III	0	4	0	0	0	0	0	0
IV-A	18	1	2	0	2	0	0	0
IV-B	4	1	0	0	0	0	0	0
V	12	0	0	0	0	0	0	0
VI	1	15	0	0	0	0	0	0
VII	1	15	0	0	16	0	0	0
VIII	0	0	0	0	0	0	0	0
IX	0	1	0	0	0	0	0	0
X	6	1	0	0	0	0	0	0
XI	0	2	0	0	0	0	0	0
XII	0	1	0	0	0	0	0	0
XIII	0	0	0	0	0	0	0	0
ARMM	0	0	0	0	0	0	0	0
Total	44	46	2	0	18	0	0	0

Amid the measures in place due to MECQ, MGCQ, and GCQ, 46 out of 46 (100%) cargo ships still operated normally – are 1 container ship, 30 LCT ships and 15 oil tankers.

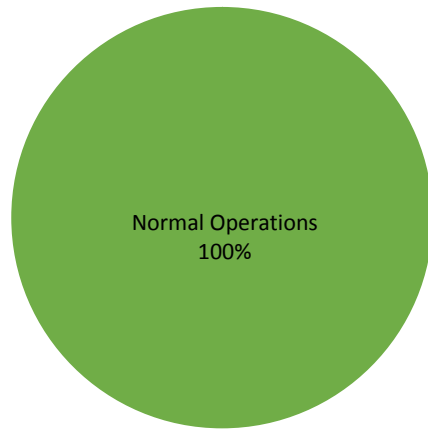
Forty-four (44) passenger ships completed their voyage – 39 conventional passenger ships and 5 RoPax ships completed their operations but mostly only carried cargoes during their voyage.

Meanwhile out of the 64 passenger ships, 31% were affected by the measures adopted in view of COVID-19. These measures caused either the cancellation, delay, or uncompleted operations of 20 passenger ships.

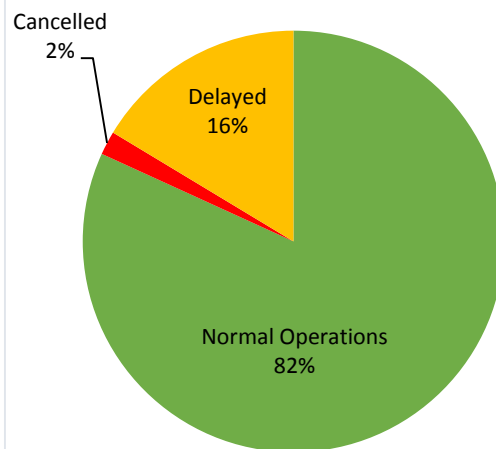
PASSENGER Ship Operations



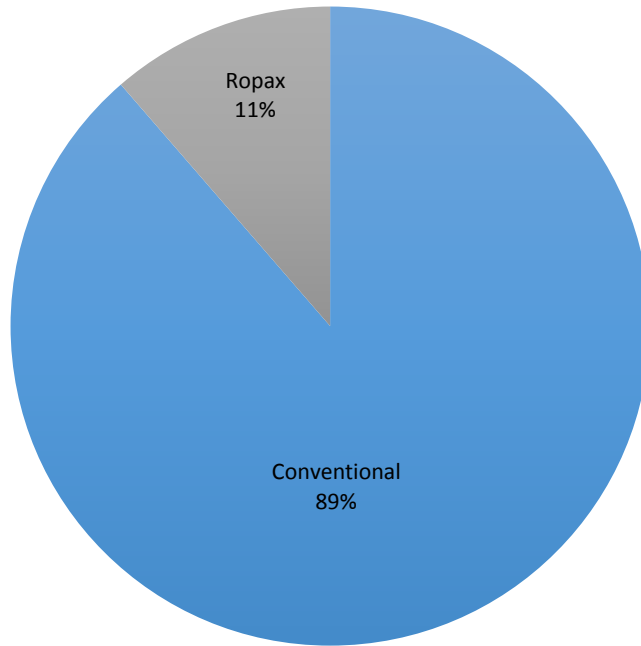
CARGO Ship Operations



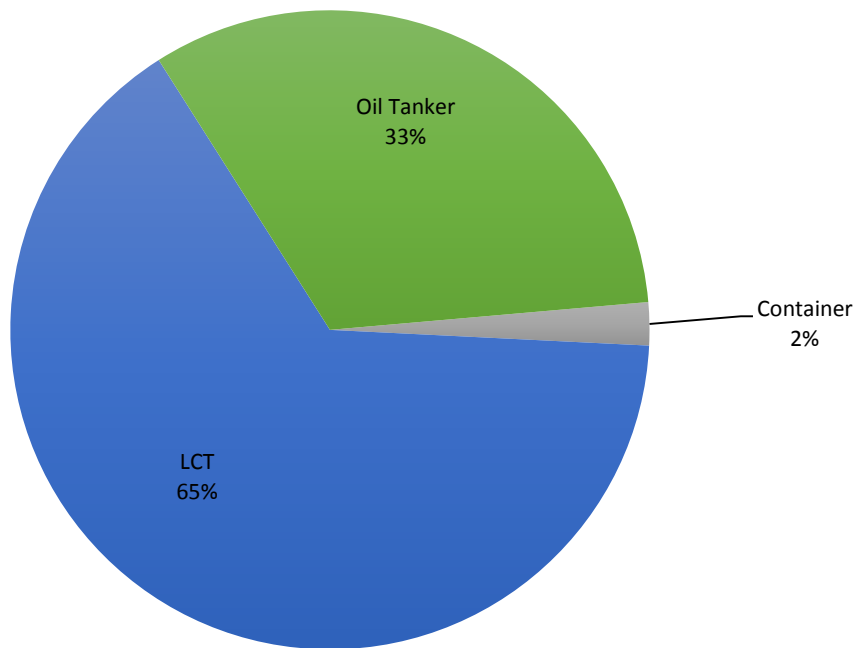
PASSENGER and CARGO Ship Operations



Passenger Ship Types under Normal Operations



Cargo Ship Types under Normal Operations



WEEKLY STATUS OF SHIPPING OPERATIONS

20 March to 13 August 2020

