



MARITIME INDUSTRY AUTHORITY SITUATION REPORT - 151

Passenger and Cargo Shipping Operations on August 21, 2020
in areas under MGCQ and GCQ

Data generated on August 21, 2020, 3:00 PM

HIGHLIGHTS

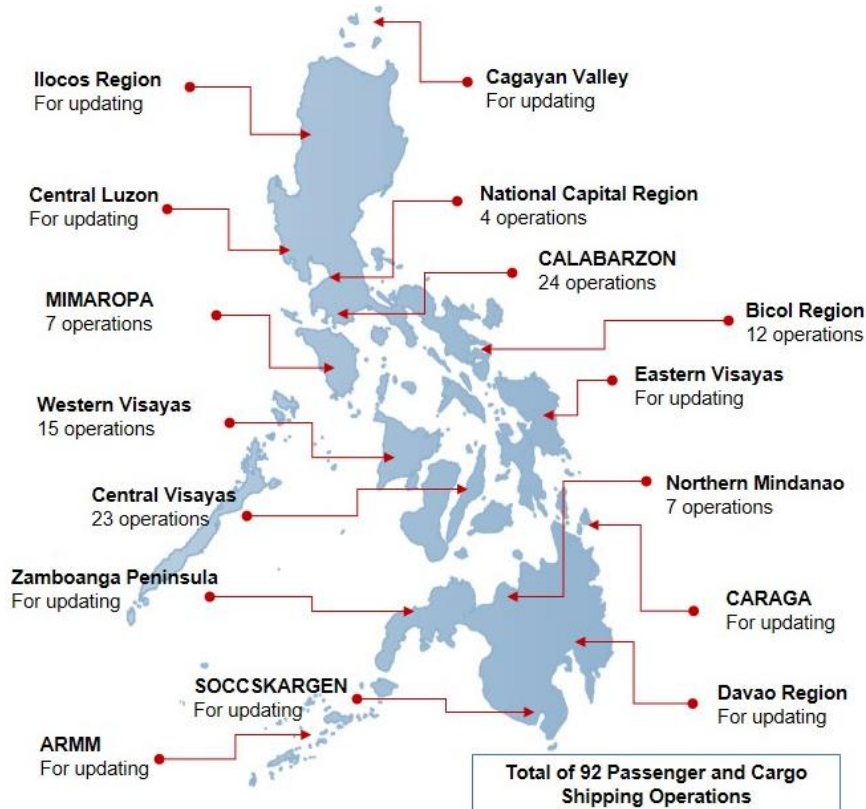
- Sixty-nine percent (69%) of passenger and cargo shipping operations were completed in accordance with the ships' CPC.
- Thirty-one percent (31%) of the shipping operations were affected due to the measures implemented in view Code Red Sublevel 2 for the COVID-19.
- Operations of passenger ships were more affected compared to cargo ships. 34% of the cargo shipping operations were completed under normal conditions compared to passenger ships at 70%.
- **With cargo shipping still operational, transport of goods amid MGCQ and GCQ is assured.**

PASSENGER AND CARGO SHIPPING IN NUMBERS

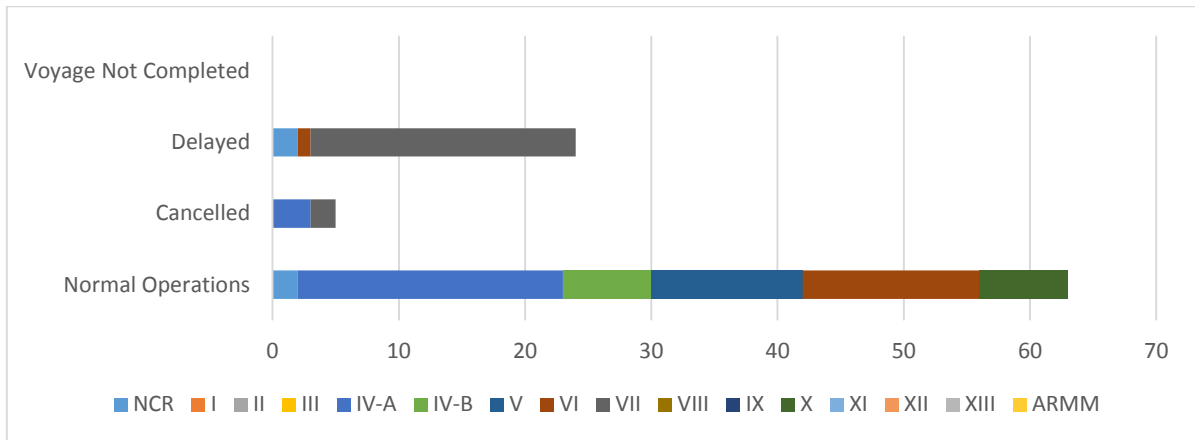
August 21, 2020

- 92** Shipping Operations Recorded
- 89** Passenger Ships Operated
- 3** Cargo Ships Operated
- 63** Ships Operated Normally
- 5** Operations Cancelled
- 24** Operations Delayed
- 0** Operation Uncompleted

PASSENGER AND CARGO SHIPPING OPERATIONS IN THE PHILIPPINES IN AREAS UNDER MGCQ and GCQ



I. STATUS OF SHIPPING OPERATIONS NATIONWIDE



On August 21, 2020, there were 92 passenger and cargo shipping operations conducted wherein 63 or 69% were completed in accordance with their Certificate of Public Convenience (CPC).

Out of the 63 operations completed under normal conditions, the reported movements were mostly in the Calabarzon Region at 33% and Western Visayas Region at 22%.

Meanwhile, 5% of the passenger and cargo shipping operations were cancelled, all due to the community quarantine measures imposed by the different local government units governing the ships' ports of destination. Mostly affected were operations in the Central Visayas and Eastern Visayas Regions.

Twenty-three (23) passenger ships or 26% encountered delays due to the additional measures adopted in view of COVID-19 such as temperature screening and inspections.

Lastly, no passenger and cargo shipping operation was not completed at the time of reporting.

II. STATUS OF SHIPPING OPERATIONS BY CLASSIFICATION

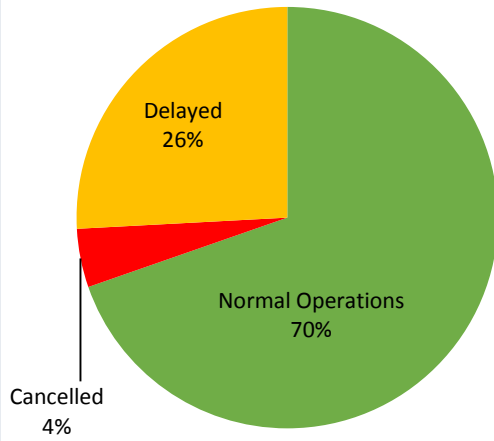
Region	Normal Operations		Cancelled		Delayed		Not Completed	
	Passenger	Cargo	Passenger	Cargo	Passenger	Cargo	Passenger	Cargo
NCR	2	0	0	0	1	1	0	0
I	0	0	0	0	0	0	0	0
II	0	0	0	0	0	0	0	0
III	0	0	0	0	0	0	0	0
IV-A	21	0	3	0	0	0	0	0
IV-B	7	0	0	0	0	0	0	0
V	12	0	0	0	0	0	0	0
VI	13	1	0	0	1	0	0	0
VII	0	0	1	1	21	0	0	0
VIII	0	0	0	0	0	0	0	0
IX	0	0	0	0	0	0	0	0
X	7	0	0	0	0	0	0	0
XI	0	0	0	0	0	0	0	0
XII	0	0	0	0	0	0	0	0
XIII	0	0	0	0	0	0	0	0
ARMM	0	0	0	0	0	0	0	0
Total	62	1	4	1	23	1	0	0

Amid the measures in place due to MGCQ and GCQ, 1 container ship out of 3 (33%) cargo ship still operated normally.

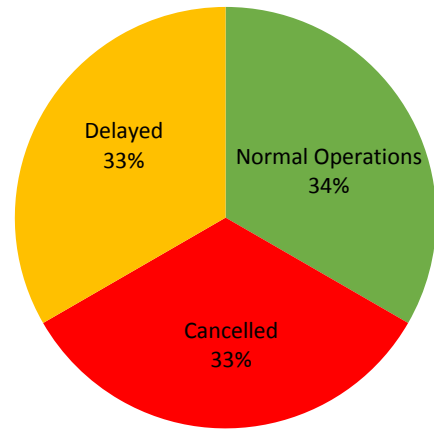
Sixty-two (62) passenger ships completed their voyage – 53 conventional passenger ships and 9 RoPax ships completed their operations but mostly only carried cargoes during their voyage.

Meanwhile out of the 89 passenger ships, 30% were affected by the measures adopted in view of COVID-19. These measures caused either the cancellation, delay, or uncompleted operations of 27 passenger ships.

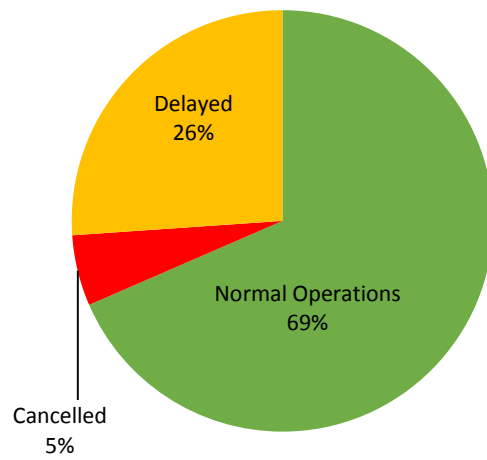
PASSENGER Ship Operations



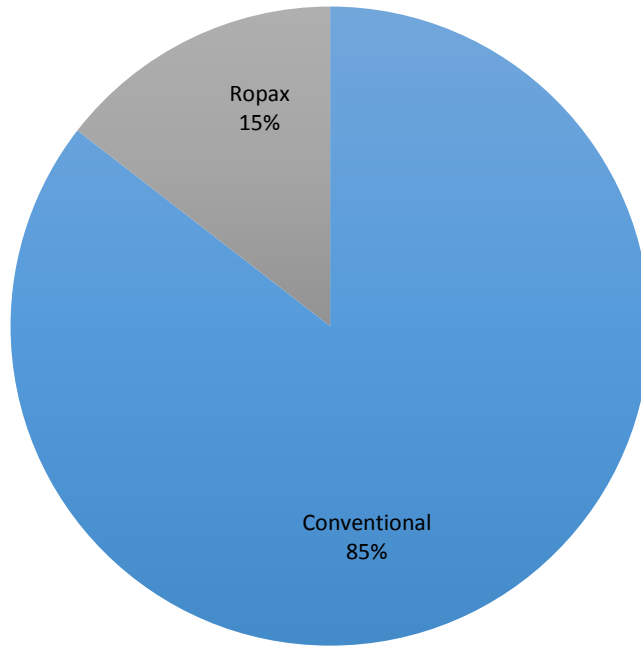
CARGO Ship Operations



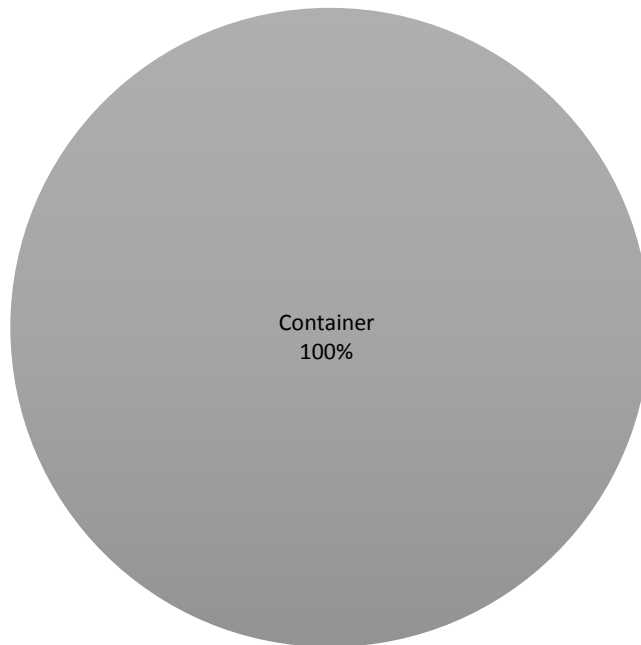
PASSENGER and CARGO Ship Operations



Passenger Ship Types under Normal Operations



Cargo Ship Types under Normal Operations



WEEKLY STATUS OF SHIPPING OPERATIONS

20 March to 20 August 2020

