



MARITIME INDUSTRY AUTHORITY SITUATION REPORT - 189

Passenger and Cargo Shipping Operations on September 28, 2020
in areas under MGCQ and GCQ

Data generated on September 28, 2020, 3:00 PM

HIGHLIGHTS

- Seventy Five percent (75%) of passenger and cargo shipping operations were completed in accordance with the ships' CPC.
- Twenty Five percent (25%) of the shipping operations were affected due to the measures implemented in view Code Red Sublevel 2 for the COVID-19.
- Operations of passenger ships were more affected compared to cargo ships. 89% of the cargo shipping operations were completed under normal conditions compared to passenger ships at 74%.
- With cargo shipping still operational, transport of goods amid MGCQ, and GCQ is assured.**

PASSENGER AND CARGO SHIPPING IN NUMBERS

September 28, 2020

179 Shipping Operations Recorded

161 Passenger Ships Operated

18 Cargo Ships Operated

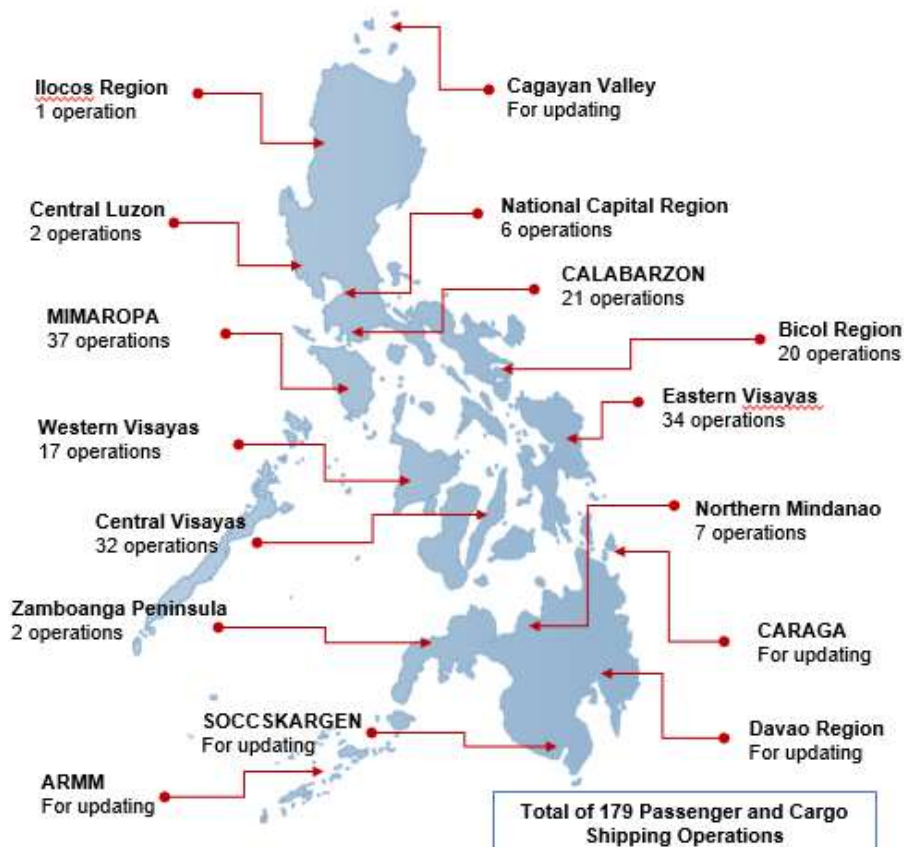
135 Ships Operated Normally

25 Operations Cancelled

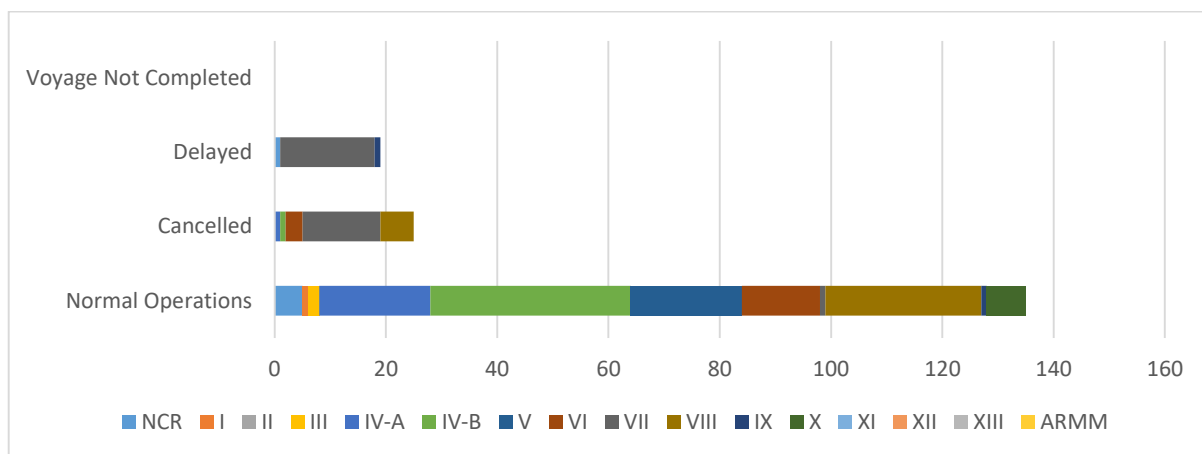
19 Operations Delayed

0 Operation Uncompleted

PASSENGER AND CARGO SHIPPING OPERATIONS IN THE PHILIPPINES IN AREAS UNDER MGCQ and GCQ



I. STATUS OF SHIPPING OPERATIONS NATIONWIDE



On September 28, 2020, there were 179 passenger and cargo shipping operations conducted wherein 135 or 75% were completed in accordance with their Certificate of Public Convenience (CPC).

Out of the 135 operations completed under normal conditions, the reported movements were mostly in the MIMAROPA Region at 27% and Eastern Visayas Region at 21%.

Meanwhile, 14% of the passenger and cargo shipping operations were cancelled, all due to the community quarantine measures imposed by the different local government units governing the ships' ports of destination. Mostly affected was operations in the Eastern Visayas Regions.

Eighteen (18) passenger ships or 11% encountered delays due to the additional measures adopted in view of COVID-19 such as temperature screening and inspections.

Lastly, no passenger and cargo shipping operation was not completed at the time of reporting, as the respective ships were still underway.

II. STATUS OF SHIPPING OPERATIONS BY CLASSIFICATION

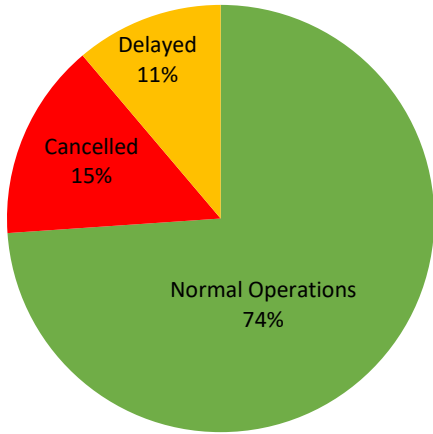
Region	Normal Operations		Cancelled		Delayed		Not Completed	
	Passenger	Cargo	Passenger	Cargo	Passenger	Cargo	Passenger	Cargo
NCR	0	5	0	0	0	1	0	0
I	0	1	0	0	0	0	0	0
II	0	0	0	0	0	0	0	0
III	0	2	0	0	0	0	0	0
IV-A	16	4	1	0	0	0	0	0
IV-B	35	1	1	0	0	0	0	0
V	20	0	0	0	0	0	0	0
VI	14	0	3	0	0	0	0	0
VII	0	1	13	1	17	0	0	0
VIII	28	0	6	0	0	0	0	0
IX	0	1	0	0	1	0	0	0
X	6	1	0	0	0	0	0	0
XI	0	0	0	0	0	0	0	0
XII	0	0	0	0	0	0	0	0
XIII	0	0	0	0	0	0	0	0
ARMM	0	0	0	0	0	0	0	0
Total	119	16	24	1	18	1	0	0

Amid the measures in place due to MGCQ, and GCQ, 16 out of 18 (89%) cargo ships still operated normally – are 1 container ships and 15 oil tankers.

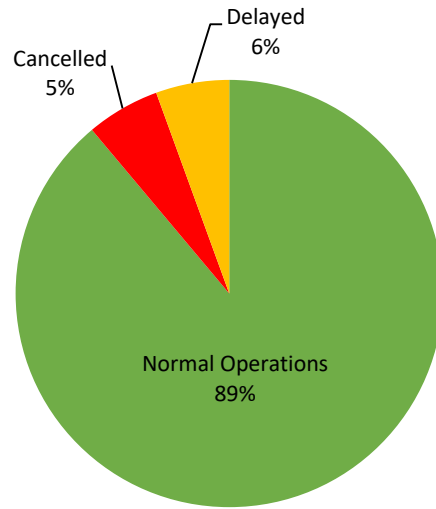
One hundred nineteen (119) passenger ships completed their voyage – 109 conventional passenger ships and 10 RoPax ships ferry completed their operations but mostly only carried cargoes during their voyage.

Meanwhile out of the 161 passenger ships, 26% were affected by the measures adopted in view of COVID-19. These measures caused either the cancellation, delay, or uncompleted operations of 42 passenger ships.

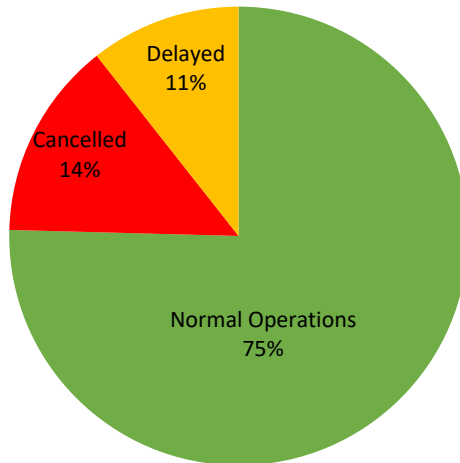
PASSENGER Ship Operations



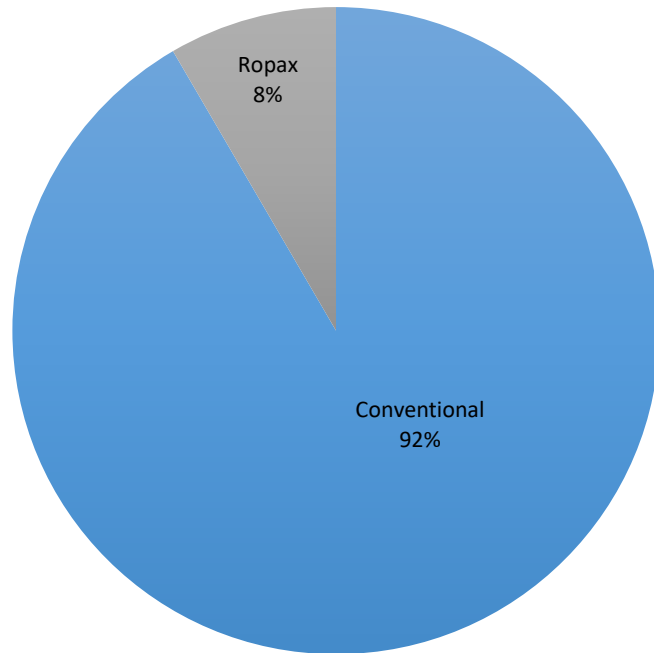
CARGO Ship Operations



PASSENGER and CARGO Ship Operations



Passenger Ship Types under Normal Operations



Cargo Ship Types under Normal Operations

