



## MARITIME INDUSTRY AUTHORITY SITUATION REPORT - 165

Passenger and Cargo Shipping Operations on September 04, 2020  
in areas under MGCQ and GCQ

Data generated on September 04, 2020, 3:00 PM

### HIGHLIGHTS

- Sixty-five percent (65%) of passenger and cargo shipping operations were completed in accordance with the ships' CPC.
- Thirty-five percent (35%) of the shipping operations were affected due to the measures implemented in view Code Red Sublevel 2 for the COVID-19.
- Operations of passenger ships were more affected compared to cargo ships. 75% of the cargo shipping operations were completed under normal conditions compared to passenger ships at 64%.
- **With cargo shipping still operational, transport of goods amid MGCQ, and GCQ is assured.**

### PASSENGER AND CARGO SHIPPING IN NUMBERS

September 04, 2020

**116** Shipping Operations Recorded

**108** Passenger Ships Operated

**8** Cargo Ships Operated

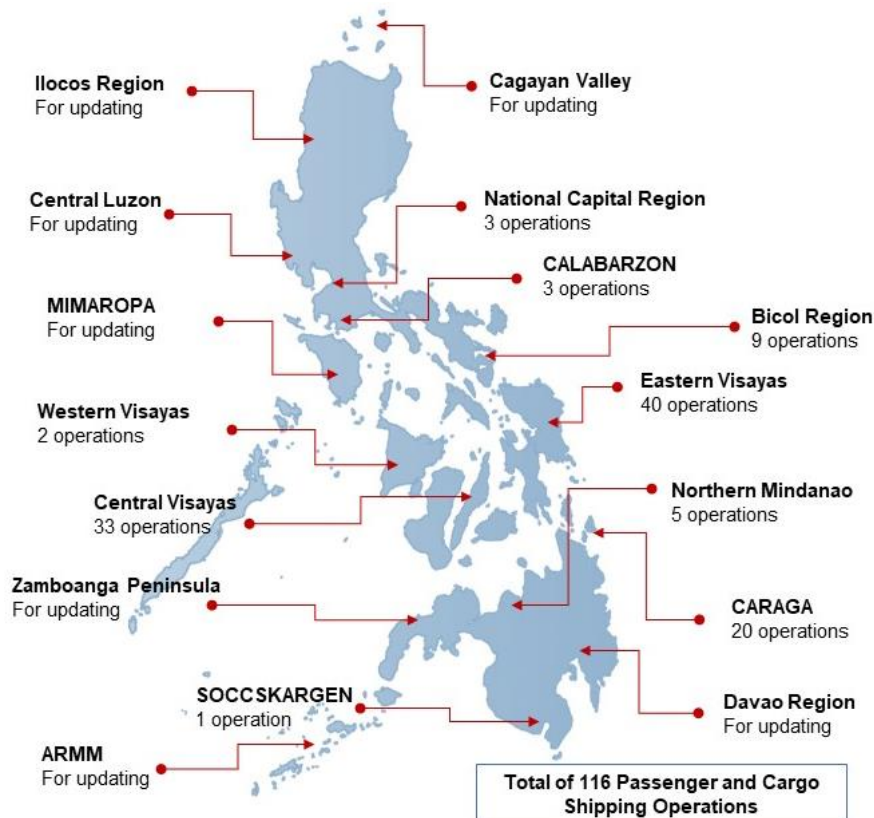
**75** Ships Operated Normally

**21** Operations Cancelled

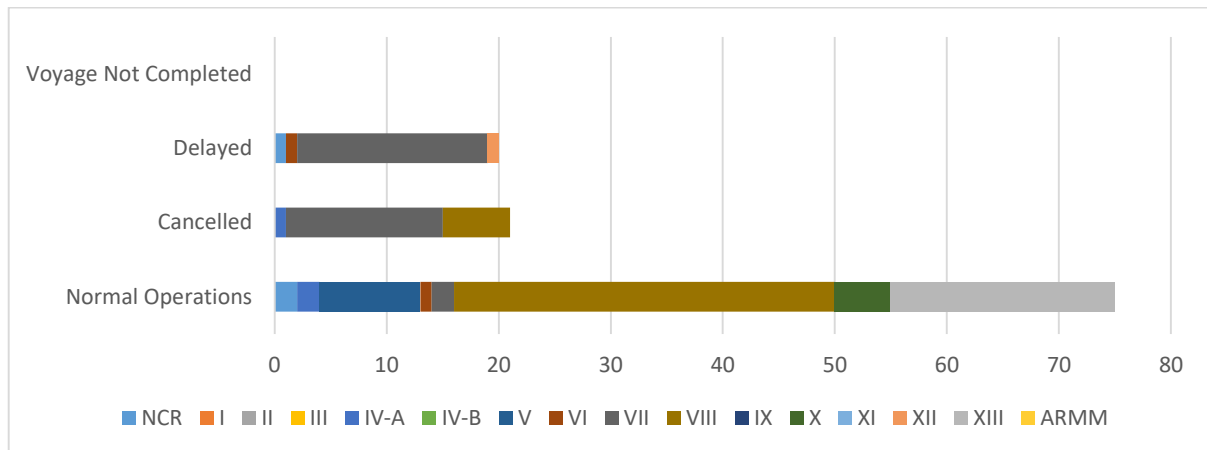
**20** Operations Delayed

**0** Operation Uncompleted

### PASSENGER AND CARGO SHIPPING OPERATIONS IN THE PHILIPPINES IN AREAS UNDER MGCQ and GCQ



## I. STATUS OF SHIPPING OPERATIONS NATIONWIDE



On September 04, 2020, there were 116 passenger and cargo shipping operations conducted wherein 75 or 65% were completed in accordance with their Certificate of Public Convenience (CPC).

Out of the 75 operations completed under normal conditions, the reported movements were mostly in the Eastern Visayas Region at 45% and Caraga Region at 27%.

Meanwhile, 18% of the passenger and cargo shipping operations were cancelled, all due to the community quarantine measures imposed by the different local government units governing the ships' ports of destination. Mostly affected were operations in the Central Visayas and Eastern Visayas Regions.

Nineteen (19) passenger ships or 18% encountered delays due to the additional measures adopted in view of COVID-19 such as temperature screening and inspections.

Lastly, no passenger and cargo shipping operation was not completed at the time of reporting.

## II. STATUS OF SHIPPING OPERATIONS BY CLASSIFICATION

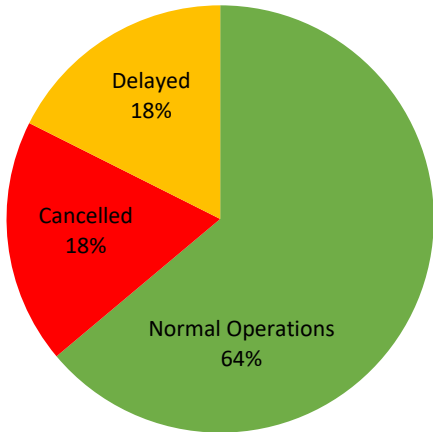
Region	Normal Operations		Cancelled		Delayed		Not Completed	
	Passenger	Cargo	Passenger	Cargo	Passenger	Cargo	Passenger	Cargo
<b>NCR</b>	0	2	0	0	1	0	0	0
<b>I</b>	0	0	0	0	0	0	0	0
<b>II</b>	0	0	0	0	0	0	0	0
<b>III</b>	0	0	0	0	0	0	0	0
<b>IV-A</b>	2	0	1	0	0	0	0	0
<b>IV-B</b>	0	0	0	0	0	0	0	0
<b>V</b>	8	1	0	0	0	0	0	0
<b>VI</b>	0	1	0	0	1	0	0	0
<b>VII</b>	0	2	13	1	17	0	0	0
<b>VIII</b>	34	0	6	0	0	0	0	0
<b>IX</b>	0	0	0	0	0	0	0	0
<b>X</b>	5	0	0	0	0	0	0	0
<b>XI</b>	0	0	0	0	0	0	0	0
<b>XII</b>	0	0	0	0	0	1	0	0
<b>XIII</b>	20	0	0	0	0	0	0	0
<b>ARMM</b>	0	0	0	0	0	0	0	0
<b>Total</b>	<b>69</b>	<b>6</b>	<b>20</b>	<b>1</b>	<b>19</b>	<b>1</b>	<b>0</b>	<b>0</b>

Amid the measures in place due to MGCQ, and GCQ, 6 out of 8 (75%) cargo ships still operated normally – are 2 LCT ships, 2 oil tankers and 2 Roro cargo ships.

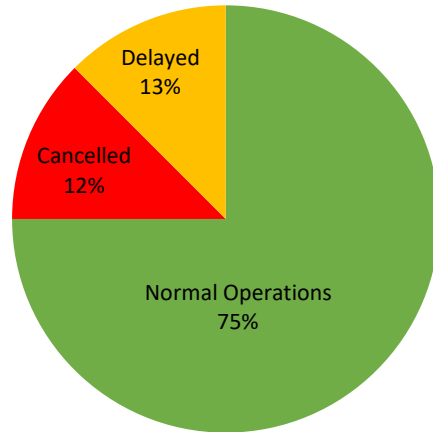
Sixty-nine (69) passenger ships completed their voyage – 59 conventional passenger ships and 10 RoPax ships completed their operations but mostly only carried cargoes during their voyage.

Meanwhile out of the 108 passenger ships, 36% were affected by the measures adopted in view of COVID-19. These measures caused either the cancellation, delay, or uncompleted operations of 39 passenger ships.

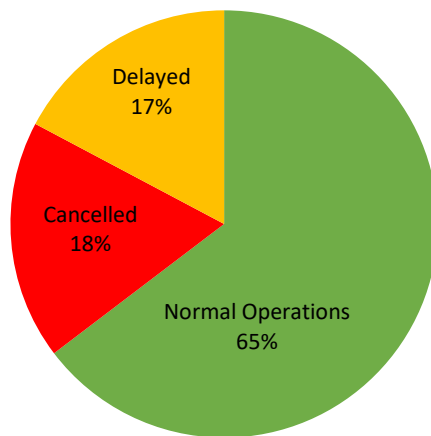
### PASSENGER Ship Operations



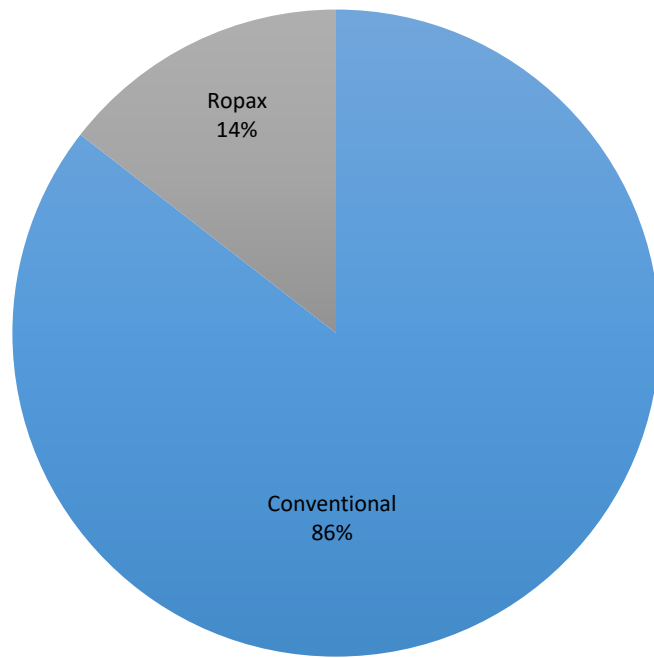
### CARGO Ship Operations



### PASSENGER and CARGO Ship Operations



### Passenger Ship Types under Normal Operations



### Cargo Ship Types under Normal Operations

