



MARITIME INDUSTRY AUTHORITY SITUATION REPORT - 166

Passenger and Cargo Shipping Operations on September 05, 2020
in areas under MGCQ and GCQ

Data generated on September 05, 2020, 3:00 PM

HIGHLIGHTS

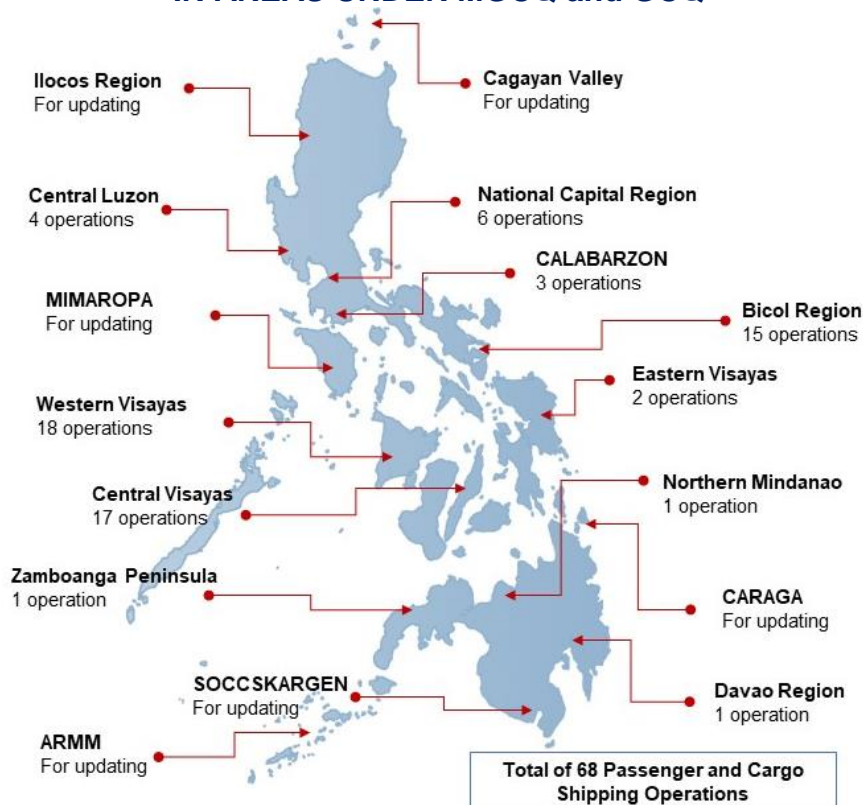
- Ninety-six percent (96%) of passenger and cargo shipping operations were completed in accordance with the ships' CPC.
- Four percent (4%) of the shipping operations were affected due to the measures implemented in view Code Red Sublevel 2 for the COVID-19.
- Operations of passenger ships were more affected compared to cargo ships. 98% of the cargo shipping operations were completed under normal conditions compared to passenger ships at 89%.
- **With cargo shipping still operational, transport of goods amid MGCQ, and GCQ is assured.**

PASSENGER AND CARGO SHIPPING IN NUMBERS

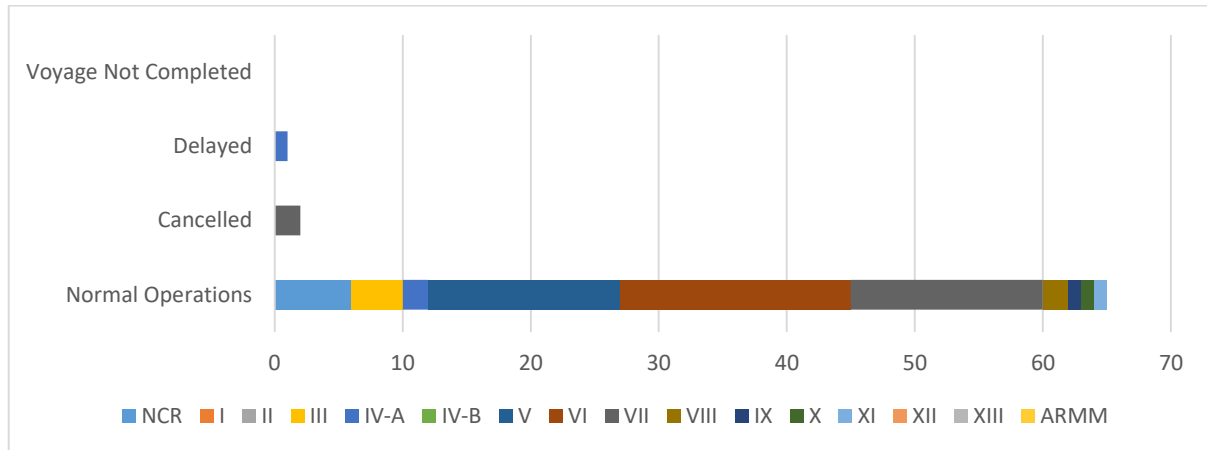
September 05, 2020

- 68** Shipping Operations Recorded
- 18** Passenger Ships Operated
- 50** Cargo Ships Operated
- 65** Ships Operated Normally
- 2** Operations Cancelled
- 1** Operations Delayed
- 0** Operation Uncompleted

PASSENGER AND CARGO SHIPPING OPERATIONS IN THE PHILIPPINES IN AREAS UNDER MGCQ and GCQ



I. STATUS OF SHIPPING OPERATIONS NATIONWIDE



On September 05, 2020, there were 68 passenger and cargo shipping operations conducted wherein 65 or 96% were completed in accordance with their Certificate of Public Convenience (CPC).

Out of the 65 operations completed under normal conditions, the reported movements were mostly in the Western Visayas Region at 28% and Bicol and Central Visayas Regions at 23%.

Meanwhile, 3% of the passenger and cargo shipping operations were cancelled, all due to the community quarantine measures imposed by the different local government units governing the ships' ports of destination. All affected were operations in the Central Visayas Region.

Only one (1) passenger ship or 6% encountered delay due to the additional measures adopted in view of COVID-19 such as temperature screening and inspections.

Lastly, no passenger and cargo shipping operation was not completed at the time of reporting.

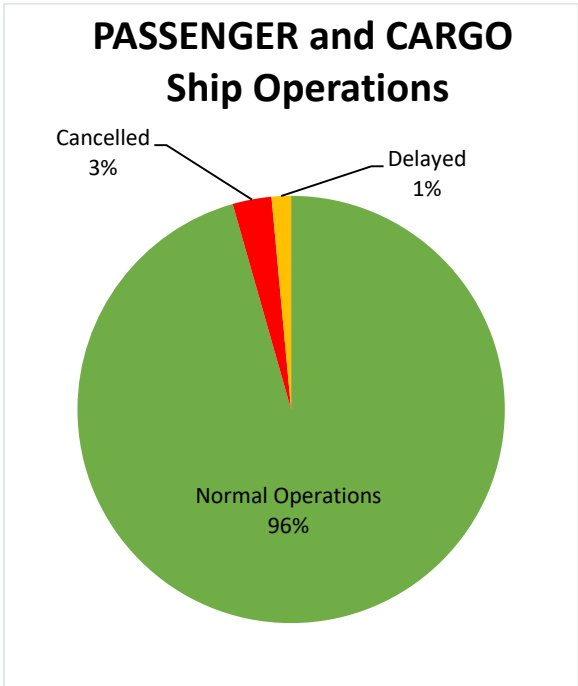
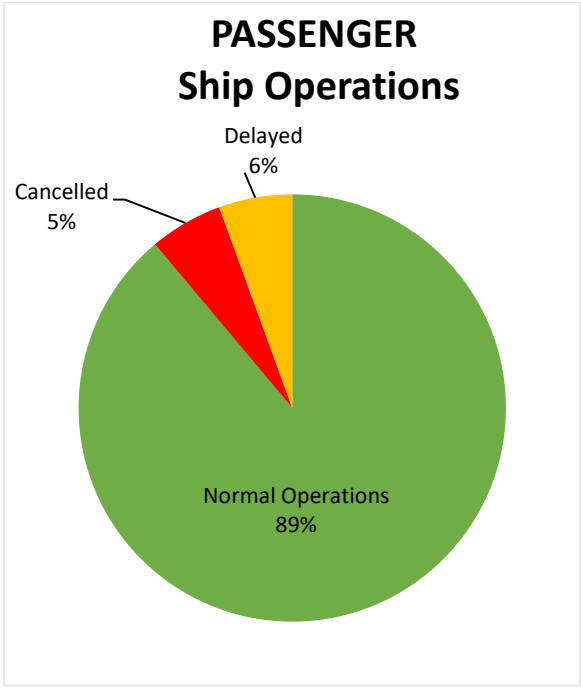
II. STATUS OF SHIPPING OPERATIONS BY CLASSIFICATION

Region	Normal Operations		Cancelled		Delayed		Not Completed	
	Passenger	Cargo	Passenger	Cargo	Passenger	Cargo	Passenger	Cargo
NCR	0	6	0	0	0	0	0	0
I	0	0	0	0	0	0	0	0
II	0	0	0	0	0	0	0	0
III	0	4	0	0	0	0	0	0
IV-A	0	2	0	0	1	0	0	0
IV-B	0	0	0	0	0	0	0	0
V	13	2	0	0	0	0	0	0
VI	3	15	0	0	0	0	0	0
VII	0	15	1	1	0	0	0	0
VIII	0	2	0	0	0	0	0	0
IX	0	1	0	0	0	0	0	0
X	0	1	0	0	0	0	0	0
XI	0	1	0	0	0	0	0	0
XII	0	0	0	0	0	0	0	0
XIII	0	0	0	0	0	0	0	0
ARMM	0	0	0	0	0	0	0	0
Total	16	49	1	1	1	0	0	0

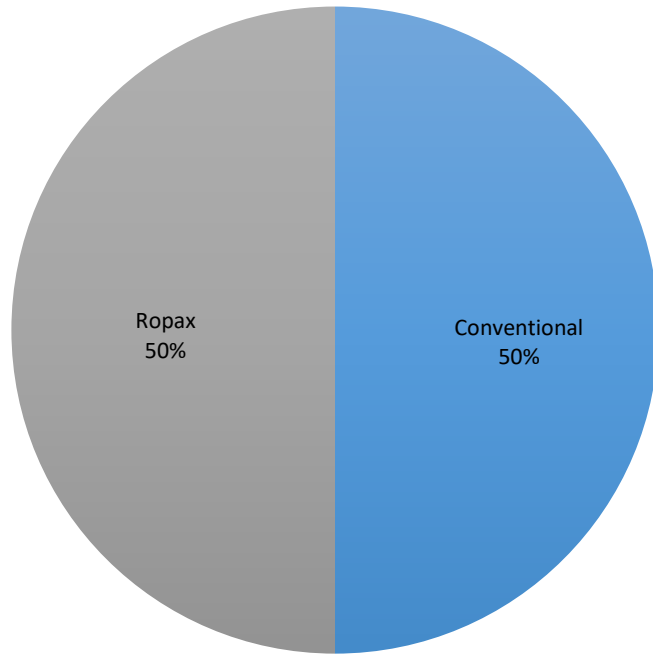
Amid the measures in place due to MGCQ, and GCQ, 49 out of 50 (98%) cargo ships still operated normally – are 2 container ships, 28 LCT ships, 15 oil tankers and 4 Roro cargo ships.

Sixteen (16) passenger ships completed their voyage – 8 conventional passenger ships and 8 RoPax ships completed their operations but mostly only carried cargoes during their voyage.

Meanwhile out of the 18 passenger ships, 11% were affected by the measures adopted in view of COVID-19. These measures caused either the cancellation, delay, or uncompleted operations of 2 passenger ships.



Passenger Ship Types under Normal Operations



Cargo Ship Types under Normal Operations

