



## MARITIME INDUSTRY AUTHORITY SITUATION REPORT - 173

Passenger and Cargo Shipping Operations on September 12, 2020  
in areas under MGCQ and GCQ

Data generated on September 12, 2020, 3:00 PM

### HIGHLIGHTS

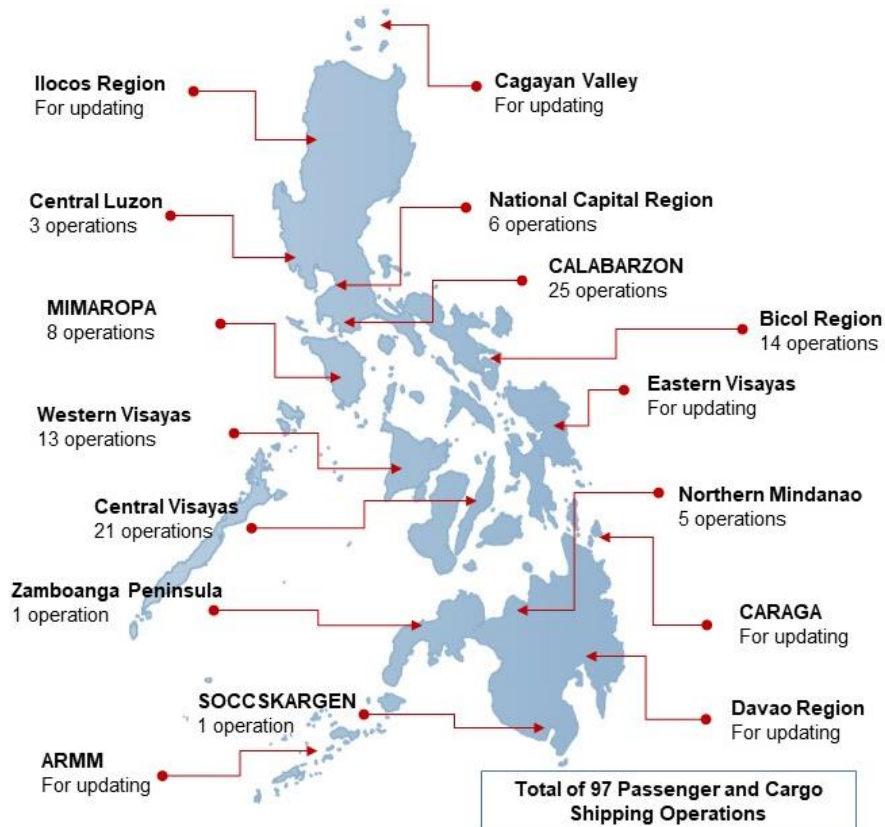
- Eighty percent (80%) of passenger and cargo shipping operations were completed in accordance with the ships' CPC.
- Twenty percent (20%) of the shipping operations were affected due to the measures implemented in view Code Red Sublevel 2 for the COVID-19.
- Operations of passenger ships were more affected compared to cargo ships. 97% of the cargo shipping operations were completed under normal conditions compared to passenger ships at 72%.
- **With cargo shipping still operational, transport of goods amid MGCQ, and GCQ is assured.**

### PASSENGER AND CARGO SHIPPING IN NUMBERS

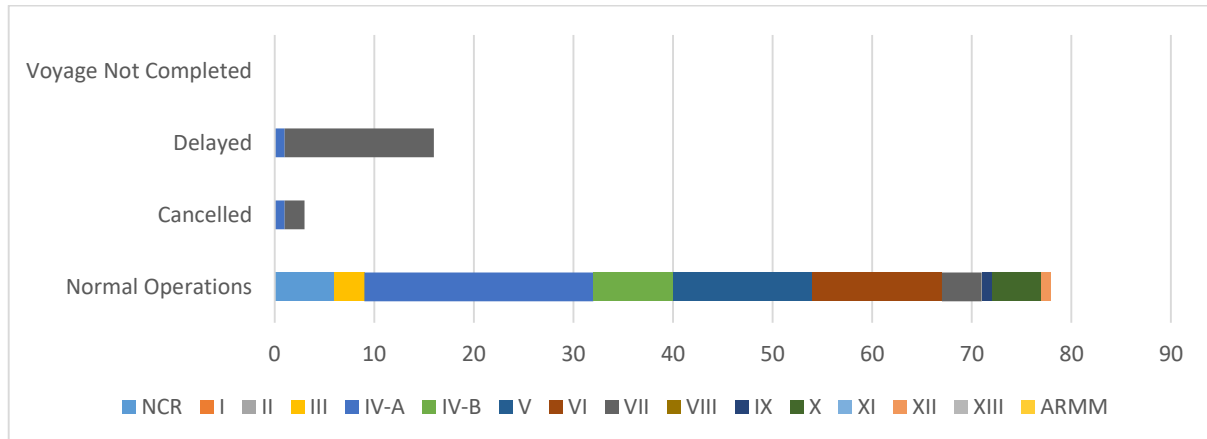
September 12, 2020

- 97** Shipping Operations Recorded
- 63** Passenger Ships Operated
- 34** Cargo Ships Operated
- 78** Ships Operated Normally
- 3** Operations Cancelled
- 16** Operations Delayed
- 0** Operation Uncompleted

### PASSENGER AND CARGO SHIPPING OPERATIONS IN THE PHILIPPINES IN AREAS UNDER MGCQ and GCQ



## I. STATUS OF SHIPPING OPERATIONS NATIONWIDE



On September 12, 2020, there were 97 passenger and cargo shipping operations conducted wherein 78 or 80% were completed in accordance with their Certificate of Public Convenience (CPC).

Out of the 78 operations completed under normal conditions, the reported movements were mostly in the Calabarzon Region at 29% and Bicol Region at 18%.

Meanwhile, 3% of the passenger and cargo shipping operations were cancelled, all due to the community quarantine measures imposed by the different local government units governing the ships' ports of destination. Mostly affected were operations in the Central Visayas and Calabarzon Regions.

Sixteen (16) passenger ships or 25% encountered delays due to the additional measures adopted in view of COVID-19 such as temperature screening and inspections.

Lastly, no passenger and cargo shipping operation was not completed at the time of reporting.

## II. STATUS OF SHIPPING OPERATIONS BY CLASSIFICATION

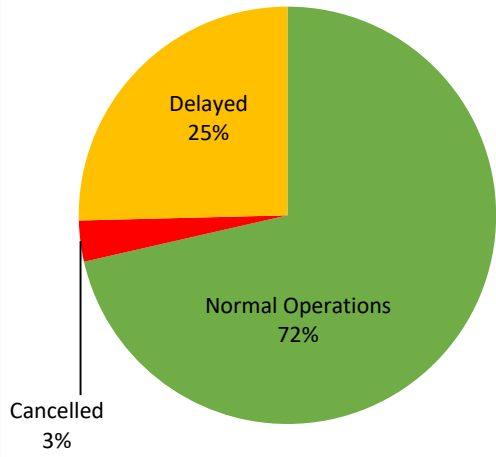
Region	Normal Operations		Cancelled		Delayed		Not Completed	
	Passenger	Cargo	Passenger	Cargo	Passenger	Cargo	Passenger	Cargo
<b>NCR</b>	0	6	0	0	0	0	0	0
<b>I</b>	0	0	0	0	0	0	0	0
<b>II</b>	0	0	0	0	0	0	0	0
<b>III</b>	0	3	0	0	0	0	0	0
<b>IV-A</b>	16	7	1	0	1	0	0	0
<b>IV-B</b>	7	1	0	0	0	0	0	0
<b>V</b>	13	1	0	0	0	0	0	0
<b>VI</b>	3	10	0	0	0	0	0	0
<b>VII</b>	0	4	1	1	15	0	0	0
<b>VIII</b>	0	0	0	0	0	0	0	0
<b>IX</b>	1	0	0	0	0	0	0	0
<b>X</b>	5	0	0	0	0	0	0	0
<b>XI</b>	0	0	0	0	0	0	0	0
<b>XII</b>	0	1	0	0	0	0	0	0
<b>XIII</b>	0	0	0	0	0	0	0	0
<b>ARMM</b>	0	0	0	0	0	0	0	0
<b>Total</b>	<b>45</b>	<b>33</b>	<b>2</b>	<b>1</b>	<b>16</b>	<b>0</b>	<b>0</b>	<b>0</b>

Amid the measures in place due to MGCQ, and GCQ, 33 out of 34 (97%) cargo ships still operated normally – are 2 container ships, 1 general cargo ship, 15 LCT ships and 15 oil tankers.

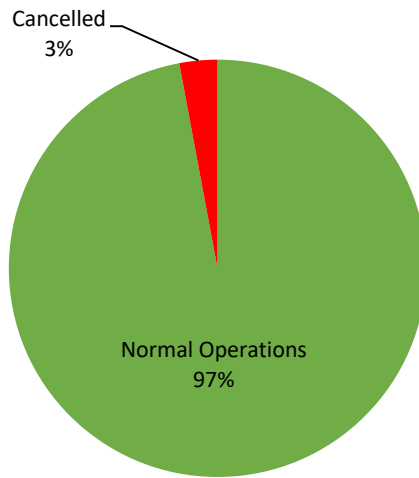
Forty-five (45) passenger ships completed their voyage – 33 conventional passenger ships and 12 RoPax ships completed their operations but mostly only carried cargoes during their voyage.

Meanwhile out of the 63 passenger ships, 28% were affected by the measures adopted in view of COVID-19. These measures caused either the cancellation, delay, or uncompleted operations of 18 passenger ships.

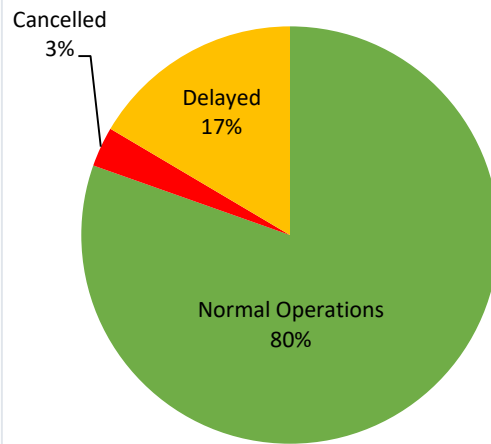
### PASSENGER Ship Operations



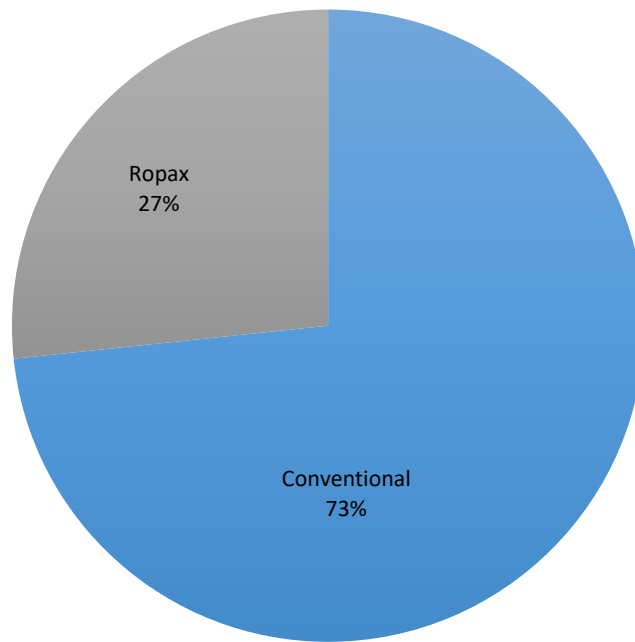
### CARGO Ship Operations



### PASSENGER and CARGO Ship Operations



### Passenger Ship Types under Normal Operations



### Cargo Ship Types under Normal Operations

