



MARITIME INDUSTRY AUTHORITY SITUATION REPORT - 181

Passenger and Cargo Shipping Operations on September 20, 2020
in areas under MGCQ and GCQ

Data generated on September 20, 2020, 3:00 PM

HIGHLIGHTS

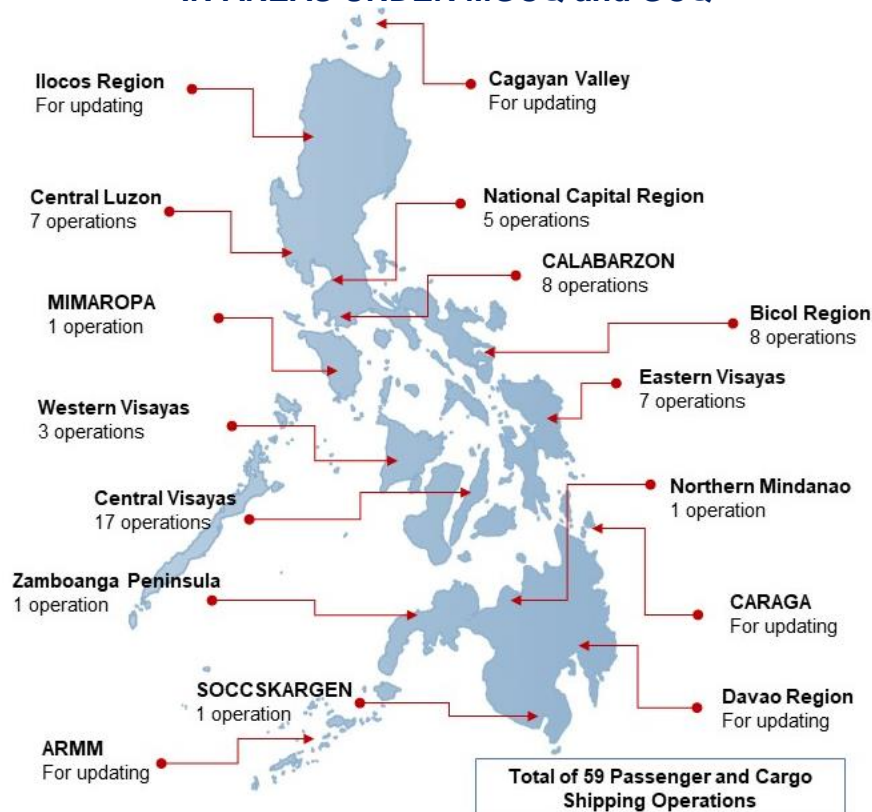
- Fifty-six percent (56%) of passenger and cargo shipping operations were completed in accordance with the ships' CPC.
- Forty-four percent (44%) of the shipping operations were affected due to the measures implemented in view Code Red Sublevel 2 for the COVID-19.
- Operations of passenger ships were more affected compared to cargo ships. 95% of the cargo shipping operations were completed under normal conditions compared to passenger ships at 34%.
- **With cargo shipping still operational, transport of goods amid MGCQ, and GCQ is assured.**

PASSENGER AND CARGO SHIPPING IN NUMBERS

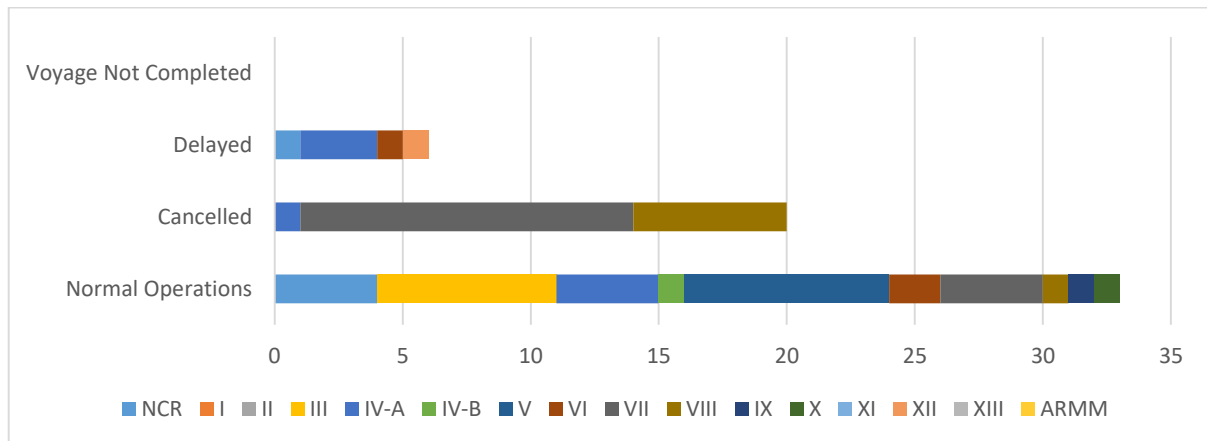
September 20, 2020

- 59** Shipping Operations Recorded
- 38** Passenger Ships Operated
- 21** Cargo Ships Operated
- 33** Ships Operated Normally
- 20** Operations Cancelled
- 6** Operations Delayed
- 0** Operation Uncompleted

PASSENGER AND CARGO SHIPPING OPERATIONS IN THE PHILIPPINES IN AREAS UNDER MGCQ and GCQ



I. STATUS OF SHIPPING OPERATIONS NATIONWIDE



On September 20, 2020, there were 59 passenger and cargo shipping operations conducted wherein 33 or 56% were completed in accordance with their Certificate of Public Convenience (CPC).

Out of the 33 operations completed under normal conditions, the reported movements were mostly in the Bicol Region at 24% and Central Luzon Region at 21%.

Meanwhile, 34% of the passenger and cargo shipping operations were cancelled, all due to the community quarantine measures imposed by the different local government units governing the ships' ports of destination. Mostly affected were operations in the Central Visayas and Eastern Visayas Regions.

Five (5) passenger ships or 13% encountered delays due to the additional measures adopted in view of COVID-19 such as temperature screening and inspections.

Lastly, no passenger and cargo shipping operation was not completed at the time of reporting.

II. STATUS OF SHIPPING OPERATIONS BY CLASSIFICATION

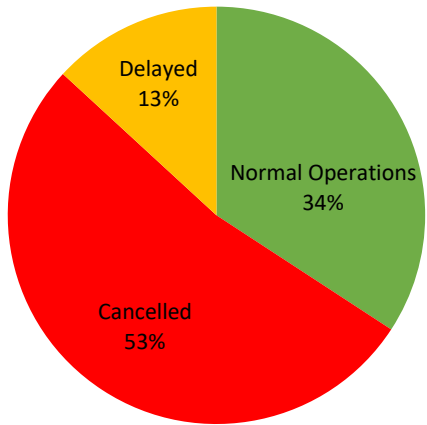
Region	Normal Operations		Cancelled		Delayed		Not Completed	
	Passenger	Cargo	Passenger	Cargo	Passenger	Cargo	Passenger	Cargo
NCR	1	3	0	0	1	0	0	0
I	0	0	0	0	0	0	0	0
II	0	0	0	0	0	0	0	0
III	0	7	0	0	0	0	0	0
IV-A	2	2	1	0	3	0	0	0
IV-B	0	1	0	0	0	0	0	0
V	8	0	0	0	0	0	0	0
VI	2	0	0	0	1	0	0	0
VII	0	4	13	0	0	0	0	0
VIII	0	1	6	0	0	0	0	0
IX	0	1	0	0	0	0	0	0
X	0	1	0	0	0	0	0	0
XI	0	0	0	0	0	0	0	0
XII	0	0	0	0	0	1	0	0
XIII	0	0	0	0	0	0	0	0
ARMM	0	0	0	0	0	0	0	0
Total	13	20	20	0	5	1	0	0

Amid the measures in place due to MGCQ, and GCQ, 20 out of 21 (95%) cargo ships still operated normally – are 16 oil tankers and 4 Roro cargo ships and 0 other cargo.

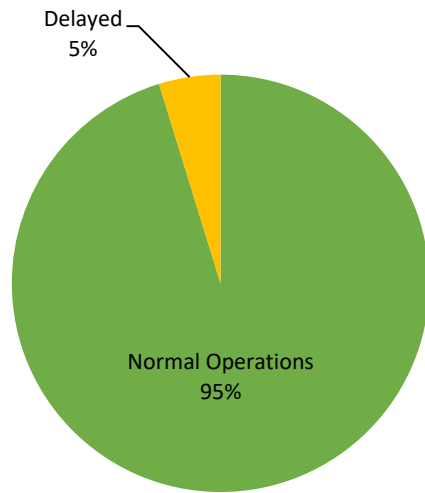
Thirteen (13) passenger ships completed their voyage – 1 conventional passenger ship and 12 RoPax ships completed their operations but mostly only carried cargoes during their voyage.

Meanwhile out of the 38 passenger ships, 66% were affected by the measures adopted in view of COVID-19. These measures caused either the cancellation, delay, or uncompleted operations of 25 passenger ships.

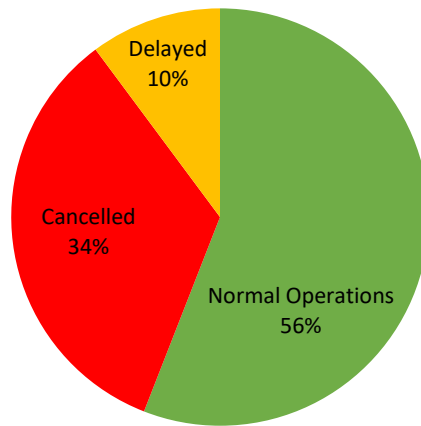
PASSENGER Ship Operations



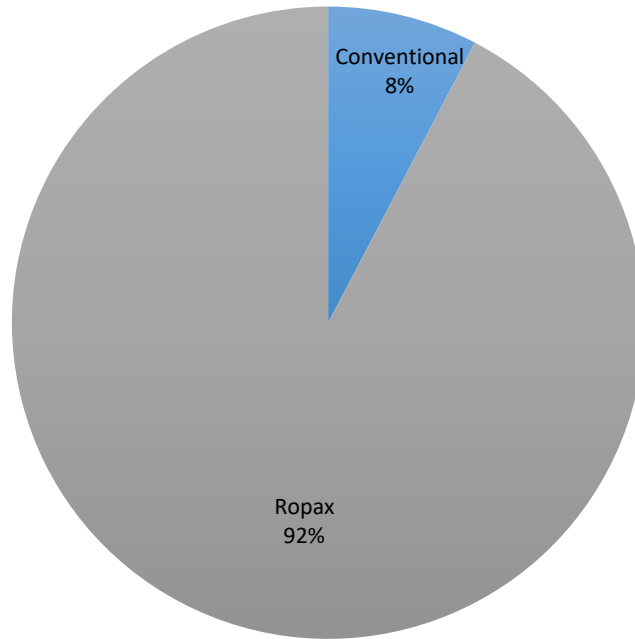
CARGO Ship Operations



PASSENGER and CARGO Ship Operations



Passenger Ship Types under Normal Operations



Cargo Ship Types under Normal Operations

