



## MARITIME INDUSTRY AUTHORITY SITUATION REPORT - 182

Passenger and Cargo Shipping Operations on September 21, 2020  
in areas under MGCQ and GCQ

Data generated on September 21, 2020, 3:00 PM

### HIGHLIGHTS

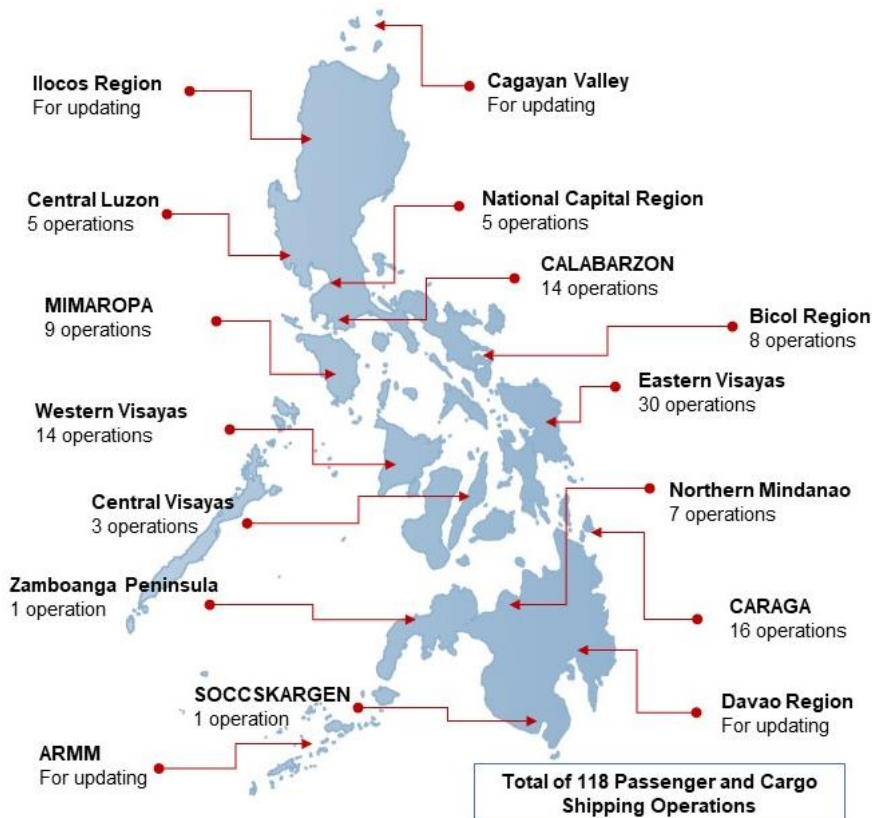
- Ninety-four percent (94%) of passenger and cargo shipping operations were completed in accordance with the ships' CPC.
- Six percent ( 6%) of the shipping operations were affected due to the measures implemented in view Code Red Sublevel 2 for the COVID-19.
- Operations of passenger ships were more affected compared to cargo ships. 90% of the cargo shipping operations were completed under normal conditions compared to passenger ships at 95%.
- **With cargo shipping still operational, transport of goods amid MGCQ, and GCQ is assured.**

### PASSENGER AND CARGO SHIPPING IN NUMBERS

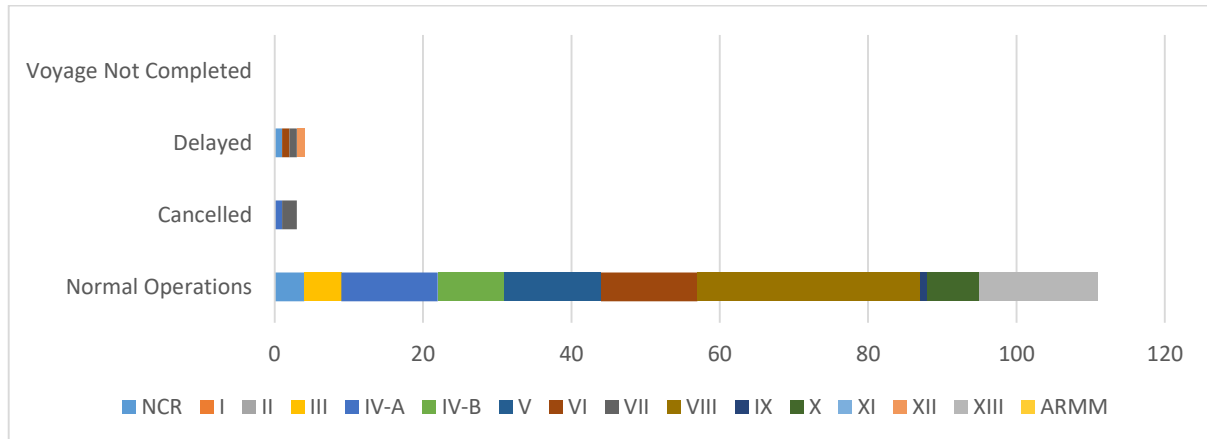
September 21, 2020

- 118** Shipping Operations Recorded
- 99** Passenger Ships Operated
- 19** Cargo Ships Operated
- 111** Ships Operated Normally
- 3** Operations Cancelled
- 4** Operations Delayed
- 0** Operation Uncompleted

### PASSENGER AND CARGO SHIPPING OPERATIONS IN THE PHILIPPINES IN AREAS UNDER MGCQ and GCQ



## I. STATUS OF SHIPPING OPERATIONS NATIONWIDE



On September 21, 2020, there were 118 passenger and cargo shipping operations conducted wherein 111 or 94% were completed in accordance with their Certificate of Public Convenience (CPC).

Out of the 111 operations completed under normal conditions, the reported movements were mostly in the Eastern Visayas Region at 27% and Northern Mindanao Region at 14%.

Meanwhile, 3% of the passenger and cargo shipping operations were cancelled, all due to the community quarantine measures imposed by the different local government units governing the ships' ports of destination. Mostly affected were operations in the Central Visayas and Calabarzon Regions.

Three (3) passenger ships or 3% encountered delays due to the additional measures adopted in view of COVID-19 such as temperature screening and inspections.

Lastly, no passenger and cargo shipping operation was not completed at the time of reporting.

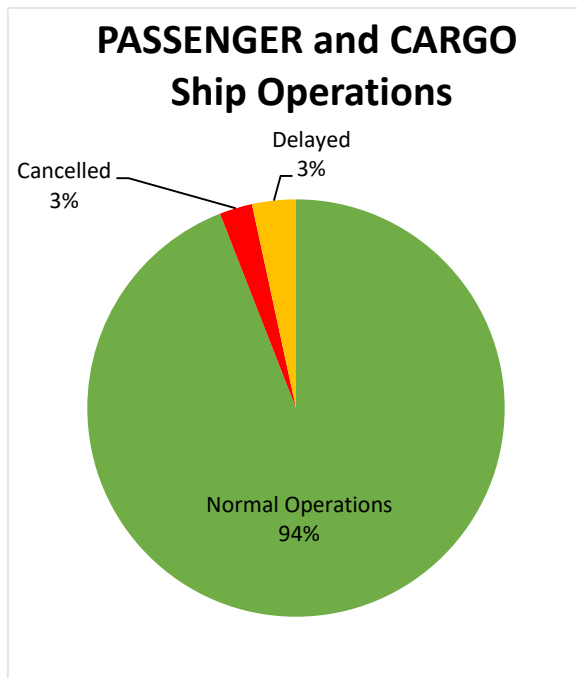
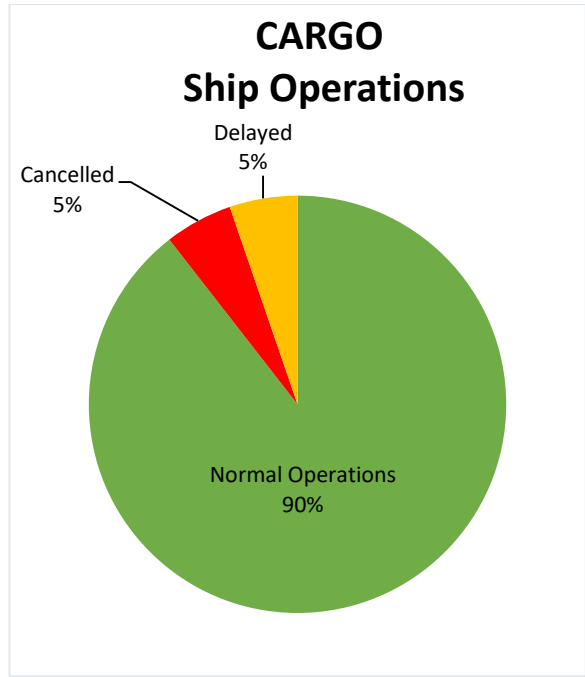
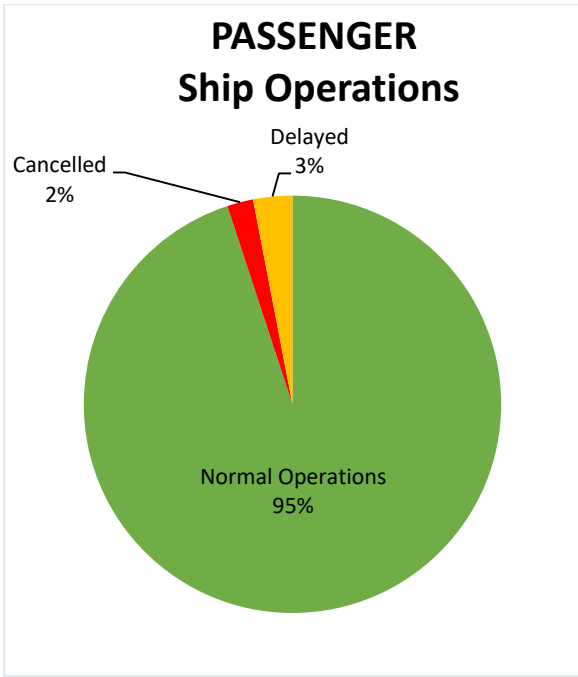
## II. STATUS OF SHIPPING OPERATIONS BY CLASSIFICATION

Region	Normal Operations		Cancelled		Delayed		Not Completed	
	Passenger	Cargo	Passenger	Cargo	Passenger	Cargo	Passenger	Cargo
<b>NCR</b>	0	4	0	0	1	0	0	0
<b>I</b>	0	0	0	0	0	0	0	0
<b>II</b>	0	0	0	0	0	0	0	0
<b>III</b>	0	5	0	0	0	0	0	0
<b>IV-A</b>	10	3	1	0	0	0	0	0
<b>IV-B</b>	7	2	0	0	0	0	0	0
<b>V</b>	13	0	0	0	0	0	0	0
<b>VI</b>	13	0	0	0	1	0	0	0
<b>VII</b>	0	0	1	1	1	0	0	0
<b>VIII</b>	29	1	0	0	0	0	0	0
<b>IX</b>	0	1	0	0	0	0	0	0
<b>X</b>	6	1	0	0	0	0	0	0
<b>XI</b>	0	0	0	0	0	0	0	0
<b>XII</b>	0	0	0	0	0	1	0	0
<b>XIII</b>	16	0	0	0	0	0	0	0
<b>ARMM</b>	0	0	0	0	0	0	0	0
<b>Total</b>	<b>94</b>	<b>17</b>	<b>2</b>	<b>1</b>	<b>3</b>	<b>1</b>	<b>0</b>	<b>0</b>

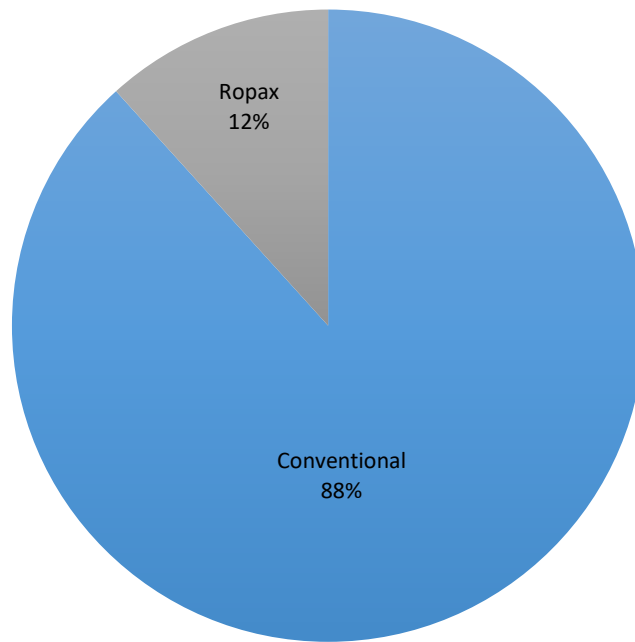
Amid the measures in place due to MGCQ, and GCQ, 17 out of 19 (90%) cargo ships still operated normally – are 2 container ships and 15 oil tankers.

Ninety-four (94) passenger ships completed their voyage – 83 conventional passenger ships and 11 RoPax ships completed their operations but mostly only carried cargoes during their voyage.

Meanwhile out of the 99 passenger ships, 5% were affected by the measures adopted in view of COVID-19. These measures caused either the cancellation, delay, or uncompleted operations of 5 passenger ships.



### Passenger Ship Types under Normal Operations



### Cargo Ship Types under Normal Operations

