



MARITIME INDUSTRY AUTHORITY WEEKLY SUMMARY SITUATION REPORT - Summary 24

Passenger and Cargo Shipping Operations on August 28 to September 03, 2020
in areas under MGCQ and GCQ

Data generated on August 28 to September 03, 2020, 3:00 PM

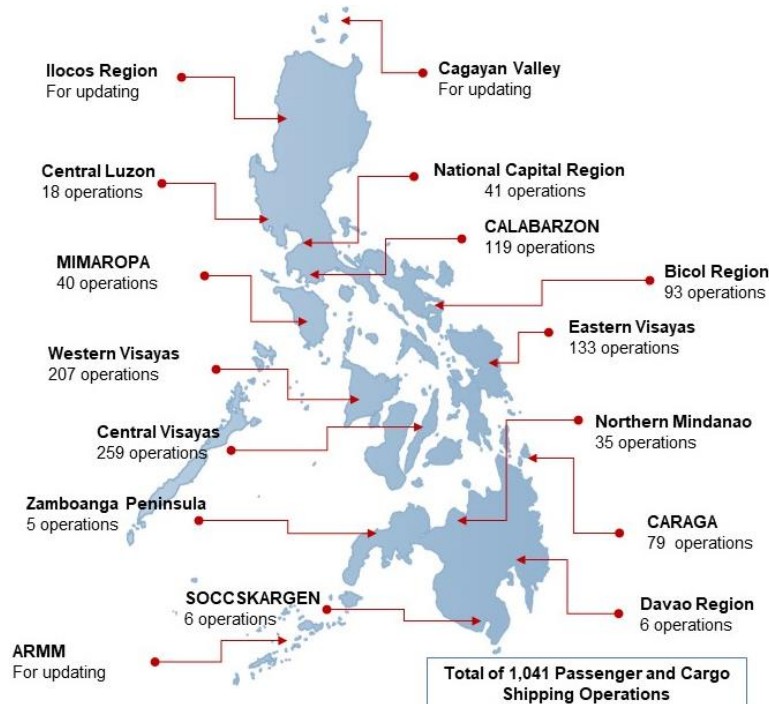
HIGHLIGHTS

- Seventy-seven percent (77%) of passenger and cargo shipping operations were completed in accordance with the ships' CPC.
- Twenty-three percent (23%) of the shipping operations were affected due to the measures implemented in view Code Red Sublevel 2 for the COVID-19.
- Operations of passenger ships were more affected compared to cargo ships. 97% of the cargo shipping operations were completed under normal conditions compared to passenger ships at 68%.
- Daily average passenger and cargo ship operations are 201 completed under normal conditions, 30 cancelled trips, 29 delayed and 0 not completed voyage.
- With cargo shipping still operational, transport of goods amid MGCQ, and GCQ is assured.**

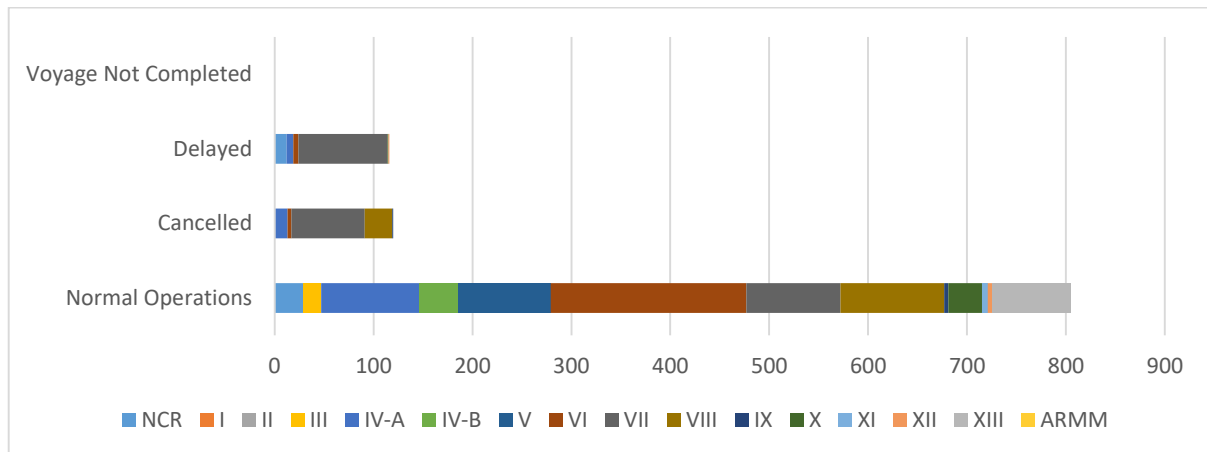
PASSENGER AND CARGO SHIPPING IN NUMBERS
August 28 to September 03, 2020

- 1,041** Shipping Operations Recorded
- 722** Passenger Ships Operated
- 319** Cargo Ships Operated
- 805** Ships Operated Normally
- 120** Operations Cancelled
- 116** Operations Delayed
- 0** Operation Uncompleted

PASSENGER AND CARGO SHIPPING OPERATIONS IN THE PHILIPPINES IN AREAS UNDER MGCQ and GCQ



I. STATUS OF SHIPPING OPERATIONS NATIONWIDE



On August 28 to September 03, 2020, there were 1041 passenger and cargo shipping operations conducted wherein 805 or 77% were completed in accordance with their Certificate of Public Convenience (CPC).

Out of the 805 operations completed under normal conditions, the reported movements were mostly in the Western Visayas Region at 25% and Eastern Visayas Region at 13%.

Meanwhile, 12% of the passenger and cargo shipping operations were cancelled, all due to the community quarantine measures imposed by the different local government units governing the ships' ports of destination. Mostly affected were operations in the Central Visayas and Eastern Visayas Regions.

One hundred and fourteen (114) passenger ships or 16% encountered delays due to the additional measures adopted in view of COVID-19 such as temperature screening and inspections.

Lastly, no passenger and cargo shipping operation was not completed at the time of reporting.

II. STATUS OF SHIPPING OPERATIONS BY CLASSIFICATION

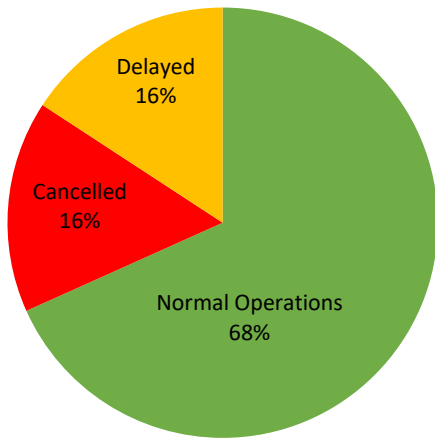
Region	Normal Operations		Cancelled		Delayed		Not Completed	
	Passenger	Cargo	Passenger	Cargo	Passenger	Cargo	Passenger	Cargo
NCR	3	26	0	0	11	1	0	0
I	0	0	0	0	0	0	0	0
II	0	0	0	0	0	0	0	0
III	0	18	0	0	0	0	0	0
IV-A	92	7	13	0	7	0	0	0
IV-B	40	0	0	0	0	0	0	0
V	86	7	0	0	0	0	0	0
VI	72	126	4	0	5	0	0	0
VII	0	95	69	5	90	0	0	0
VIII	91	14	28	0	0	0	0	0
IX	1	3	1	0	0	0	0	0
X	29	5	0	0	1	0	0	0
XI	0	6	0	0	0	0	0	0
XII	0	5	0	0	0	1	0	0
XIII	79	0	0	0	0	0	0	0
ARMM	0	0	0	0	0	0	0	0
Total	493	312	115	5	114	2	0	0

Amid the measures in place due to MGCQ, and GCQ, 312 out of 319 (97%) cargo ships still operated normally – are 12 container ships, 215 LCT ships, 71 oil tankers and 14 Roro cargo ships.

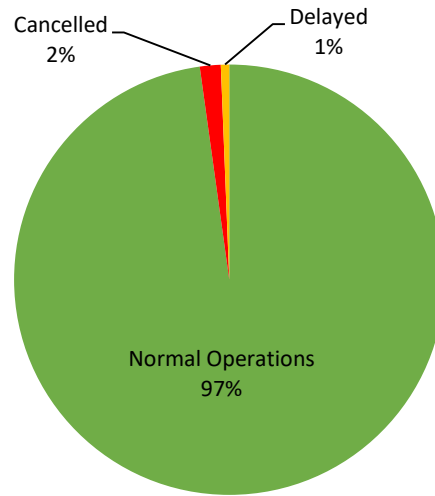
Four hundred and ninety-three (493) passenger ships completed their voyage – 426 conventional passenger ships and 67 RoPax ships completed their operations but mostly only carried cargoes during their voyage.

Meanwhile out of the 722 passenger ships, 32% were affected by the measures adopted in view of COVID-19. These measures caused either the cancellation, delay, or uncompleted operations of 229 passenger ships.

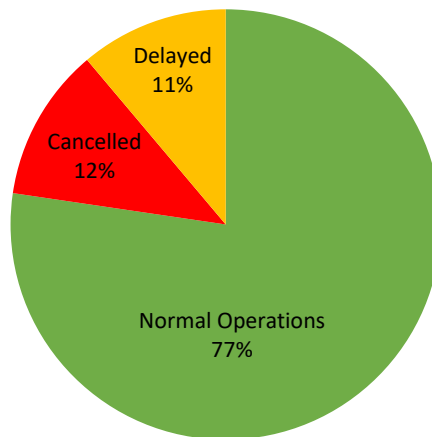
PASSENGER Ship Operations



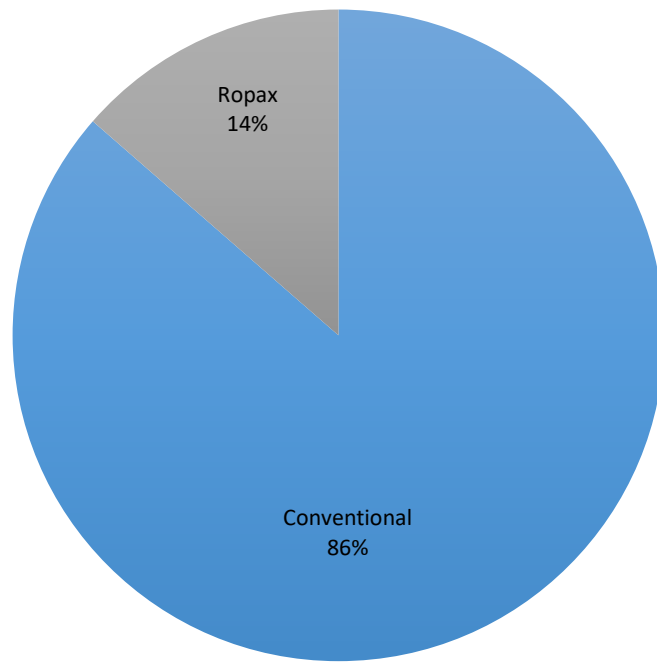
CARGO Ship Operations



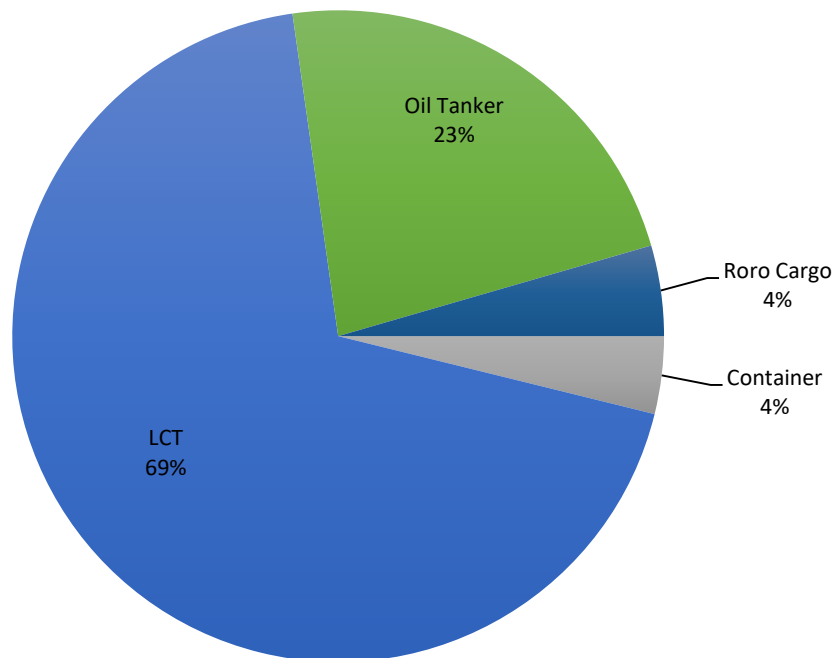
PASSENGER and CARGO Ship Operations



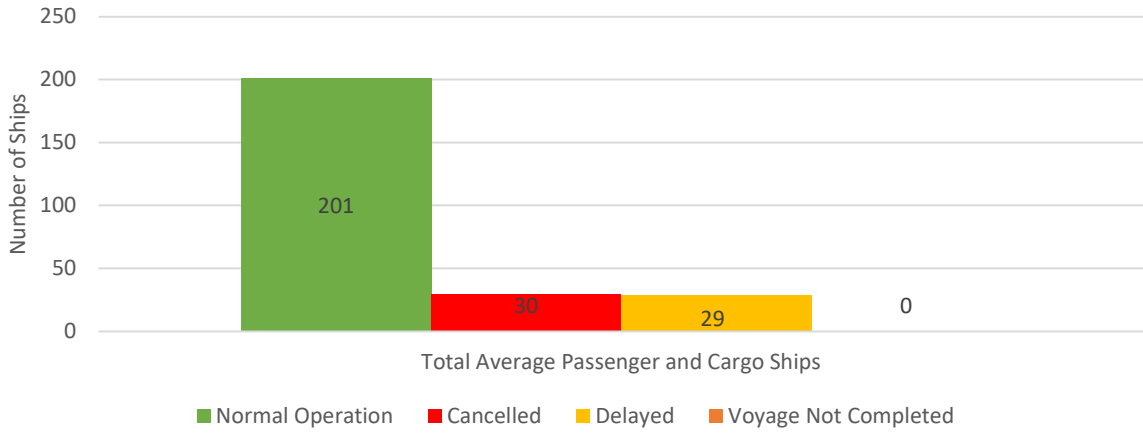
Passenger Ship Types under Normal Operations



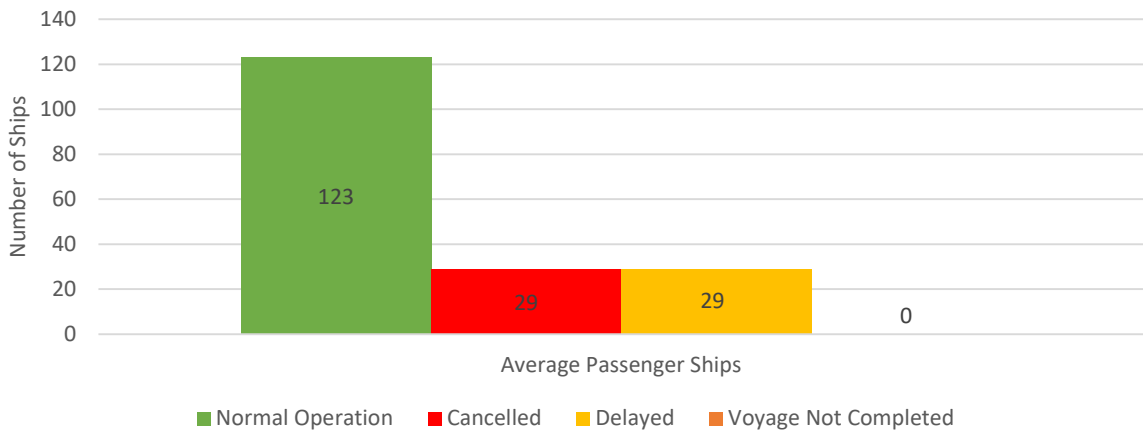
Cargo Ship Types under Normal Operations



Daily Average Passenger and Cargo Ship Operation



Daily Average Passenger Ship Operation



Daily Average Cargo Ship Operation

