



MARITIME INDUSTRY AUTHORITY
WEEKLY SUMMARY SITUATION REPORT - Summary 25
 Passenger and Cargo Shipping Operations on September 04 to 10, 2020
 in areas under MGCQ and GCQ
Data generated on September 04 to 10, 2020, 3:00 PM

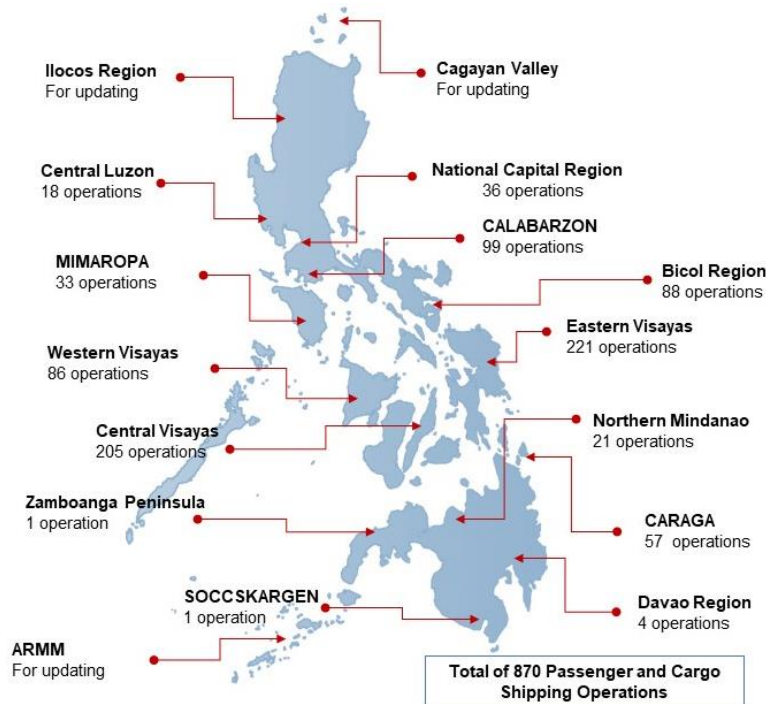
HIGHLIGHTS

- Seventy-four percent (74%) of passenger and cargo shipping operations were completed in accordance with the ships' CPC.
- Twenty-six percent (26%) of the shipping operations were affected due to the measures implemented in view Code Red Sublevel 2 for the COVID-19.
- Operations of passenger ships were more affected compared to cargo ships. 95% of the cargo shipping operations were completed under normal conditions compared to passenger ships at 69%.
- Daily average passenger and cargo ship operations are 162 completed under normal conditions, 30 cancelled trips, 24 delayed and 0 not completed voyage.
- **With cargo shipping still operational, transport of goods amid MGCQ, and GCQ is assured.**

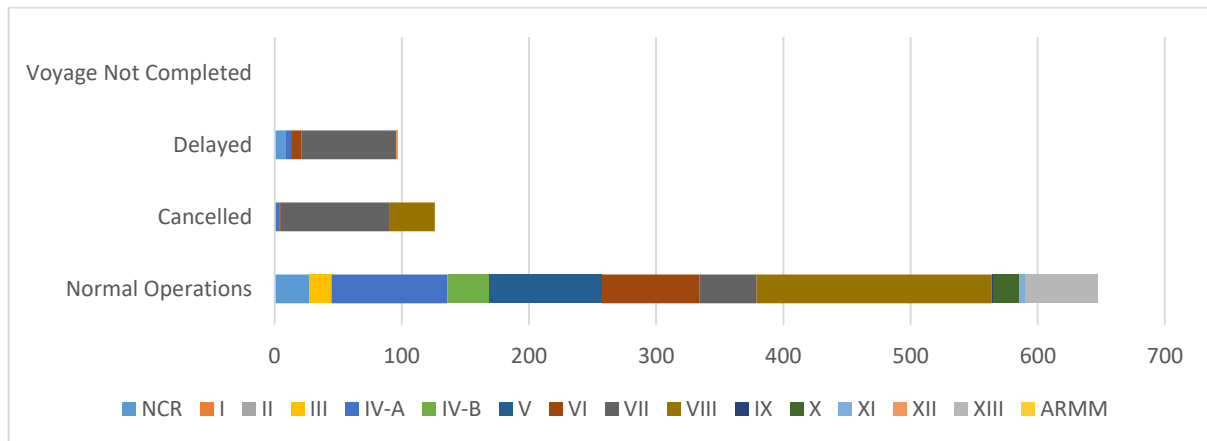
PASSENGER AND CARGO SHIPPING IN NUMBERS
 September 04 to 10, 2020

- 870** Shipping Operations Recorded
- 698** Passenger Ships Operated
- 172** Cargo Ships Operated
- 647** Ships Operated Normally
- 126** Operations Cancelled
- 97** Operations Delayed
- 0** Operation Uncompleted

PASSENGER AND CARGO SHIPPING OPERATIONS IN THE PHILIPPINES IN AREAS UNDER MGCQ and GCQ



I. STATUS OF SHIPPING OPERATIONS NATIONWIDE



On September 04 to 10, 2020, there were 870 passenger and cargo shipping operations conducted wherein 647 or 74% were completed in accordance with their Certificate of Public Convenience (CPC).

Out of the 647 operations completed under normal conditions, the reported movements were mostly in the Eastern Visayas Region at 29% and Western Visayas Region at 14%.

Meanwhile, 15% of the passenger and cargo shipping operations were cancelled, all due to the community quarantine measures imposed by the different local government units governing the ships' ports of destination. Mostly affected were operations in the Central Visayas and Eastern Visayas Regions.

Ninety-four (94) passenger ships or 14% encountered delays due to the additional measures adopted in view of COVID-19 such as temperature screening and inspections.

Lastly, no passenger and cargo shipping operation was not completed at the time of reporting.

II. STATUS OF SHIPPING OPERATIONS BY CLASSIFICATION

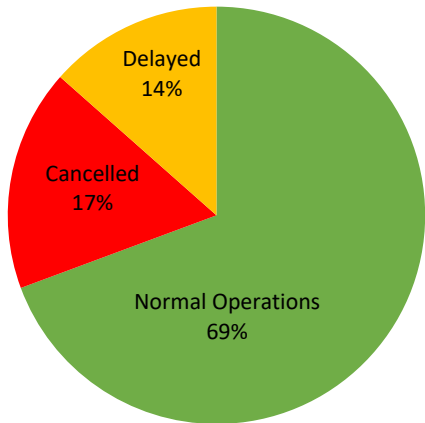
Region	Normal Operations		Cancelled		Delayed		Not Completed	
	Passenger	Cargo	Passenger	Cargo	Passenger	Cargo	Passenger	Cargo
NCR	6	21	0	0	7	2	0	0
I	0	0	0	0	0	0	0	0
II	0	0	0	0	0	0	0	0
III	0	18	0	0	0	0	0	0
IV-A	79	12	4	0	4	0	0	0
IV-B	33	0	0	0	0	0	0	0
V	78	10	0	0	0	0	0	0
VI	37	40	1	0	8	0	0	0
VII	2	43	79	6	75	0	0	0
VIII	175	10	36	0	0	0	0	0
IX	0	1	0	0	0	0	0	0
X	17	4	0	0	0	0	0	0
XI	0	4	0	0	0	0	0	0
XII	0	0	0	0	0	1	0	0
XIII	57	0	0	0	0	0	0	0
ARMM	0	0	0	0	0	0	0	0
Total	484	163	120	6	94	3	0	0

Amid the measures in place due to MGCQ, and GCQ, 163 out of 172 (95%) cargo ships still operated normally – are 6 container ships, 83 LCT ships, 64 oil tankers and 10 Roro cargo ships.

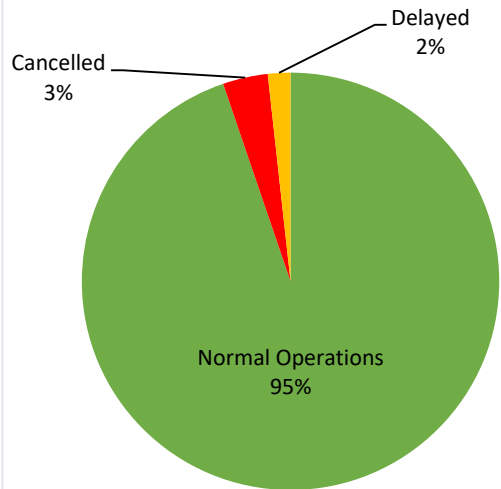
Four hundred and eighty-four (484) passenger ships completed their voyage – 413 conventional passenger ships, 69 RoPax ships and 2 fast craft ferry completed their operations but mostly only carried cargoes during their voyage.

Meanwhile out of the 698 passenger ships, 31% were affected by the measures adopted in view of COVID-19. These measures caused either the cancellation, delay, or uncompleted operations of 214 passenger ships.

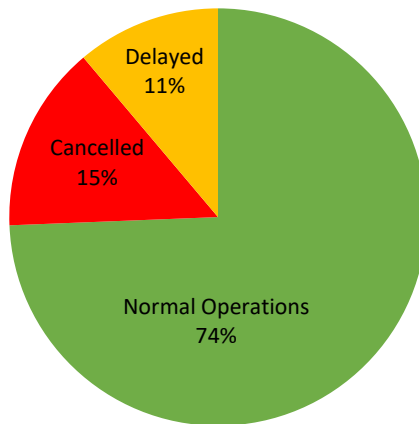
PASSENGER Ship Operations



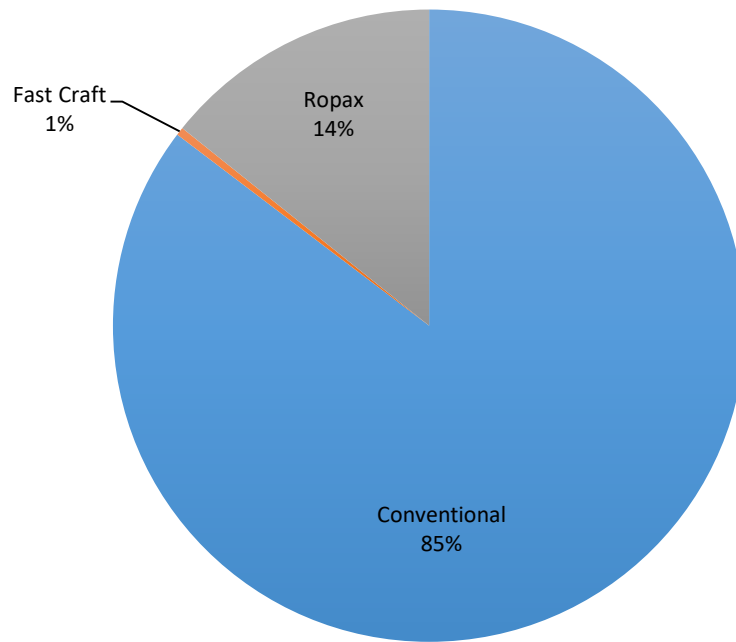
CARGO Ship Operations



PASSENGER and CARGO Ship Operations



Passenger Ship Types under Normal Operations



Cargo Ship Types under Normal Operations

