



MARITIME INDUSTRY AUTHORITY
WEEKLY SUMMARY SITUATION REPORT - Summary 27
 Passenger and Cargo Shipping Operations on September 18 to 24, 2020
 in areas under MGCQ and GCQ
Data generated on September 18 to 24, 2020, 3:00 PM

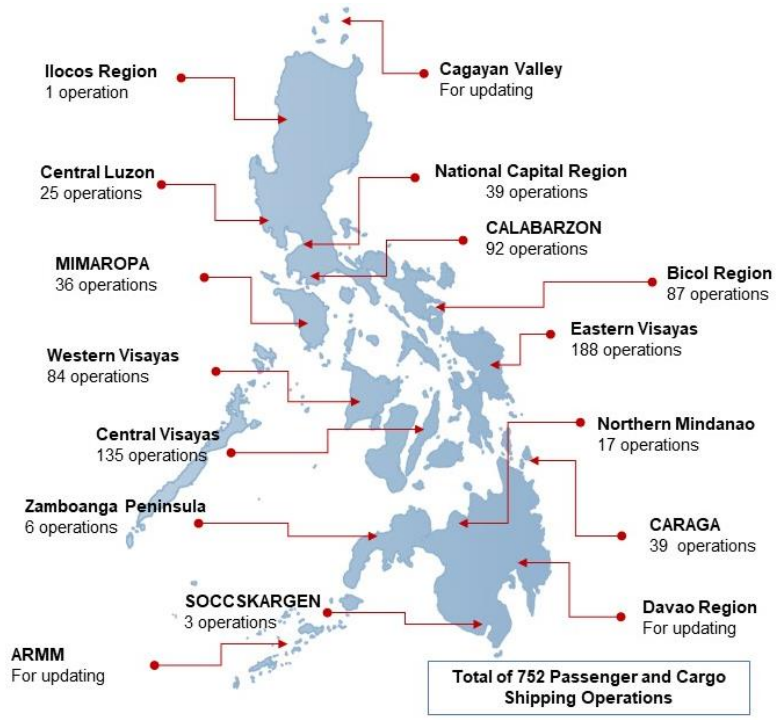
HIGHLIGHTS

- Seventy-five percent (75%) of passenger and cargo shipping operations were completed in accordance with the ships' CPC.
- Twenty-five percent (25%) of the shipping operations were affected due to the measures implemented in view Code Red Sublevel 2 for the COVID-19.
- Operations of passenger ships were more affected compared to cargo ships. 89% of the cargo shipping operations were completed under normal conditions compared to passenger ships at 72%.
- Daily average passenger and cargo ship operations are 140 completed under normal conditions, 27 cancelled trips, 22 delayed and 0 not completed voyage.
- **With cargo shipping still operational, transport of goods amid MGCQ, and GCQ is assured.**

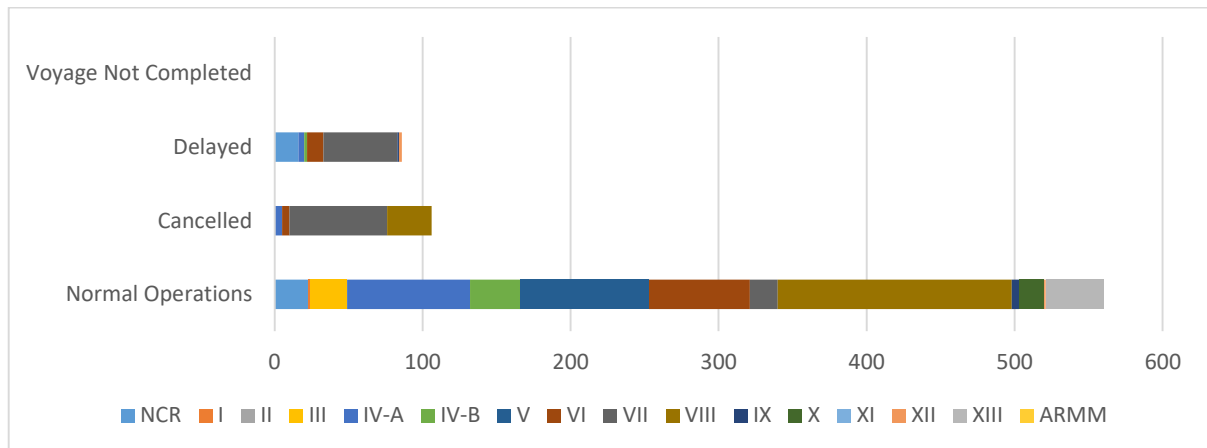
PASSENGER AND CARGO SHIPPING IN NUMBERS
 September 18 to 24, 2020

- 752** Shipping Operations Recorded
- 632** Passenger Ships Operated
- 120** Cargo Ships Operated
- 560** Ships Operated Normally
- 106** Operations Cancelled
- 86** Operations Delayed
- 0** Operation Uncompleted

PASSENGER AND CARGO SHIPPING OPERATIONS IN THE PHILIPPINES IN AREAS UNDER MGCQ and GCQ



I. STATUS OF SHIPPING OPERATIONS NATIONWIDE



On September 18 to 24, 2020, there were 752 passenger and cargo shipping operations conducted wherein 560 or 75% were completed in accordance with their Certificate of Public Convenience (CPC).

Out of the 560 operations completed under normal conditions, the reported movements were mostly in the Eastern Visayas Region at 28% and Central Visayas Region at 16%.

Meanwhile, 14% of the passenger and cargo shipping operations were cancelled, all due to the community quarantine measures imposed by the different local government units governing the ships' ports of destination. Mostly affected were operations in the Central Visayas and Eastern Visayas Regions.

Seventy-eight (78) passenger ships or 12% encountered delays due to the additional measures adopted in view of COVID-19 such as temperature screening and inspections.

Lastly, no passenger and cargo shipping operations were not completed at the time of reporting, as the respective ships were still underway.

II. STATUS OF SHIPPING OPERATIONS BY CLASSIFICATION

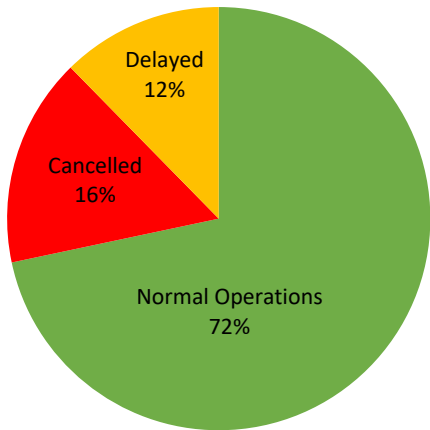
Region	Normal Operations		Cancelled		Delayed		Not Completed	
	Passenger	Cargo	Passenger	Cargo	Passenger	Cargo	Passenger	Cargo
NCR	3	20	0	0	12	4	0	0
I	0	1	0	0	0	0	0	0
II	0	0	0	0	0	0	0	0
III	0	25	0	0	0	0	0	0
IV-A	74	9	5	0	4	0	0	0
IV-B	28	6	0	0	1	1	0	0
V	81	6	0	0	0	0	0	0
VI	67	1	5	0	10	1	0	0
VII	0	19	61	5	50	0	0	0
VIII	153	5	30	0	0	0	0	0
IX	0	5	0	0	1	0	0	0
X	12	5	0	0	0	0	0	0
XI	0	0	0	0	0	0	0	0
XII	0	1	0	0	0	2	0	0
XIII	35	4	0	0	0	0	0	0
ARMM	0	0	0	0	0	0	0	0
Total	453	107	101	5	78	8	0	0

Amid the measures in place due to MGCQ, and GCQ, 107 out of 120 (89%) cargo ships still operated normally – are 2 chemical tanker, 5 container ships, 10 LCT ships, 76 oil tankers and 14 Roro cargo ships.

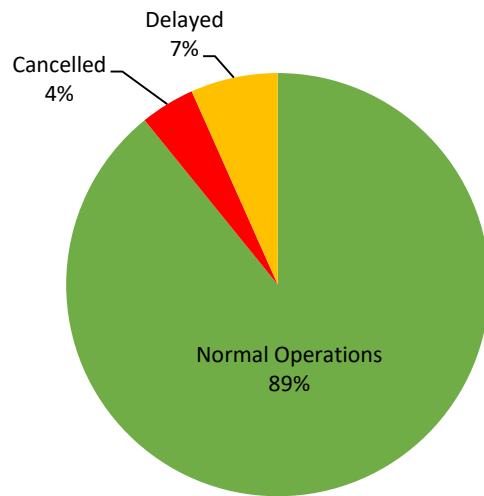
Four hundred and fifty-three (453) passenger ships completed their voyage – 372 conventional passenger ships, 81 RoPax ships and 0 fast craft ferry completed their operations but mostly only carried cargoes during their voyage.

Meanwhile out of the 632 passenger ships, 28% were affected by the measures adopted in view of COVID-19. These measures caused either the cancellation, delay, or uncompleted operations of 179 passenger ships.

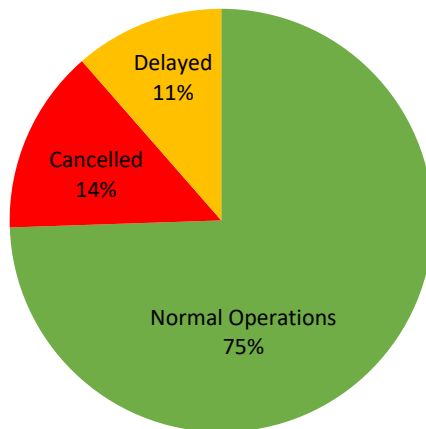
PASSENGER Ship Operations



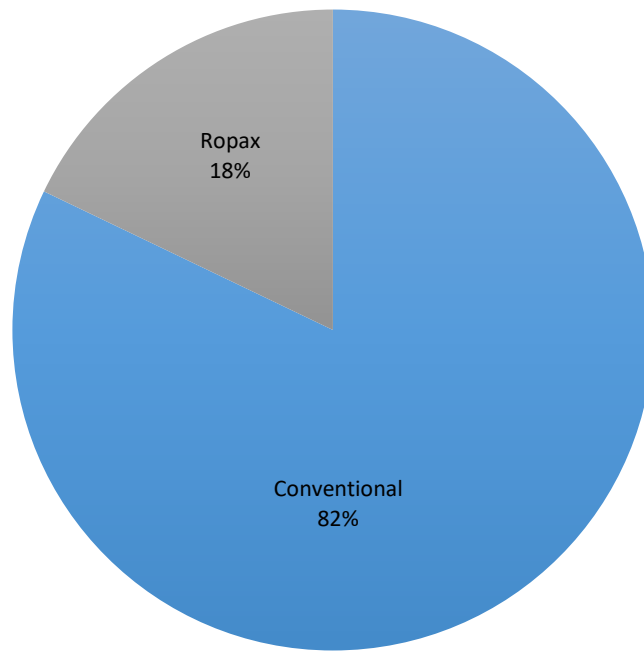
CARGO Ship Operations



PASSENGER and CARGO Ship Operations



Passenger Ship Types under Normal Operations



Cargo Ship Types under Normal Operations

