



MARITIME INDUSTRY AUTHORITY SITUATION REPORT - 204

Passenger and Cargo Shipping Operations on October 13, 2020
in areas under MGCQ and GCQ

Data generated on October 13, 2020, 3:00 PM

HIGHLIGHTS

- Ninety-two percent (92%) of passenger and cargo shipping operations were completed in accordance with the ships' CPC.
- Eight percent (8%) of the shipping operations were affected due to the measures implemented in view Code Red Sublevel 2 for the COVID-19.
- Operations of passenger ships were more affected compared to cargo ships. 100% of the cargo shipping operations were completed under normal conditions compared to passenger ships at 92%.
- **With cargo shipping still operational, transport of goods amid MGCQ, and GCQ is assured.**

PASSENGER AND CARGO SHIPPING IN NUMBERS

October 13, 2020

114 Shipping Operations Recorded

113 Passenger Ships Operated

1 Cargo Ships Operated

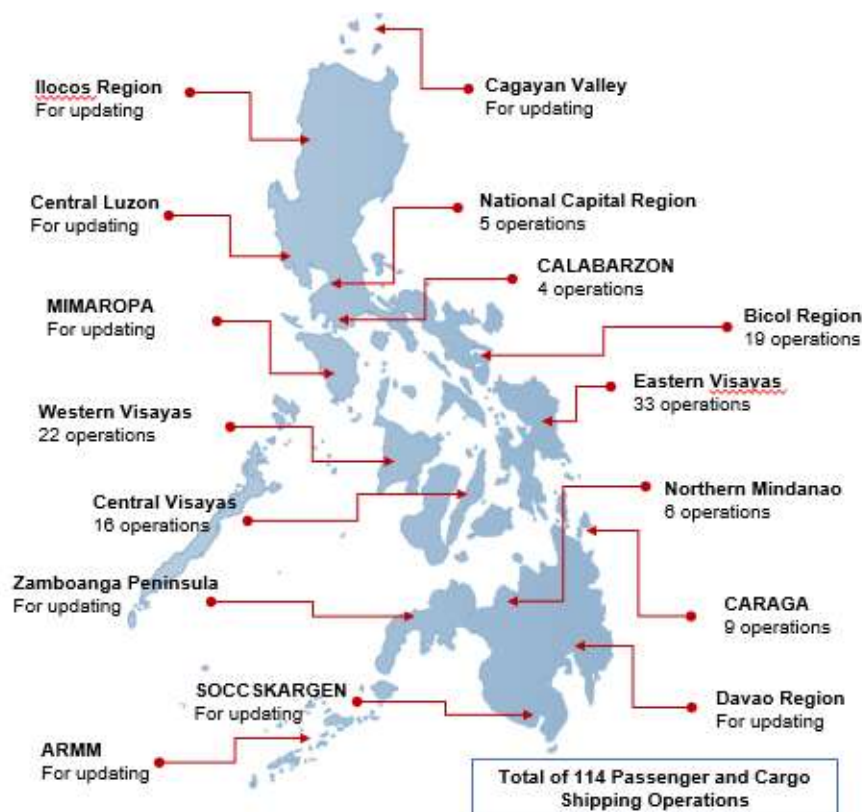
105 Ships Operated Normally

1 Operations Cancelled

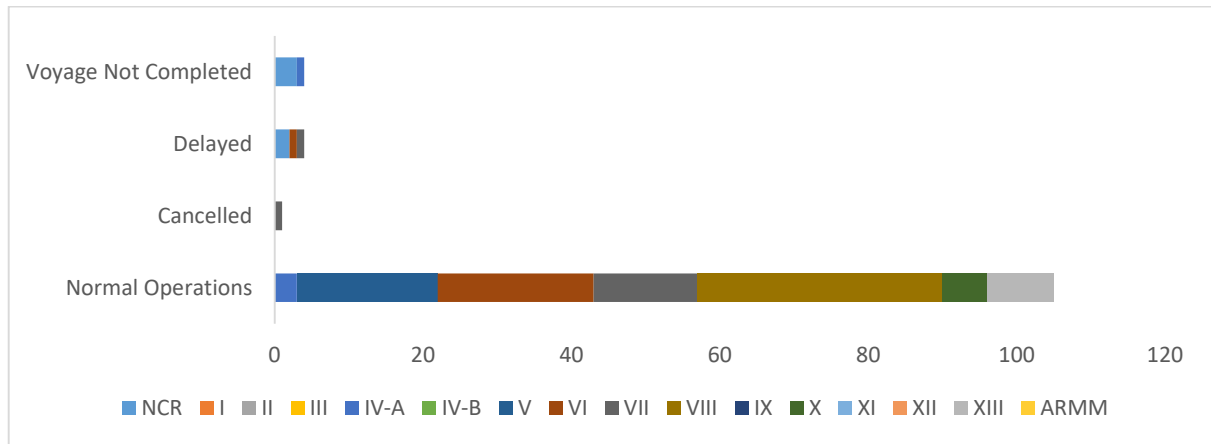
4 Operations Delayed

4 Operation Uncompleted

PASSENGER AND CARGO SHIPPING OPERATIONS IN THE PHILIPPINES IN AREAS UNDER MGCQ and GCQ



I. STATUS OF SHIPPING OPERATIONS NATIONWIDE



On October 13, 2020, there were 114 passenger and cargo shipping operations conducted wherein 105 or 92% were completed in accordance with their Certificate of Public Convenience (CPC).

Out of the 105 operations completed under normal conditions, the reported movements were mostly in the Eastern Visayas Region at 31% and Western Visayas Region at 20%.

Meanwhile, 1% of the passenger and cargo shipping operations were cancelled, all due to the community quarantine measures imposed by the different local government units governing the ships' ports of destination. Mostly affected was operations in the Central Visayas Region.

Four (4) passenger ship or 4% encountered delays due to the additional measures adopted in view of COVID-19 such as temperature screening and inspections.

Lastly, no passenger and cargo shipping operation was not completed at the time of reporting.

II. STATUS OF SHIPPING OPERATIONS BY CLASSIFICATION

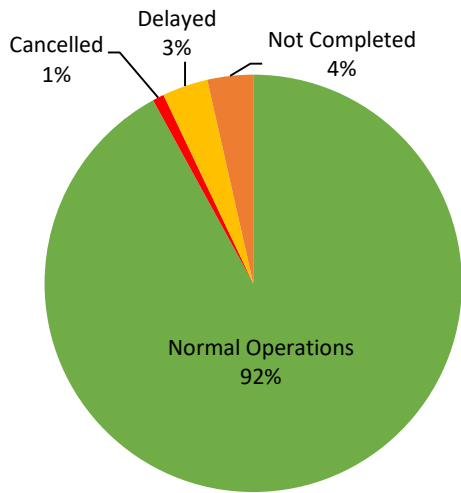
Region	Normal Operations		Cancelled		Delayed		Not Completed	
	Passenger	Cargo	Passenger	Cargo	Passenger	Cargo	Passenger	Cargo
NCR	-	-	-	-	2	-	3	-
I	-	-	-	-	-	-	-	-
II	-	-	-	-	-	-	-	-
III	-	-	-	-	-	-	-	-
IV-A	3	-	-	-	-	-	1	-
IV-B	-	-	-	-	-	-	-	-
V	18	1	-	-	-	-	-	-
VI	21	-	-	-	1	-	-	-
VII	14	-	1	-	1	-	-	-
VIII	33	-	-	-	-	-	-	-
IX	0	-	-	-	-	-	-	-
X	6	-	-	-	-	-	-	-
XI	-	-	-	-	-	-	-	-
XII	-	-	-	-	-	-	-	-
XIII	9	-	-	-	-	-	-	-
ARMM	-	-	-	-	-	-	-	-
Total	104	1	1	0	4	-	4	-

Amid the measures in place due to MGCQ, and GCQ, 1 out of 1 (100%) cargo ships still operated normally – are 1 LCT ship.

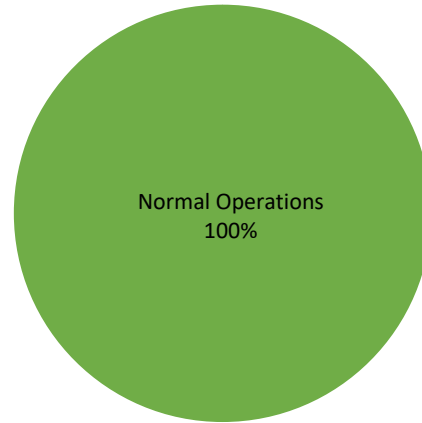
One hundred four (104) passenger ships completed their voyage – 95 conventional passenger ships, and 9 RoPax ships completed their operations but mostly only carried cargoes during their voyage.

Meanwhile out of the 113 passenger ships, 8% were affected by the measures adopted in view of COVID-19. These measures caused either the cancellation, delay, or uncompleted operations of 9 passenger ships.

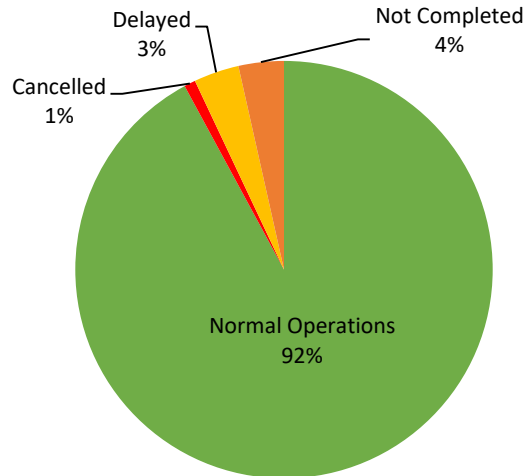
PASSENGER Ship Operations



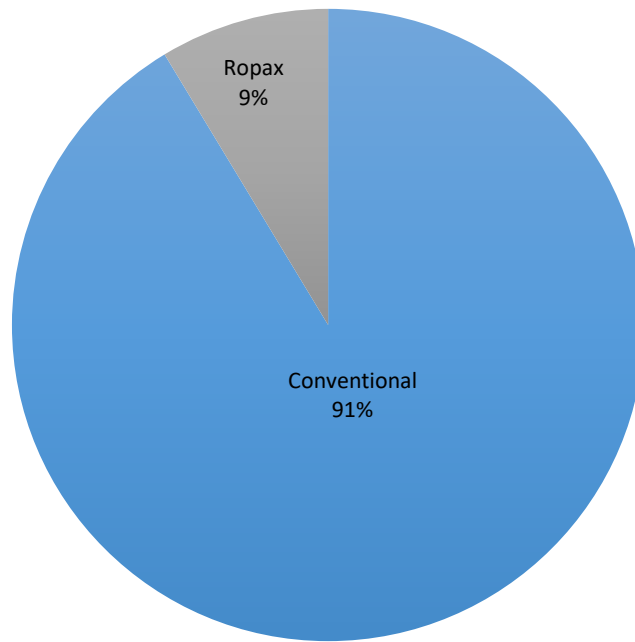
CARGO Ship Operations



PASSENGER and CARGO Ship Operations



Passenger Ship Types under Normal Operations



Cargo Ship Types under Normal Operations

