



MARITIME INDUSTRY AUTHORITY SITUATION REPORT - 205

Passenger and Cargo Shipping Operations on October 14, 2020
in areas under MGCQ and GCQ

Data generated on October 14, 2020, 3:00:00 PM

HIGHLIGHTS

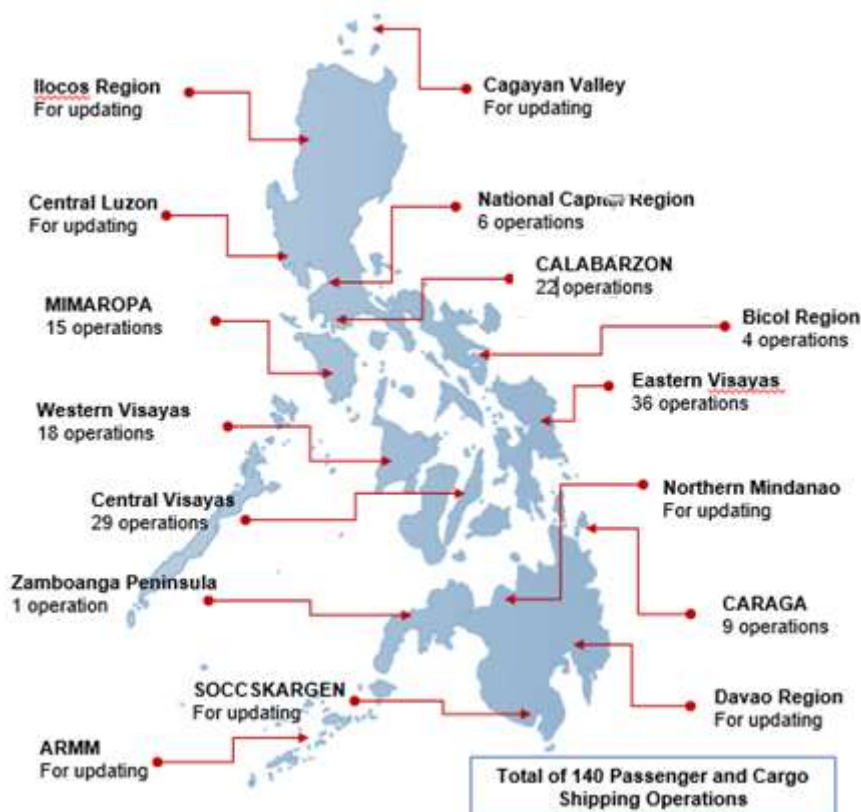
- Seventy-seven percent (77%) of passenger and cargo shipping operations were completed in accordance with the ships' CPC.
- Thirty-three percent (23%) of the shipping operations were affected due to the measures implemented in view Code Red Sublevel 2 for the COVID-19.
- Operations of cargo ships were more affected compared to passenger ships. 33% of the cargo shipping operations were completed under normal conditions compared to passenger ships at 78%.
- With cargo shipping still operational, transport of goods amid MGCQ, and GCQ is assured.**

PASSENGER AND CARGO SHIPPING IN NUMBERS

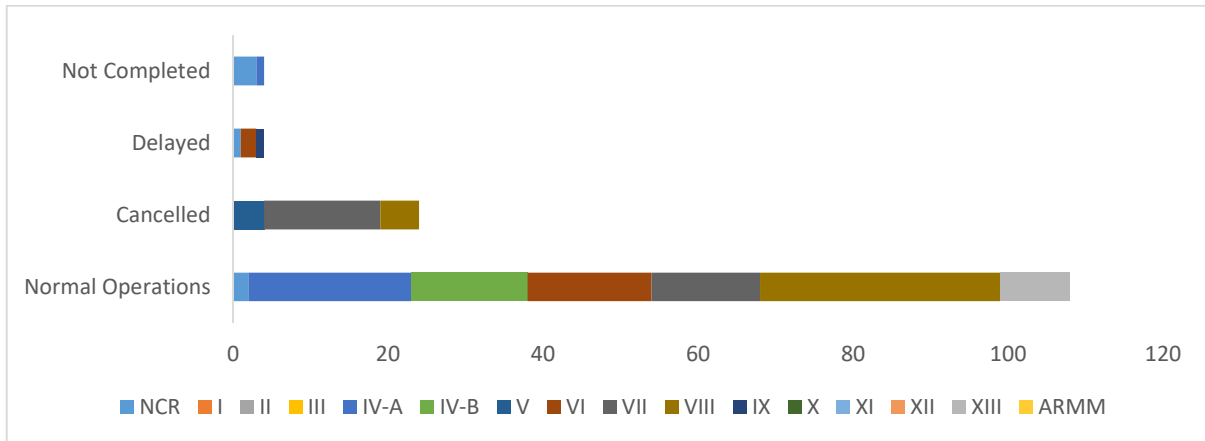
October 14, 2020

- 140** Shipping Operations Recorded
- 137** Passenger Ships Operated
- 3** Cargo Ships Operated
- 108** Ships Operated Normally
- 24** Operations Cancelled
- 4** Operations Delayed
- 4** Operation Uncompleted

PASSENGER AND CARGO SHIPPING OPERATIONS IN THE PHILIPPINES IN AREAS UNDER MGCQ and GCQ



I. STATUS OF SHIPPING OPERATIONS NATIONWIDE



On October 14, 2020, there were 140 passenger and cargo shipping operations conducted wherein 108 or 77% were completed in accordance with their Certificate of Public Convenience (CPC).

Out of the 108 operations completed under normal conditions, the reported movements were mostly in the Eastern Visayas Region at 29% and Central Visayas Region at 19%.

Meanwhile, 17% of the passenger and cargo shipping operations were cancelled, all due to the community quarantine measures imposed by the different local government units governing the ships' ports of destination. Mostly affected were operations in the Central Visayas and Eastern Visayas Regions.

Three (3) passenger ships or 2% encountered delays due to the additional measures adopted in view of COVID-19 such as temperature screening and inspections.

Lastly, four (4) passenger shipping operations was not completed at the time of reporting, as the respective ships were still underway.

II. STATUS OF SHIPPING OPERATIONS BY CLASSIFICATION

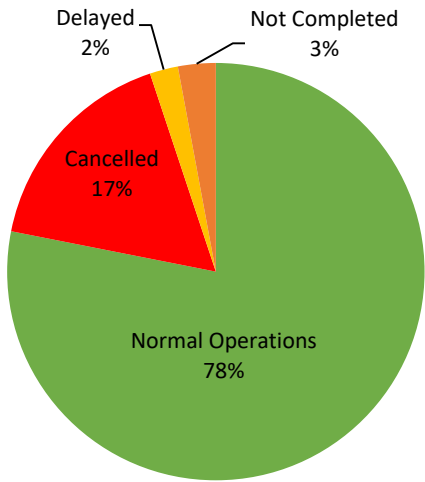
Region	Normal Operations		Cancelled		Delayed		Not Completed	
	Passenger	Cargo	Passenger	Cargo	Passenger	Cargo	Passenger	Cargo
NCR	1	1	-	-	-	1	3	-
I	-	-	-	-	-	-	-	-
II	-	-	-	-	-	-	-	-
III	-	-	-	-	-	-	-	-
IV-A	21	-	-	-	-	-	1	-
IV-B	15	-	-	-	-	-	-	-
V	-	-	4	-	-	-	-	-
VI	16	-	-	-	2	-	-	-
VII	14	-	14	1	-	-	-	-
VIII	31	-	5	-	-	-	-	-
IX	-	-	-	-	1	-	-	-
X	-	-	-	-	-	-	-	-
XI	-	-	-	-	-	-	-	-
XII	-	-	-	-	-	-	-	-
XIII	9	-	-	-	-	-	-	-
ARMM	-	-	-	-	-	-	-	-
Total	107	1	23	1	3	1	4	0

Amid the measures in place due to MGCQ, and GCQ, 1 out of 3 (33%) cargo ships still operated normally – 1 container ship.

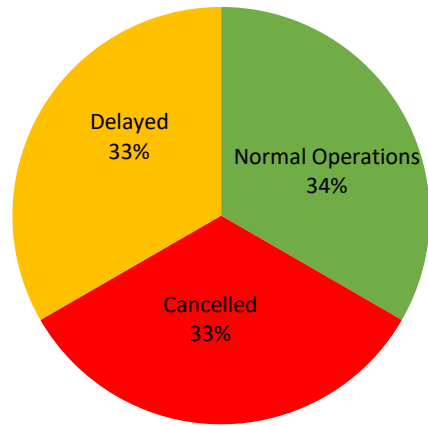
One hundred seven (107) passenger ships completed their voyage – 105 conventional passenger ships, and 2 RoPax ships completed their operations but mostly only carried cargoes during their voyage.

Meanwhile out of the 137 passenger ships, 22% were affected by the measures adopted in view of COVID-19. These measures caused either the cancellation, delay, or uncompleted operations of 30 passenger ships.

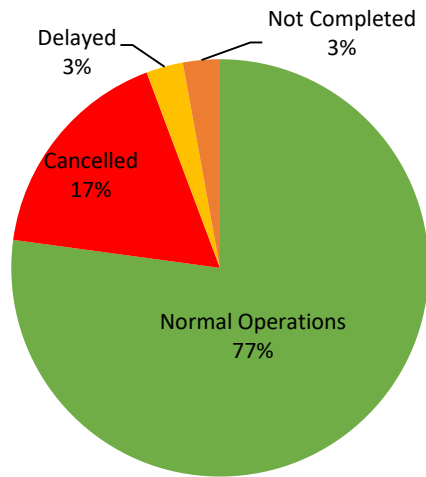
PASSENGER Ship Operations



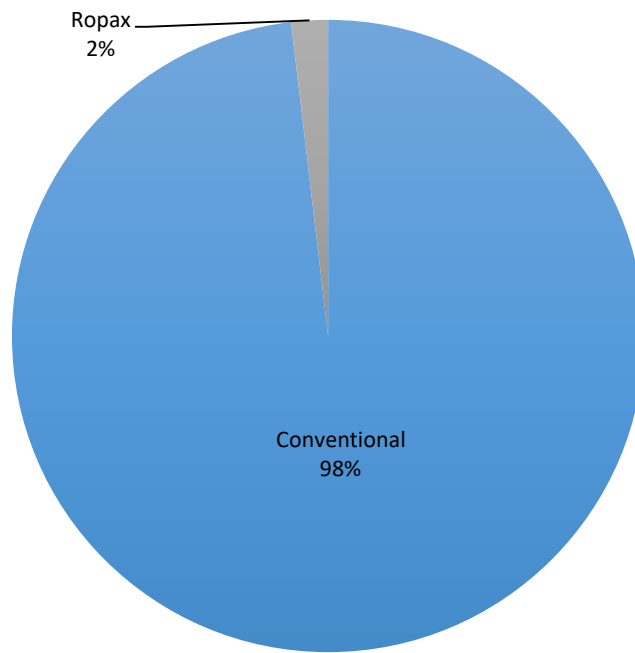
CARGO Ship Operations



PASSENGER and CARGO Ship Operations



Passenger Ship Types under Normal Operations



Cargo Ship Types under Normal Operations

