



MARITIME INDUSTRY AUTHORITY SITUATION REPORT - 206

Passenger and Cargo Shipping Operations on October 15, 2020
in areas under MGCQ and GCQ

Data generated on October 15, 2020, 3:00 PM

HIGHLIGHTS

- Sixty-eight percent (68%) of passenger and cargo shipping operations were completed in accordance with the ships' CPC.
- Thirty-two percent (32%) of the shipping operations were affected due to the measures implemented in view Code Red Sublevel 2 for the COVID-19.
- Operations of cargo ships were more affected compared to cargo ships. no cargo shipping operations were completed under normal conditions compared to passenger ships at 70%.
- **With cargo shipping still operational, transport of goods amid MGCQ, and GCQ is assured.**

PASSENGER AND CARGO SHIPPING IN NUMBERS

October 15, 2020

88 Shipping Operations Recorded

86 Passenger Ships Operated

2 Cargo Ships Operated

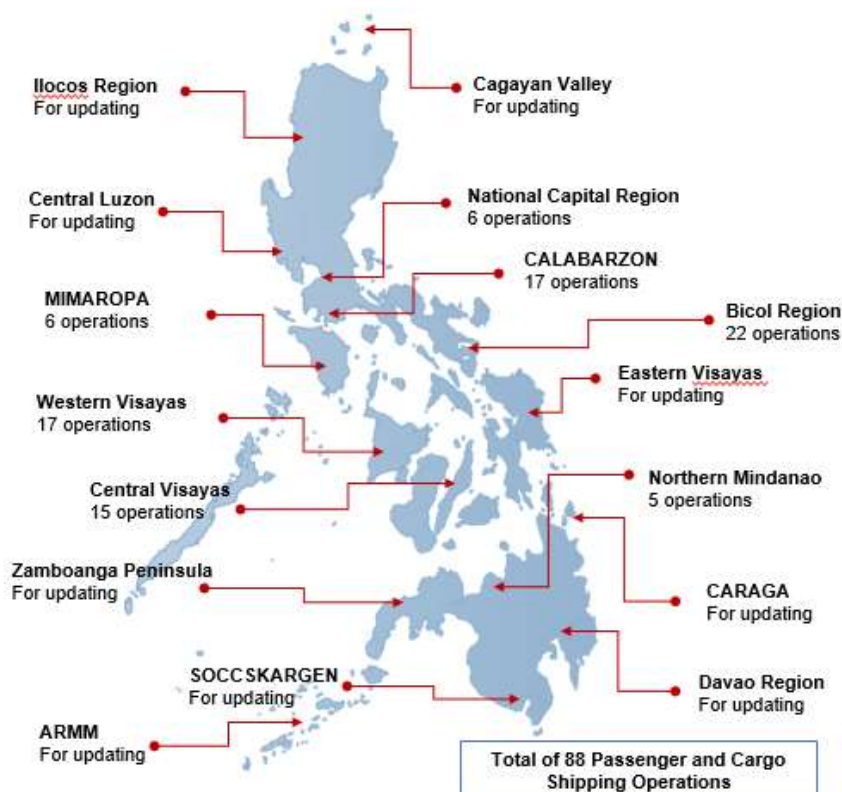
60 Ships Operated Normally

21 Operations Cancelled

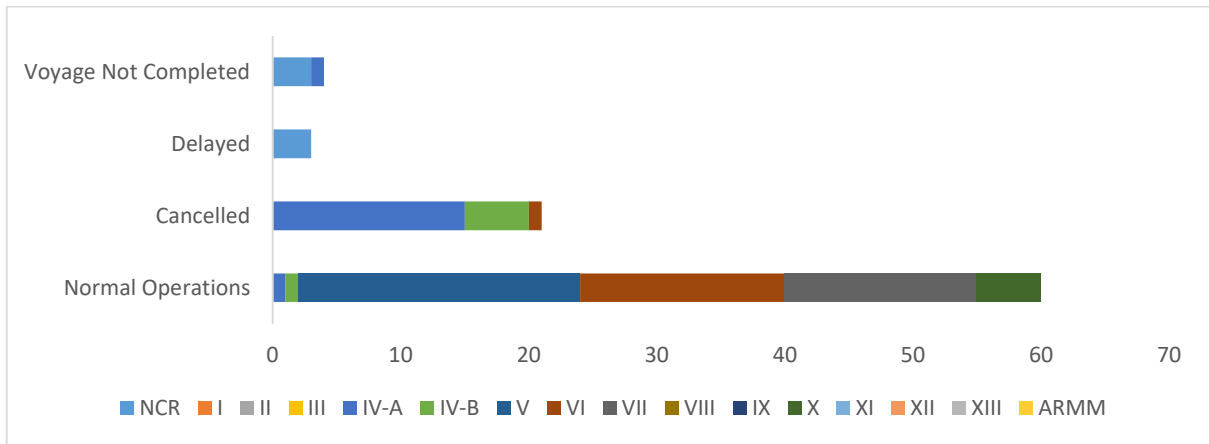
3 Operations Delayed

4 Operation Uncompleted

PASSENGER AND CARGO SHIPPING OPERATIONS IN THE PHILIPPINES IN AREAS UNDER MGCQ and GCQ



I. STATUS OF SHIPPING OPERATIONS NATIONWIDE



On October 15, 2020, there were 88 passenger and cargo shipping operations conducted wherein 60 or 68% were completed in accordance with their Certificate of Public Convenience (CPC).

Out of the 60 operations completed under normal conditions, the reported movements were mostly in the Bicol Region at 37% and Central Visayas Region at 27%.

Meanwhile, 24% of the passenger and cargo shipping operations were cancelled, all due to the community quarantine measures imposed by the different local government units governing the ships' ports of destination and with the recent typhoon. Mostly affected were operations in the Calabarzon Region and MIMAROPA Region.

One (1) passenger ship or 1% encountered delays due to the additional measures adopted in view of COVID-19 such as temperature screening and inspections.

Lastly, four (4) passenger shipping operation was not completed at the time of reporting.

II. STATUS OF SHIPPING OPERATIONS BY CLASSIFICATION

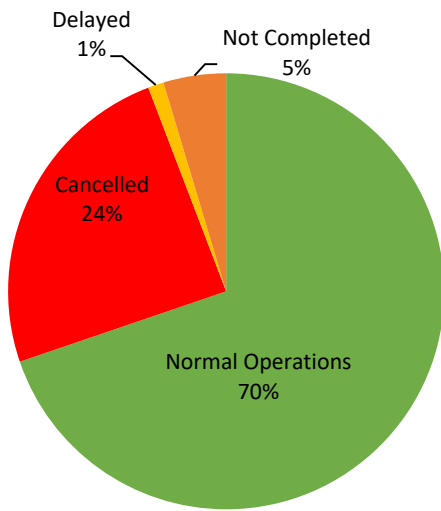
Region	Normal Operations		Cancelled		Delayed		Not Completed	
	Passenger	Cargo	Passenger	Cargo	Passenger	Cargo	Passenger	Cargo
NCR	-	-	-	-	1	2	3	-
I	-	-	-	-	-	-	-	-
II	-	-	-	-	-	-	-	-
III	-	-	-	-	-	-	-	-
IV-A	1	-	15	-	-	-	1	-
IV-B	1	-	5	-	-	-	-	-
V	22	-	-	-	-	-	-	-
VI	16	-	1	-	-	-	-	-
VII	15	-	-	-	-	-	-	-
VIII	-	-	-	-	-	-	-	-
IX	-	-	-	-	-	-	-	-
X	5	-	-	-	-	-	-	-
XI	-	-	-	-	-	-	-	-
XII	-	-	-	-	-	-	-	-
XIII	-	-	-	-	-	-	-	-
ARMM	-	-	-	-	-	-	-	-
Total	60	-	21	-	1	2	4	-

Amid the measures in place due to MGCQ, and GCQ, 0 out of 2 (%) cargo ships still operated normally – are 2 other cargoes.

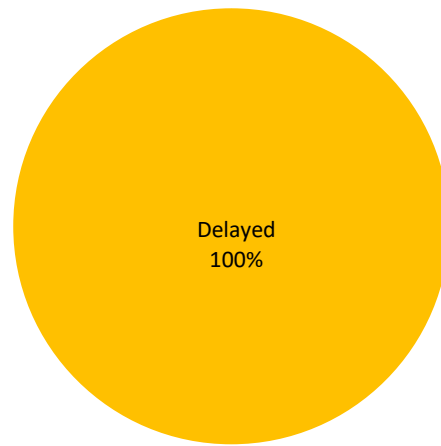
Sixty (60) passenger ships completed their voyage – 53 conventional passenger ships, and 7 RoPax ships completed their operations but mostly only carried cargoes during their voyage.

Meanwhile out of the 86 passenger ships, 30% were affected by the measures adopted in view of COVID-19. These measures caused either the cancellation, delay, or uncompleted operations of 26 passenger ships.

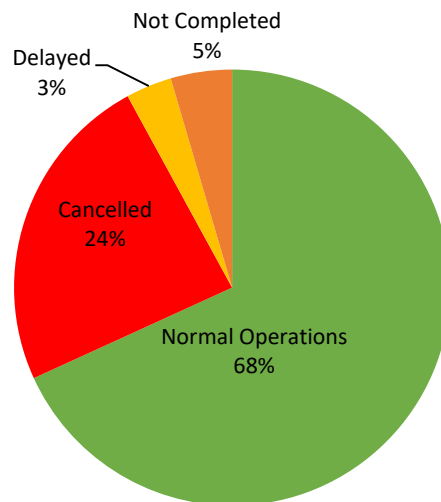
PASSENGER Ship Operations



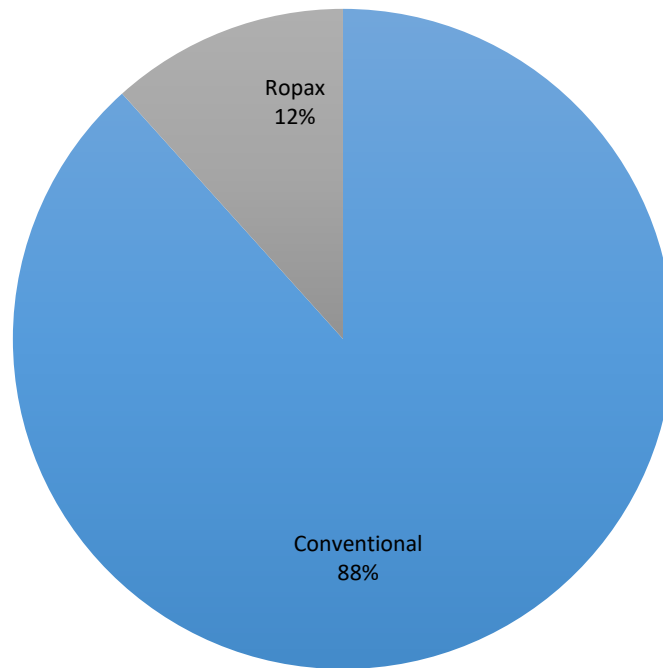
CARGO Ship Operations



PASSENGER and CARGO Ship Operations



Passenger Ship Types under Normal Operations



***No Cargo ships operated normally**