



MARITIME INDUSTRY AUTHORITY SITUATION REPORT - 213

Passenger and Cargo Shipping Operations on October 22, 2020
in areas under MGCQ and GCQ

Data generated on October 22, 2020, 3:00:00 PM

HIGHLIGHTS

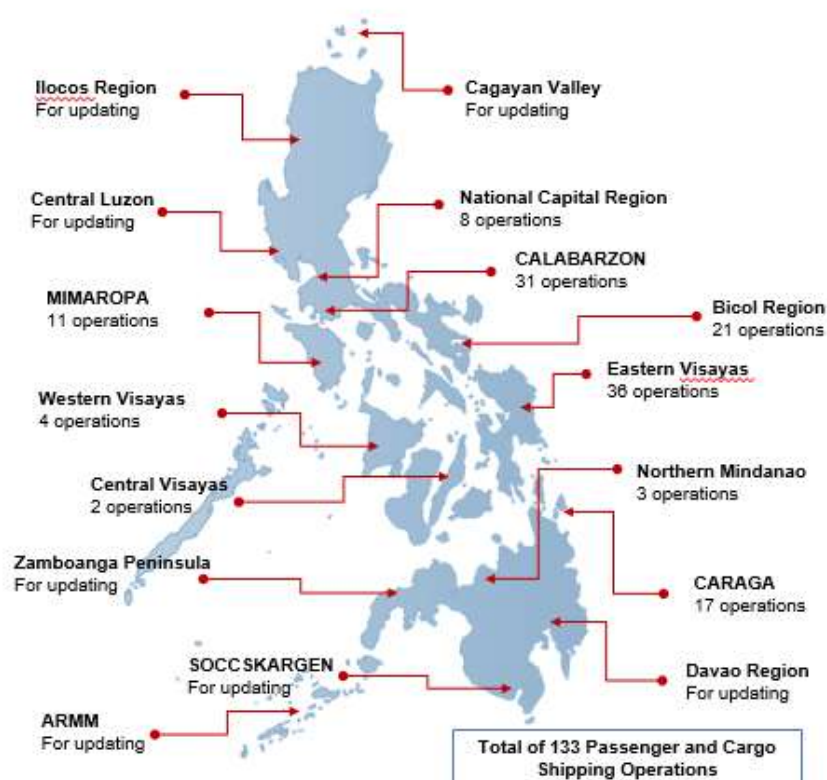
- Ninety-five percent (95%) of passenger and cargo shipping operations were completed in accordance with the ships' CPC.
- Five percent (5%) of the shipping operations were affected due to the measures implemented in view Code Red Sublevel 2 for the COVID-19.
- Operations of passenger ships were more affected compared to cargo ships. 100% of the cargo shipping operations were completed under normal conditions compared to passenger ships at 94%.
- **With cargo shipping still operational, transport of goods amid MGCQ, and GCQ is assured.**

PASSENGER AND CARGO SHIPPING IN NUMBERS

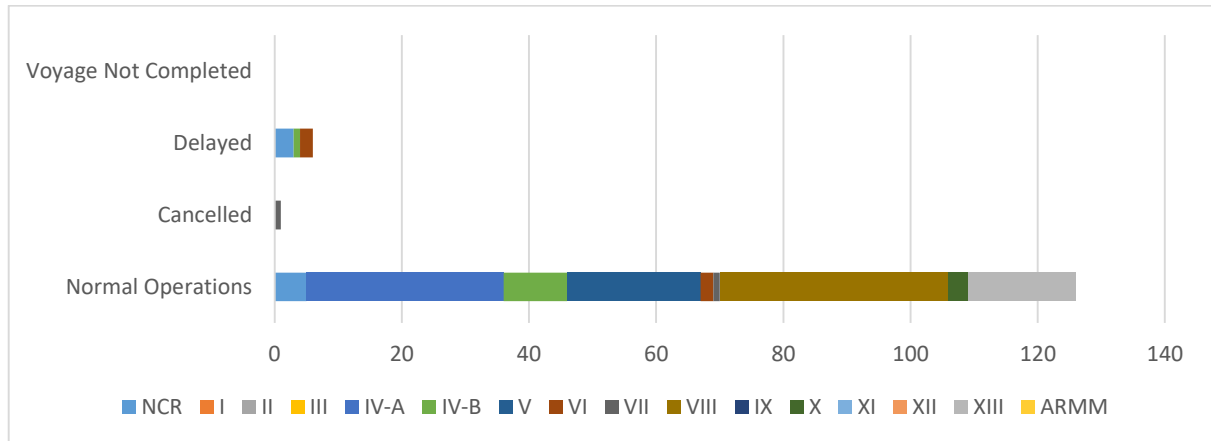
October 22, 2020

- 133** Shipping Operations Recorded
- 122** Passenger Ships Operated
- 11** Cargo Ships Operated
- 126** Ships Operated Normally
- 1** Operations Cancelled
- 6** Operations Delayed
- 0** Operation Uncompleted

PASSENGER AND CARGO SHIPPING OPERATIONS IN THE PHILIPPINES IN AREAS UNDER MGCQ and GCQ



I. STATUS OF SHIPPING OPERATIONS NATIONWIDE



On October 22, 2020, there were 133 passenger and cargo shipping operations conducted wherein 126 or 95% were completed in accordance with their Certificate of Public Convenience (CPC).

Out of the 126 operations completed under normal conditions, the reported movements were mostly in the Eastern Visayas Region at 29% and Calabarzon Region at 25%.

Meanwhile, 1% of the passenger and cargo shipping operations were cancelled, all due to the community quarantine measures imposed by the different local government units governing the ships' ports of destination. Mostly affected was operations in the Central Visayas Region.

Six (6) passenger ships or 5% encountered delays due to the additional measures adopted in view of COVID-19 such as temperature screening and inspections.

Lastly, no passenger and cargo shipping operations was not completed at the time of reporting.

II. STATUS OF SHIPPING OPERATIONS BY CLASSIFICATION

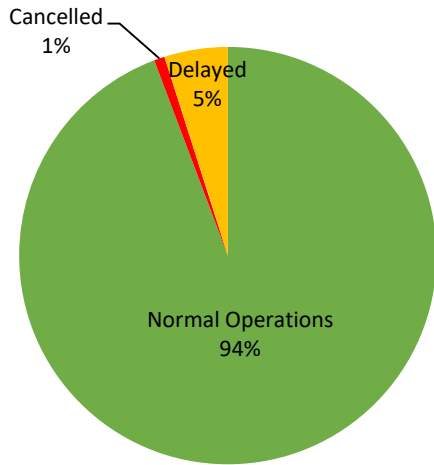
Region	Normal Operations		Cancelled		Delayed		Not Completed	
	Passenger	Cargo	Passenger	Cargo	Passenger	Cargo	Passenger	Cargo
NCR	-	5	-	-	3	-	-	-
I	-	-	-	-	-	-	-	-
II	-	-	-	-	-	-	-	-
III	-	-	-	-	-	-	-	-
IV-A	31	-	-	-	-	-	-	-
IV-B	10	-	-	-	1	-	-	-
V	20	1	-	-	-	-	-	-
VI	1	1	-	-	2	-	-	-
VII	-	1	1	-	-	-	-	-
VIII	36	-	-	-	-	-	-	-
IX	-	-	-	-	-	-	-	-
X	-	3	-	-	-	-	-	-
XI	-	-	-	-	-	-	-	-
XII	-	-	-	-	-	-	-	-
XIII	17	-	-	-	-	-	-	-
ARMM	-	-	-	-	-	-	-	-
Total	115	11	1	-	6	-	-	-

Amid the measures in place due to MGCQ, and GCQ, 11 out of 11 (100%) cargo ships still operated normally – are, 10 container ships, and 1 LCT ships.

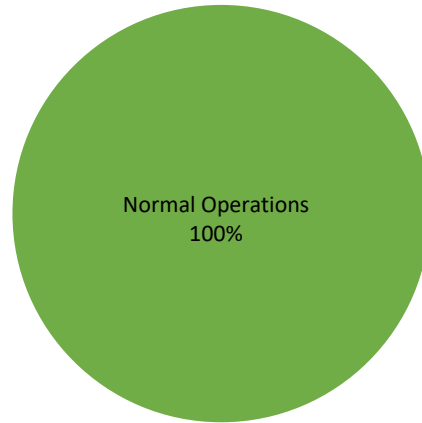
Fifty-eight (115) passenger ships completed their voyage – 103 conventional passenger ships, 10 RoPax ships and 2 Fast Craft Ferries completed their operations but mostly only carried cargoes during their voyage.

Meanwhile out of the 122 passenger ships, 6% were affected by the measures adopted in view of COVID-19. These measures caused either the cancellation, delay, or uncompleted operations of 7 passenger ships.

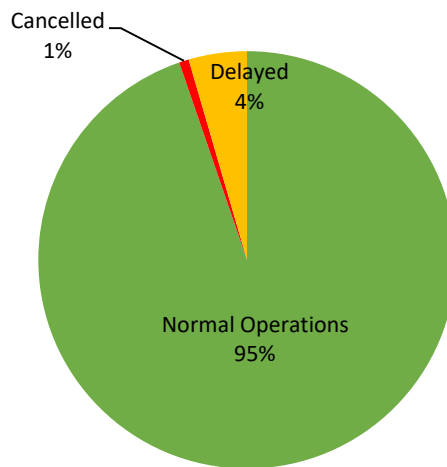
PASSENGER Ship Operations



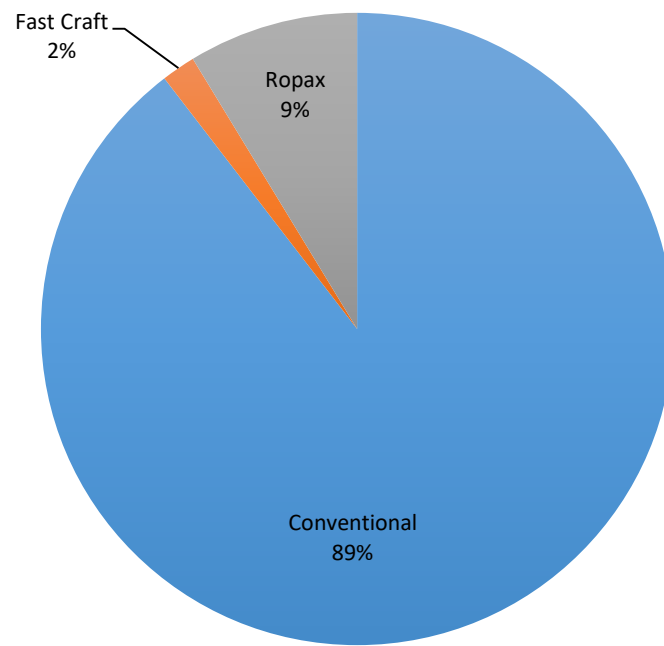
CARGO Ship Operations



PASSENGER and CARGO Ship Operations



Passenger Ship Types under Normal Operations



Cargo Ship Types under Normal Operations

