



MARITIME INDUSTRY AUTHORITY SITUATION REPORT -219

Passenger and Cargo Shipping Operations on October 28, 2020
in areas under MGCQ and GCQ

Data generated on October 28, 2020, 3:00 PM

HIGHLIGHTS

- Eighty-eight percent (88%) of passenger and cargo shipping operations were completed in accordance with the ships' CPC.
- Twelve percent (12%) of the shipping operations were affected due to the measures implemented in view Code Red Sublevel 2 for the COVID-19.
- Operations of passenger ships were more affected compared to cargo ships. 88% of the cargo shipping operations were completed under normal conditions compared to passenger ships at 87%.
- **With cargo shipping still operational, transport of goods amid MGCQ, and GCQ is assured.**

PASSENGER AND CARGO SHIPPING IN NUMBERS

October 28, 2020

150 Shipping Operations Recorded

125 Passenger Ships Operated

25 Cargo Ships Operated

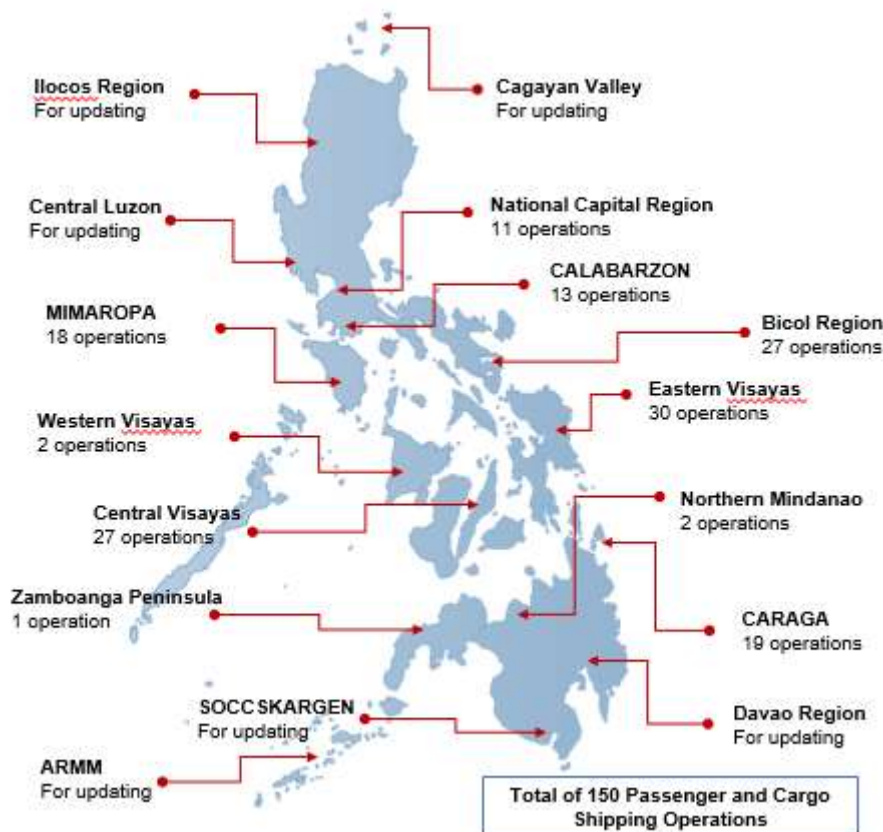
132 Ships Operated Normally

1 Operations Cancelled

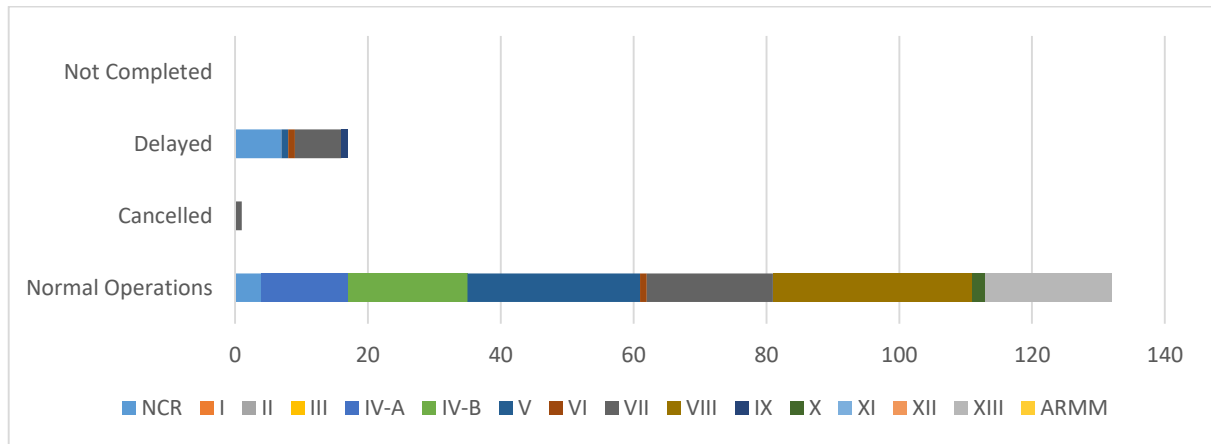
17 Operations Delayed

0 Operation Uncompleted

PASSENGER AND CARGO SHIPPING OPERATIONS IN THE PHILIPPINES IN AREAS UNDER MGCQ and GCQ



I. STATUS OF SHIPPING OPERATIONS NATIONWIDE



On October 28, 2020, there were 150 passenger and cargo shipping operations conducted wherein 132 or 88% were completed in accordance with their Certificate of Public Convenience (CPC).

Out of the 132 operations completed under normal conditions, the reported movements were mostly in the Eastern Visayas Region at 23% and both Central Visayas Region and Bicol Region at 20%.

Meanwhile, 1% of the passenger and cargo shipping operations were cancelled, all due to the community quarantine measures imposed by the different local government units governing the ships' ports of destination. Mostly affected were operations in the Central Visayas and Region.

Fourteen (14) passenger ships or 11% encountered delays due to the additional measures adopted in view of COVID-19 such as temperature screening and inspections.

Lastly, no passenger and cargo shipping operations were not completed at the time of reporting.

II. STATUS OF SHIPPING OPERATIONS BY CLASSIFICATION

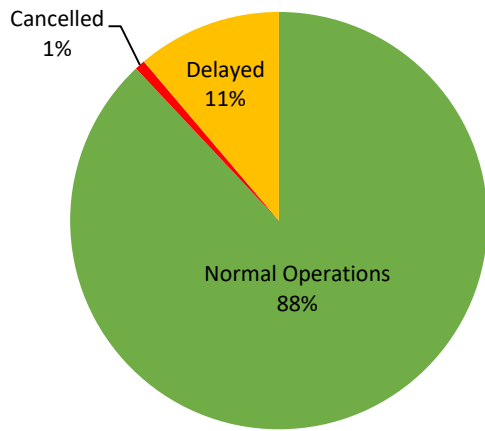
Region	Normal Operations		Cancelled		Delayed		Not Completed	
	Passenger	Cargo	Passenger	Cargo	Passenger	Cargo	Passenger	Cargo
NCR	-	4	-	-	5	2	-	-
I	-	-	-	-	-	-	-	-
II	-	-	-	-	-	-	-	-
III	-	-	-	-	-	-	-	-
IV-A	11	2	-	-	-	-	-	-
IV-B	16	2	-	-	-	-	-	-
V	23	3	-	-	1	-	-	-
VI	-	1	-	-	1	-	-	-
VII	12	7	1	-	7	-	-	-
VIII	30	-	-	-	-	-	-	-
IX	-	-	-	-	-	1	-	-
X	-	2	-	-	-	-	-	-
XI	-	-	-	-	-	-	-	-
XII	-	-	-	-	-	-	-	-
XIII	18	1	-	-	-	-	-	-
ARMM	-	-	-	-	-	-	-	-
Total	110	22	1	-	14	3	-	-

Amid the measures in place due to MGCQ, and GCQ, 22 out of 25 (88%) cargo ships still operated normally – are 8 container ships, and 14 LCT ships.

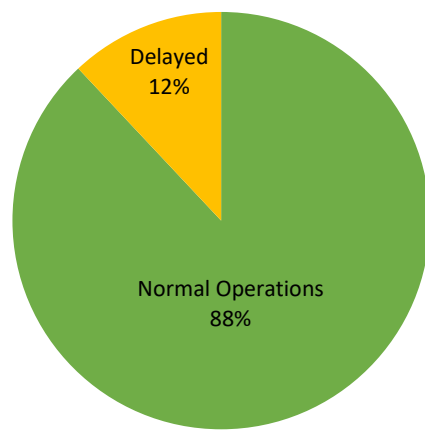
One hundred-ten (110) passenger ships completed their voyage – 94 conventional passenger ships, 9 RoPax ships and 7 fast craft ferry completed their operations but mostly only carried cargoes during their voyage.

Meanwhile out of the 125 passenger ships, 12% were affected by the measures adopted in view of COVID-19. These measures caused either the cancellation, delay, or uncompleted operations of 15 passenger ships.

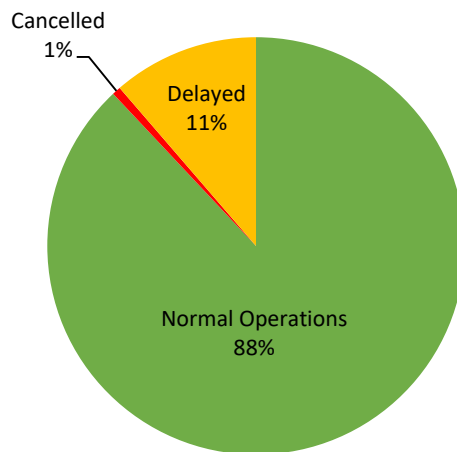
PASSENGER Ship Operations



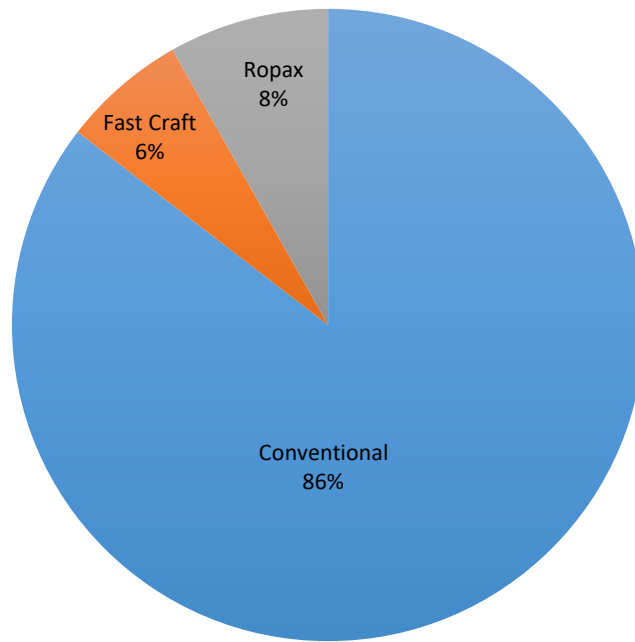
CARGO Ship Operations



PASSENGER and CARGO Ship Operations



Passenger Ship Types under Normal Operations



Cargo Ship Types under Normal Operations

