



MARITIME INDUSTRY AUTHORITY WEEKLY SUMMARY SITUATION REPORT - Summary 30

Passenger and Cargo Shipping Operations from October 09-15, 2020
in areas under MGCQ and GCQ

Data generated on October 09-15, 2020, 3:00 PM

HIGHLIGHTS

- Eighty-five percent (85%) of passenger and cargo shipping operations were completed in accordance with the ships' CPC.
- Fifteen percent (15%) of the shipping operations were affected due to the measures implemented in view Code Red Sublevel 2 for the COVID-19.
- Operations of passenger ships were more affected compared to cargo ships. 90% of the cargo shipping operations were completed under normal conditions compared to passenger ships at 84%.
- Daily average passenger and cargo ship operations are 164 completed under normal conditions, 20 cancelled trips, 5 delayed and 4 not completed voyage.
- **With cargo shipping still operational, transport of goods amid MGCQ, and GCQ is assured.**

PASSENGER AND CARGO SHIPPING IN NUMBERS

October 09-15, 2020

770 Shipping Operations Recorded

697 Passenger Ships Operated

73 Cargo Ships Operated

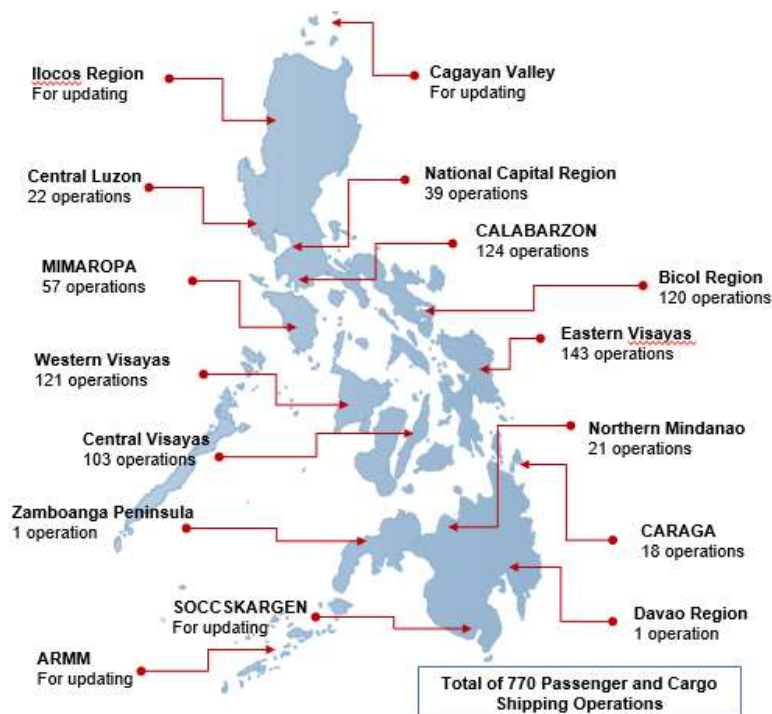
654 Ships Operated Normally

81 Operations Cancelled

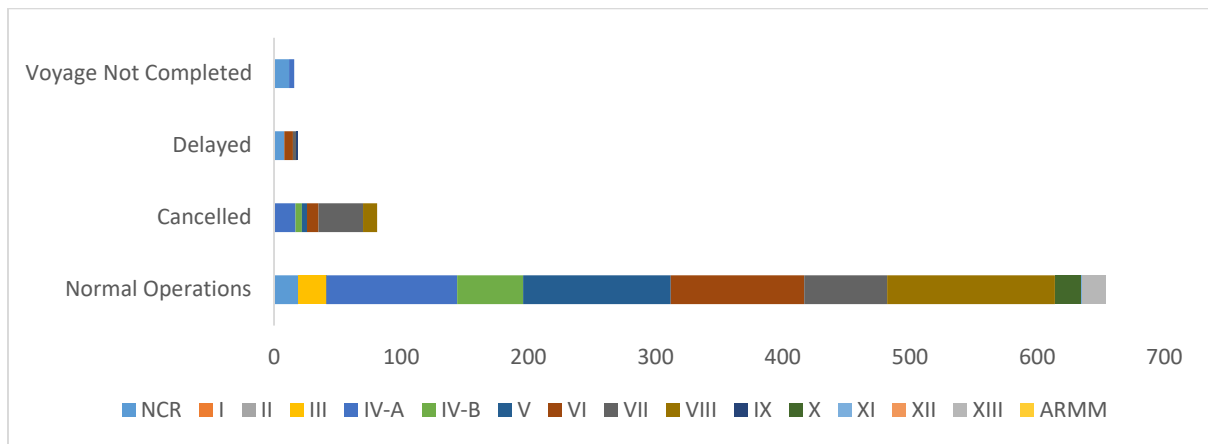
19 Operations Delayed

16 Operation Uncompleted

PASSENGER AND CARGO SHIPPING OPERATIONS IN THE PHILIPPINES IN AREAS UNDER MGCQ and GCQ



I. STATUS OF SHIPPING OPERATIONS NATIONWIDE



On October 09-15, 2020, there were 770 passenger and cargo shipping operations conducted wherein 654 or 85% were completed in accordance with their Certificate of Public Convenience (CPC).

Out of the 654 operations completed under normal conditions, the reported movements were mostly in the Eastern Visayas Region at 20% and Calabarzon Region at 18%.

Meanwhile, 11% of the passenger and cargo shipping operations were cancelled, all due to the community quarantine measures imposed by the different local government units governing the ships' ports of destination. Mostly affected were operations in the Central Visayas Region and Eastern Visayas Region.

Nineteen (19) passenger ships or 2% encountered delays due to the additional measures adopted in view of COVID-19 such as temperature screening and inspections.

Lastly, sixteen (16) passenger and cargo shipping operations were not completed at the time of reporting.

II. STATUS OF SHIPPING OPERATIONS BY CLASSIFICATION

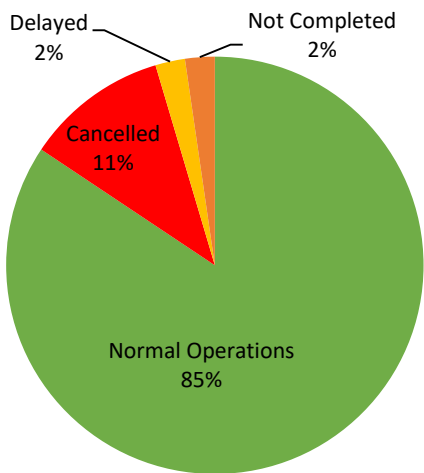
Region	Normal Operations		Cancelled		Delayed		Not Completed	
	Passenger	Cargo	Passenger	Cargo	Passenger	Cargo	Passenger	Cargo
NCR	3	16	-	-	5	3	12	0
I	-	-	-	-	-	-	-	-
II	-	-	-	-	-	-	-	-
III	-	22	-	-	-	-	-	-
IV-A	94	9	17	-	-	-	-	-
IV-B	49	3	5	-	-	-	-	-
V	111	5	4	-	-	-	-	-
VI	105	-	9	-	7	-	-	-
VII	55	10	31	4	3	-	-	-
VIII	132	-	11	-	-	-	-	-
IX	-	-	-	-	1	-	-	-
X	21	-	-	-	-	-	-	-
XI	-	1	-	-	-	-	-	-
XII	-	-	-	-	-	-	-	-
XIII	18	-	-	-	-	-	-	-
ARMM	-	-	-	-	-	-	-	-
Total	588	66	77	4	16	3	16	0

Amid the measures in place due to MGCQ, and GCQ, 66 out of 73 (90%) cargo ships still operated normally – are 10 container ships, 5 LCT ships, 45 oil tankers and 6 other cargo ships.

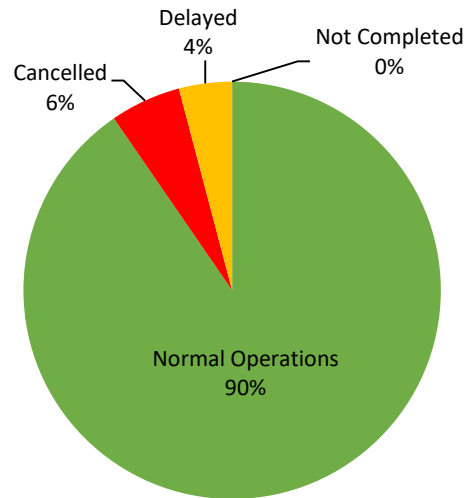
Five hundred Eighty eight (588) passenger ships completed their voyage – 529 conventional passenger ships, and 59 RoPax ships completed their operations but mostly only carried cargoes during their voyage.

Meanwhile out of the 697 passenger ships, 16% were affected by the measures adopted in view of COVID-19. These measures caused either the cancellation, delay, or uncompleted operations of 109 passenger ships.

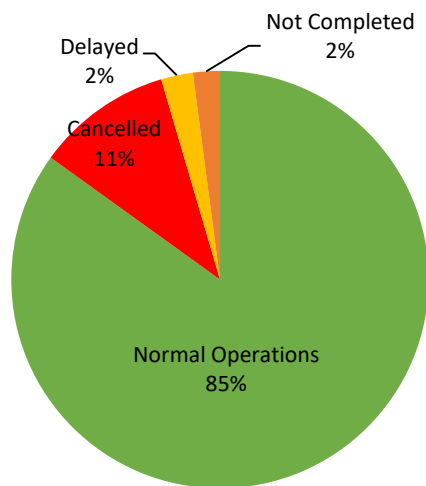
PASSENGER Ship Operations



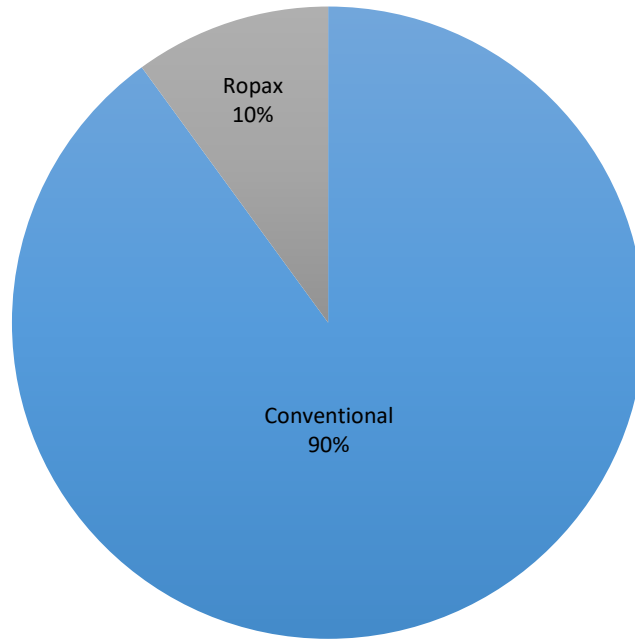
CARGO Ship Operations



PASSENGER and CARGO Ship Operations



Passenger Ship Types under Normal Operations



Cargo Ship Types under Normal Operations

