



MARITIME INDUSTRY AUTHORITY WEEKLY SUMMARY SITUATION REPORT - Summary 31

Passenger and Cargo Shipping Operations on October 16-22, 2020
in areas under MGCQ and GCQ

Data generated on October 16-22, 2020, 3:00 PM

HIGHLIGHTS

- Ninety-Four percent (94%) of passenger and cargo shipping operations were completed in accordance with the ships' CPC.
- Sixpercent (6%) of the shipping operations were affected due to the measures implemented in view Code Red Sublevel 2 for the COVID-19.
- Operations of cargo ships were more affected compared to cargo ships. 88% of the cargo shipping operations were completed under normal conditions compared to passenger ships at 94%.
- Daily average passenger and cargo ship operations are 173 completed under normal conditions, 3 cancelled trips, 9 delayed and 0 not completed voyage.
- **With cargo shipping still operational, transport of goods amid MGCQ, and GCQ is assured.**

PASSENGER AND CARGO SHIPPING IN NUMBERS

October 16-22, 2020

739 Shipping Operations Recorded

655 Passenger Ships Operated

84 Cargo Ships Operated

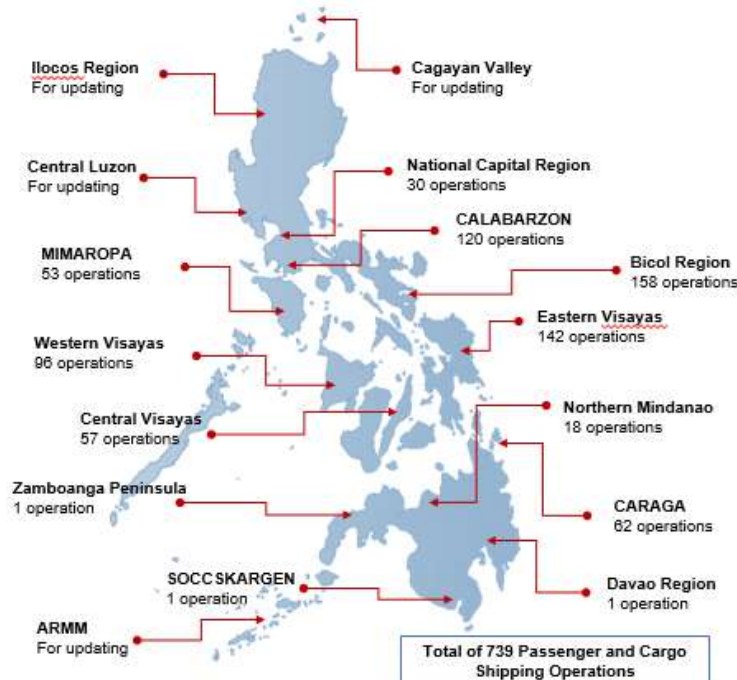
692 Ships Operated Normally

12 Operations Cancelled

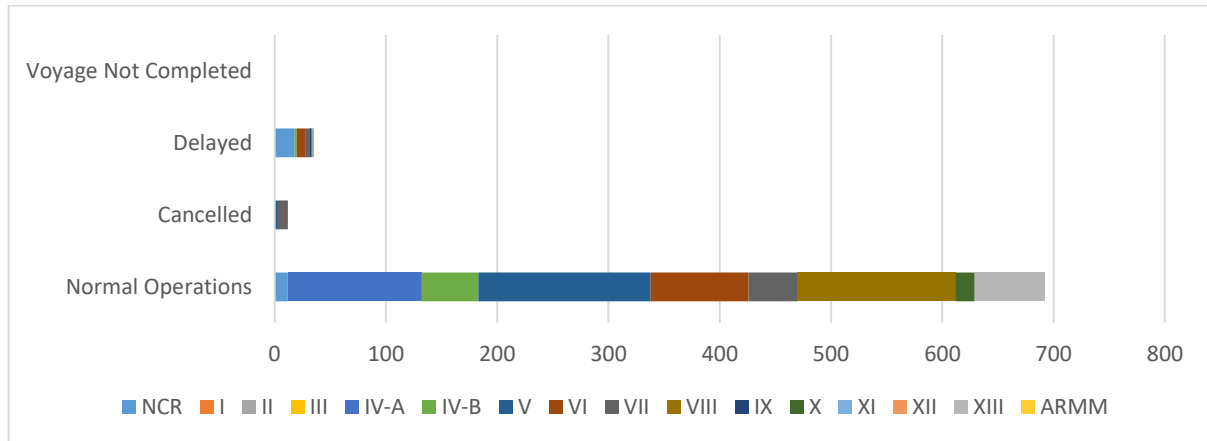
35 Operations Delayed

0 Operation Uncompleted

PASSENGER AND CARGO SHIPPING OPERATIONS IN THE PHILIPPINES IN AREAS UNDER MGCQ and GCQ



I. STATUS OF SHIPPING OPERATIONS NATIONWIDE



On October 16-22, 2020, there were 739 passenger and cargo shipping operations conducted wherein 692 or 94% were completed in accordance with their Certificate of Public Convenience (CPC).

Out of the 692 operations completed under normal conditions, the reported movements were mostly in the Bicol Region at 22% and Eastern Visayas Region at 21%.

Meanwhile, 2% of the passenger and cargo shipping operations were cancelled, all due to the community quarantine measures imposed by the different local government units governing the ships' ports of destination. Mostly affected were operations in the Central Visayas and Eastern Visayas Regions.

Twenty-seven (27) passenger ships or 4% encountered delays due to the additional measures adopted in view of COVID-19 such as temperature screening and inspections.

Lastly, no passenger and cargo shipping operations was not completed at the time of reporting.

II. STATUS OF SHIPPING OPERATIONS BY CLASSIFICATION

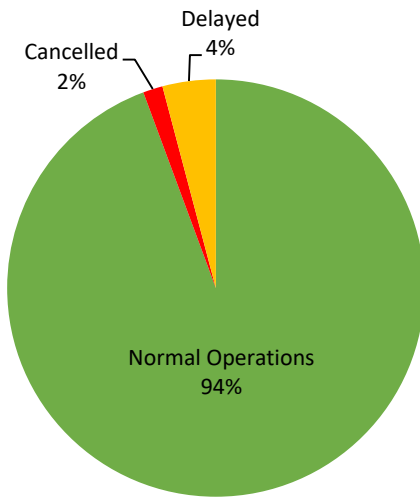
Region	Normal Operations		Cancelled		Delayed		Not Completed	
	Passenger	Cargo	Passenger	Cargo	Passenger	Cargo	Passenger	Cargo
NCR	3	9	-	-	13	5	-	-
I	-	-	-	-	-	-	-	-
II	-	-	-	-	-	-	-	-
III	-	-	-	-	-	-	-	-
IV-A	120	-	-	-	-	-	-	-
IV-B	51	-	-	-	2	-	-	-
V	134	21	3	-	-	-	-	-
VI	70	18	-	-	8	-	-	-
VII	24	20	7	2	3	1	-	-
VIII	142	-	-	-	-	-	-	-
IX	-	-	-	-	-	1	-	-
X	12	5	-	-	1	-	-	-
XI	-	1	-	-	-	-	-	-
XII	-	-	-	-	-	1	-	-
XIII	62	-	-	-	-	-	-	-
ARMM	-	-	-	-	-	-	-	-
Total	618	74	10	2	27	8	-	-

Amid the measures in place due to MGCQ, and GCQ, 74 out of 84 (88%) cargo ships still operated normally – are 17 container ships, 2 general cargo ships, 43 LCT ships, and 12 Roro cargo ships.

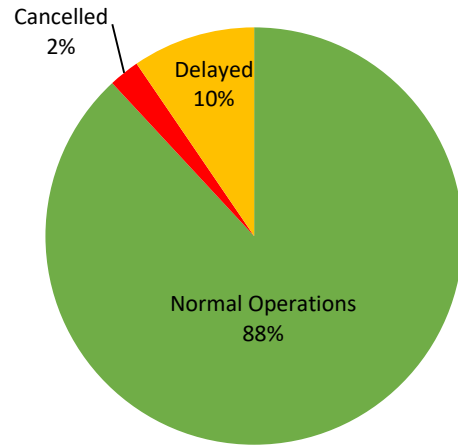
Six hundred Eighteen (618) passenger ships completed their voyage – 522 conventional passenger ships, 90 RoPax ships and 6 fast craft ferry completed their operations but mostly only carried cargoes during their voyage.

Meanwhile out of the 655 passenger ships, 6% were affected by the measures adopted in view of COVID-19. These measures caused either the cancellation, delay, or uncompleted operations of 37 passenger ships.

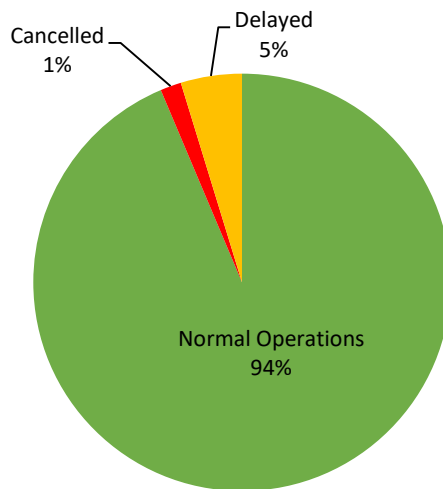
PASSENGER Ship Operations



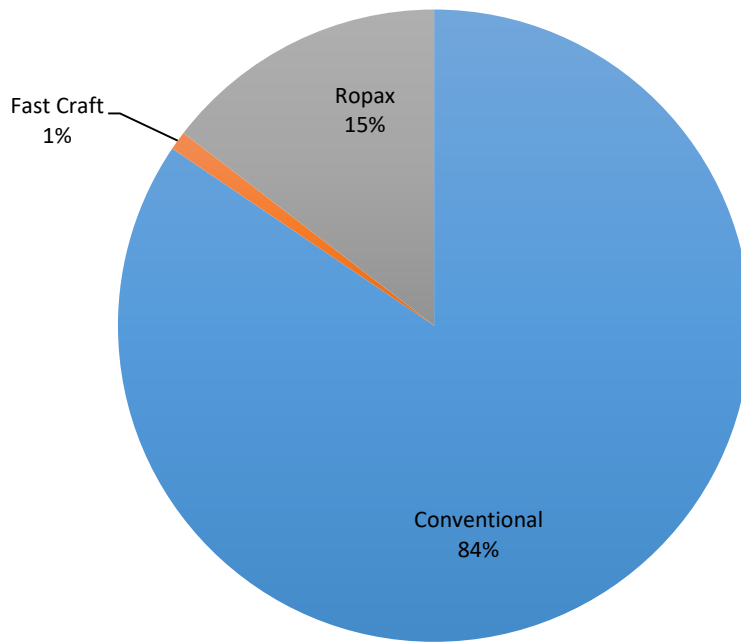
CARGO Ship Operations



PASSENGER and CARGO Ship Operations



Passenger Ship Types under Normal Operations



Cargo Ship Types under Normal Operations

