



MARITIME INDUSTRY AUTHORITY SITUATION REPORT - 192

Passenger and Cargo Shipping Operations on October 01, 2020
in areas under MGCQ and GCQ

Data generated on October 01, 2020, 3:00 PM

HIGHLIGHTS

- Sixty Two percent (62%) of passenger and cargo shipping operations were completed in accordance with the ships' CPC.
- Thirty Eight percent (38%) of the shipping operations were affected due to the measures implemented in view Code Red Sublevel 2 for the COVID-19.
- Operations of passenger ships were more affected compared to cargo ships. 96% of the cargo shipping operations were completed under normal conditions compared to passenger ships at 53%.
- **With cargo shipping still operational, transport of goods amid MGCQ, and GCQ is assured.**

PASSENGER AND CARGO SHIPPING IN NUMBERS

October 01, 2020

223 Shipping Operations Recorded

173 Passenger Ships Operated

50 Cargo Ships Operated

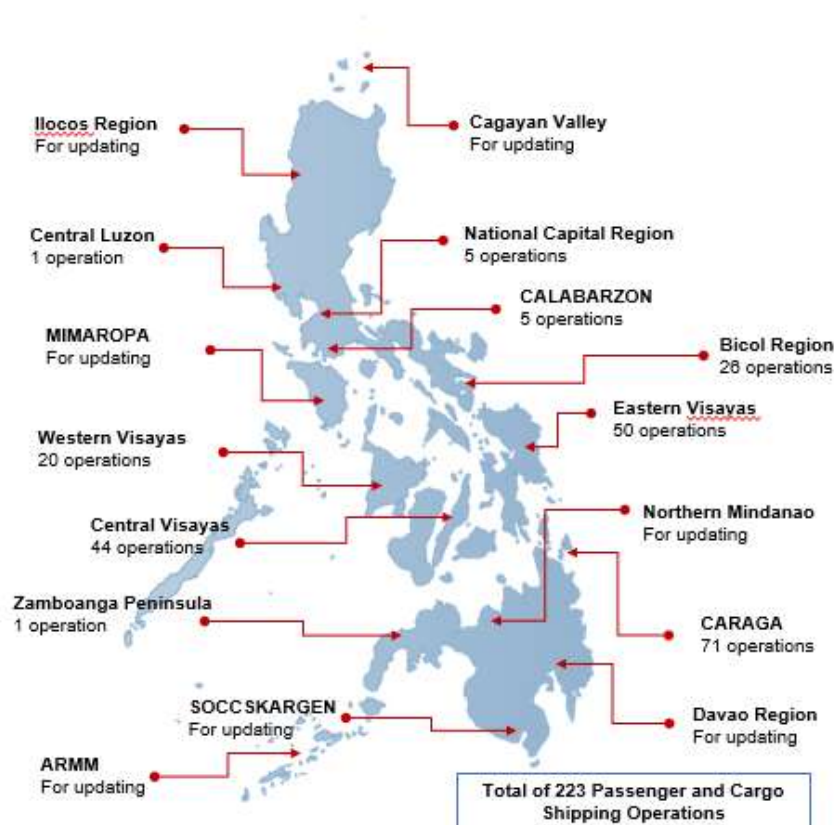
139 Ships Operated Normally

78 Operations Cancelled

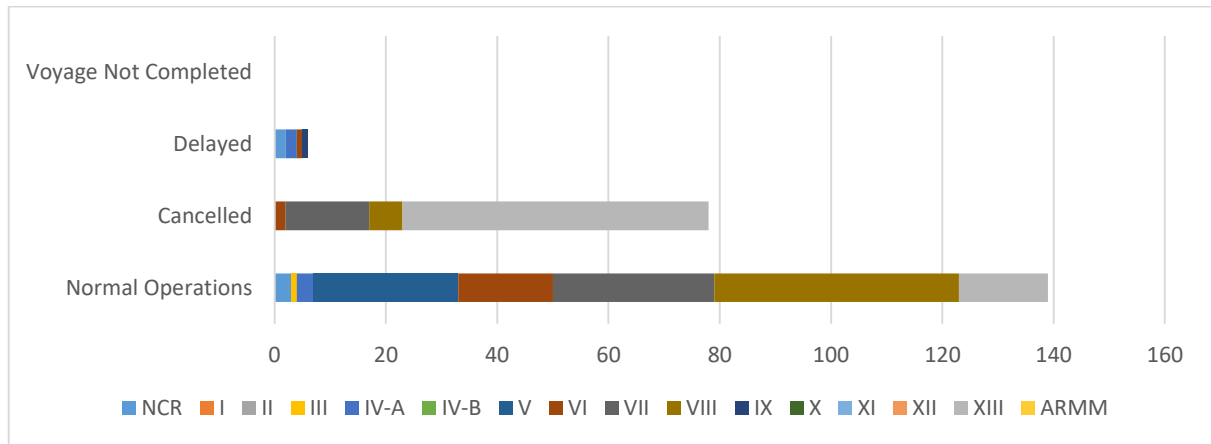
6 Operations Delayed

0 Operation Uncompleted

PASSENGER AND CARGO SHIPPING OPERATIONS IN THE PHILIPPINES IN AREAS UNDER MGCQ and GCQ



I. STATUS OF SHIPPING OPERATIONS NATIONWIDE



On October 01, 2020, there were 223 passenger and cargo shipping operations conducted wherein 139 or 62% were completed in accordance with their Certificate of Public Convenience (CPC).

Out of the 139 operations completed under normal conditions, the reported movements were mostly in the Eastern Visayas Region at 32% and Central Visayas Region at 21%.

Meanwhile, 35% of the passenger and cargo shipping operations were cancelled, all due to the community quarantine measures imposed by the different local government units governing the ships' ports of destination. Mostly affected were operations in the CARAGA Region and Central Visayas Regions.

Five (5) passenger ships or 3% encountered delays due to the additional measures adopted in view of COVID-19 such as temperature screening and inspections.

Lastly, no passenger and cargo shipping operation was not completed at the time of reporting.

II. STATUS OF SHIPPING OPERATIONS BY CLASSIFICATION

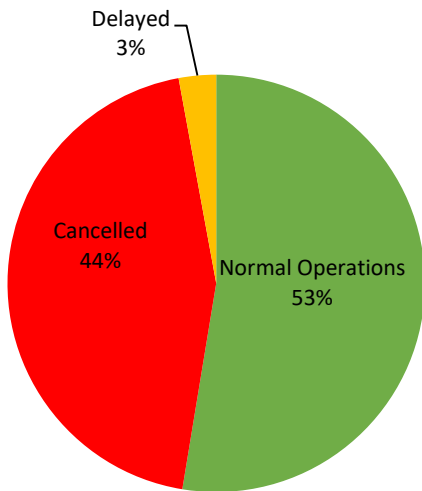
Region	Normal Operations		Cancelled		Delayed		Not Completed	
	Passenger	Cargo	Passenger	Cargo	Passenger	Cargo	Passenger	Cargo
NCR	1	2	0	0	2	0	0	0
I	0	0	0	0	0	0	0	0
II	0	0	0	0	0	0	0	0
III	0	1	0	0	0	0	0	0
IV-A	3	0	0	0	2	0	0	0
IV-B	0	0	0	0	0	0	0	0
V	25	1	0	0	0	0	0	0
VI	12	5	2	0	1	0	0	0
VII	8	21	14	1	0	0	0	0
VIII	32	12	6	0	0	0	0	0
IX	0	0	0	0	0	1	0	0
X	0	0	0	0	0	0	0	0
XI	0	0	0	0	0	0	0	0
XII	0	0	0	0	0	0	0	0
XIII	10	6	55	0	0	0	0	0
ARMM	0	0	0	0	0	0	0	0
Total	91	48	77	1	5	1	0	0

Amid the measures in place due to MGCQ, and GCQ, 48 out of 50 (96%) cargo ships still operated normally – are 6 bulk carrier, 2 container ships, 35 LCT ships, 1 oil tanker, and 4 Roro cargo ships.

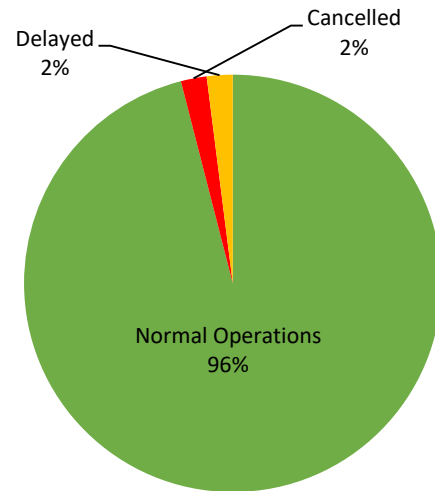
Ninety One (91) passenger ships completed their voyage – 78 conventional passenger ships, and 13 RoPax ships completed their operations but mostly only carried cargoes during their voyage.

Meanwhile out of the 173 passenger ships, 47% were affected by the measures adopted in view of COVID-19. These measures caused either the cancellation, delay, or uncompleted operations of 82 passenger ships.

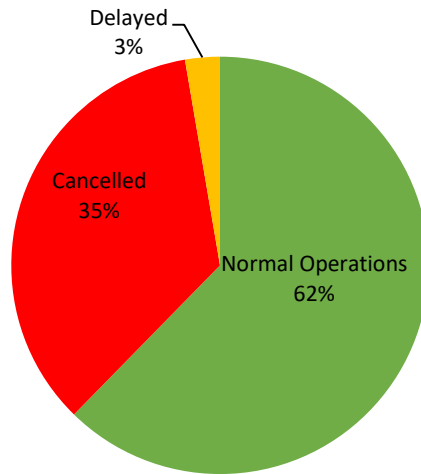
PASSENGER Ship Operations



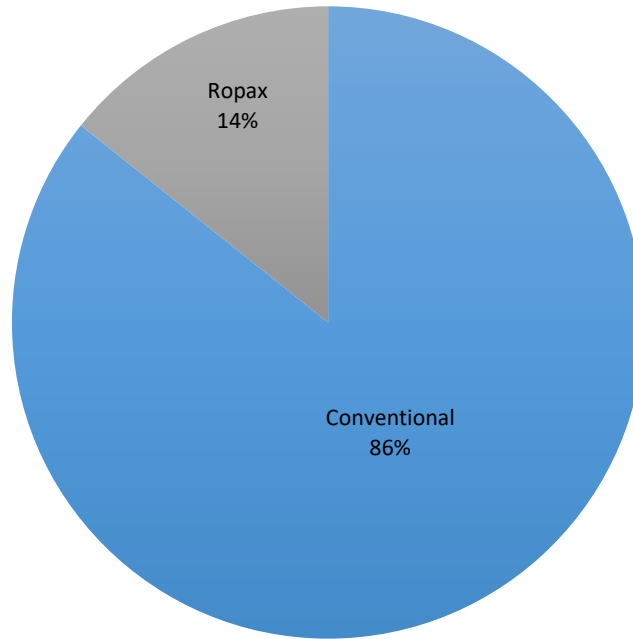
CARGO Ship Operations



PASSENGER and CARGO Ship Operations



Passenger Ship Types under Normal Operations



Cargo Ship Types under Normal Operations

