



MARITIME INDUSTRY AUTHORITY SITUATION REPORT - 193

Passenger and Cargo Shipping Operations on October 02, 2020
in areas under MGCQ and GCQ

Data generated on October 02, 2020, 3:00 PM

HIGHLIGHTS

- Eighty-seven percent (87%) of passenger and cargo shipping operations were completed in accordance with the ships' CPC.
- Thirteen percent (13%) of the shipping operations were affected due to the measures implemented in view Code Red Sublevel 2 for the COVID-19.
- Operations of passenger ships were more affected compared to cargo ships. 95% of the cargo shipping operations were completed under normal conditions compared to passenger ships at 86%.
- **With cargo shipping still operational, transport of goods amid MGCQ, and GCQ is assured.**

PASSENGER AND CARGO SHIPPING IN NUMBERS

October 02, 2020

173 Shipping Operations Recorded

152 Passenger Ships Operated

21 Cargo Ships Operated

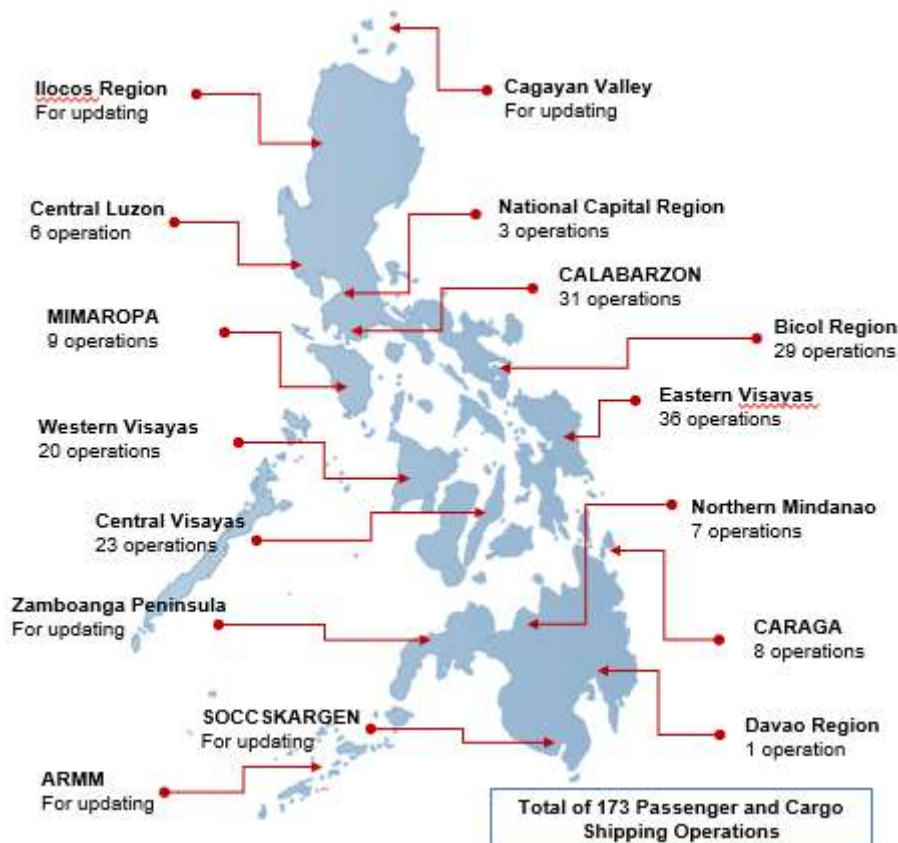
151 Ships Operated Normally

21 Operations Cancelled

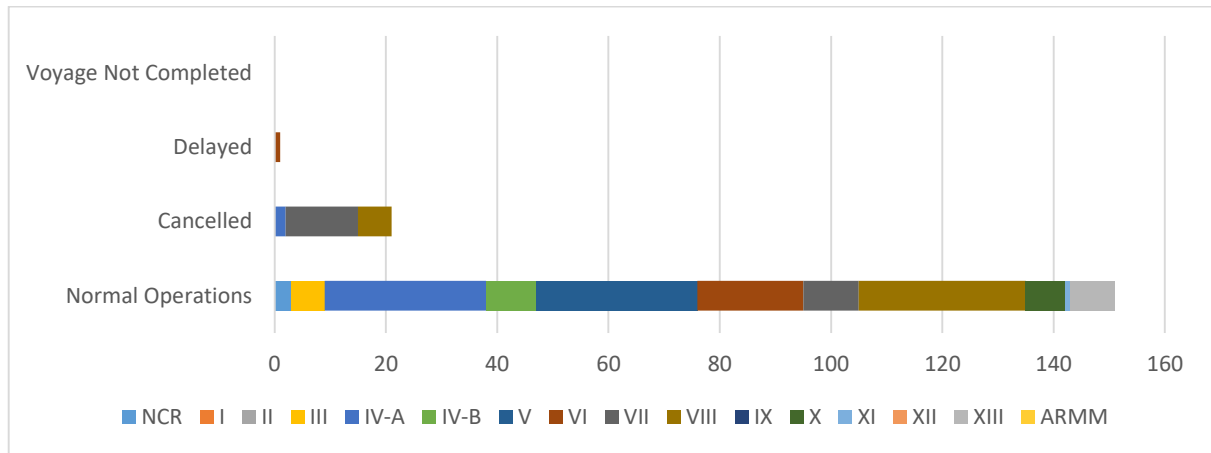
1 Operations Delayed

0 Operation Uncompleted

PASSENGER AND CARGO SHIPPING OPERATIONS IN THE PHILIPPINES IN AREAS UNDER MGCQ and GCQ



I. STATUS OF SHIPPING OPERATIONS NATIONWIDE



On October 02, 2020, there were 173 passenger and cargo shipping operations conducted wherein 151 or 87% were completed in accordance with their Certificate of Public Convenience (CPC).

Out of the 151 operations completed under normal conditions, the reported movements were mostly in the Eastern Visayas Region at 20% and Calabarzon Region at 19%.

Meanwhile, 12% of the passenger and cargo shipping operations were cancelled, all due to the community quarantine measures imposed by the different local government units governing the ships' ports of destination. Mostly affected were operations in the Central Visayas and Eastern Visayas Regions.

One (1) passenger ship or 1% encountered delays due to the additional measures adopted in view of COVID-19 such as temperature screening and inspections.

Lastly, no passenger and cargo shipping operation was not completed at the time of reporting.

II. STATUS OF SHIPPING OPERATIONS BY CLASSIFICATION

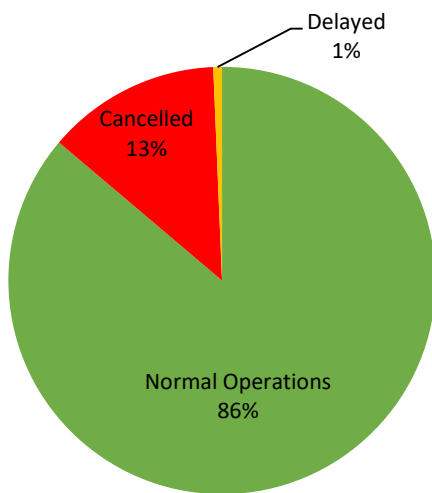
Region	Normal Operations		Cancelled		Delayed		Not Completed	
	Passenger	Cargo	Passenger	Cargo	Passenger	Cargo	Passenger	Cargo
NCR	1	2	0	0	0	0	0	0
I	0	0	0	0	0	0	0	0
II	0	0	0	0	0	0	0	0
III	0	6	0	0	0	0	0	0
IV-A	25	4	2	0	0	0	0	0
IV-B	8	1	0	0	0	0	0	0
V	28	1	0	0	0	0	0	0
VI	18	1	0	0	1	0	0	0
VII	7	3	12	1	0	0	0	0
VIII	30	0	6	0	0	0	0	0
IX	0	0	0	0	0	0	0	0
X	6	1	0	0	0	0	0	0
XI	0	1	0	0	0	0	0	0
XII	0	0	0	0	0	0	0	0
XIII	8	0	0	0	0	0	0	0
ARMM	0	0	0	0	0	0	0	0
Total	131	20	20	1	1	0	0	0

Amid the measures in place due to MGCQ, and GCQ, 20 out of 21 (95%) cargo ships still operated normally – are 1 container ship, 2 LCT ships, 15 oil tankers, and 2 other cargoes.

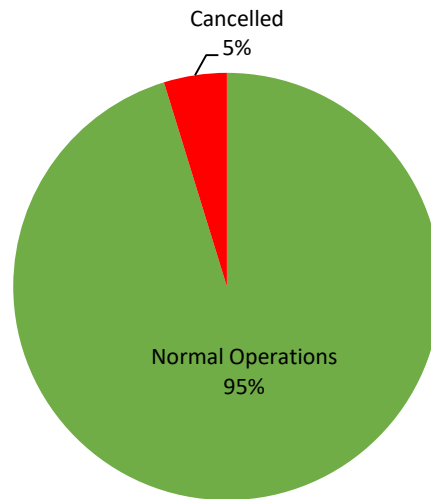
One hundred Thirty one (131) passenger ships completed their voyage – 122 conventional passenger ships, and 9 RoPax ships completed their operations but mostly only carried cargoes during their voyage.

Meanwhile out of the 152 passenger ships, 14% were affected by the measures adopted in view of COVID-19. These measures caused either the cancellation, delay, or uncompleted operations of 21 passenger ships.

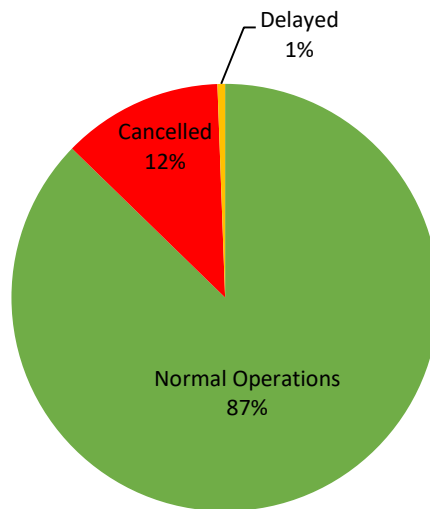
PASSENGER Ship Operations



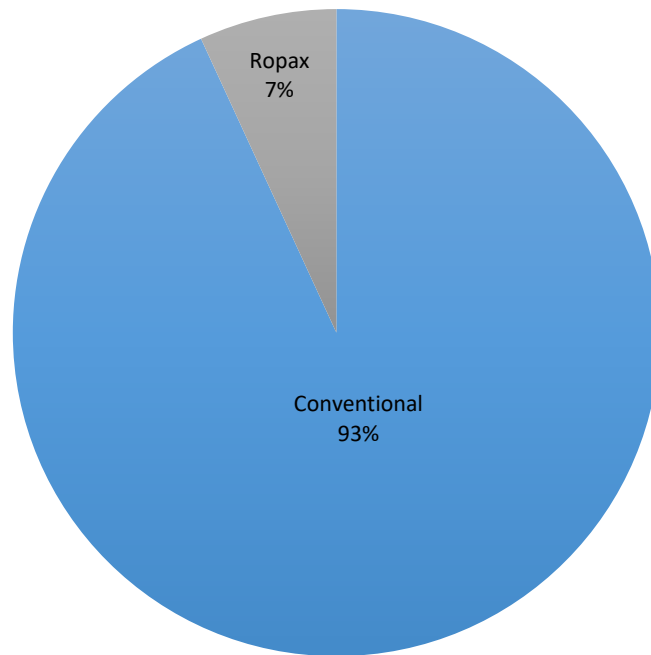
CARGO Ship Operations



PASSENGER and CARGO Ship Operations



Passenger Ship Types under Normal Operations



Cargo Ship Types under Normal Operations

