



## MARITIME INDUSTRY AUTHORITY SITUATION REPORT - 197

Passenger and Cargo Shipping Operations on October 06, 2020  
in areas under MGCQ and GCQ

Data generated on October 06, 2020, 3:00 PM

### HIGHLIGHTS

- Seventy-nine percent (79%) of passenger and cargo shipping operations were completed in accordance with the ships' CPC.
- Twenty-one percent (21%) of the shipping operations were affected due to the measures implemented in view Code Red Sublevel 2 for the COVID-19.
- Operations of passenger ships were more affected compared to cargo ships. 82% of the cargo shipping operations were completed under normal conditions compared to passenger ships at 78%.
- With cargo shipping still operational, transport of goods amid MGCQ, and GCQ is assured.**

### PASSENGER AND CARGO SHIPPING IN NUMBERS

October 06, 2020

**135** Shipping Operations Recorded

**96** Passenger Ships Operated

**39** Cargo Ships Operated

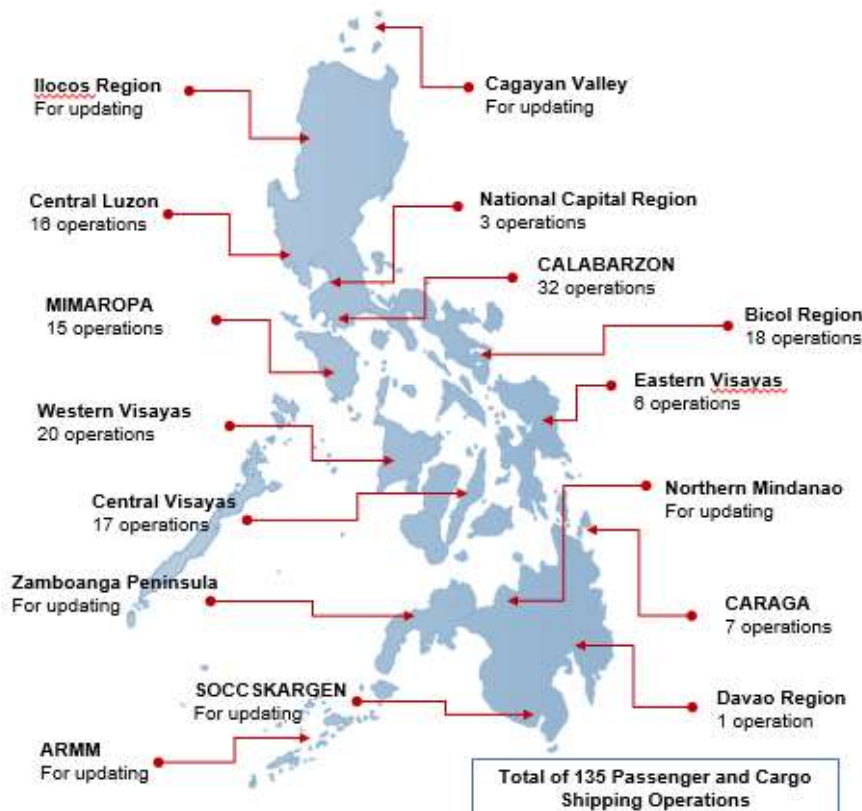
**107** Ships Operated Normally

**26** Operations Cancelled

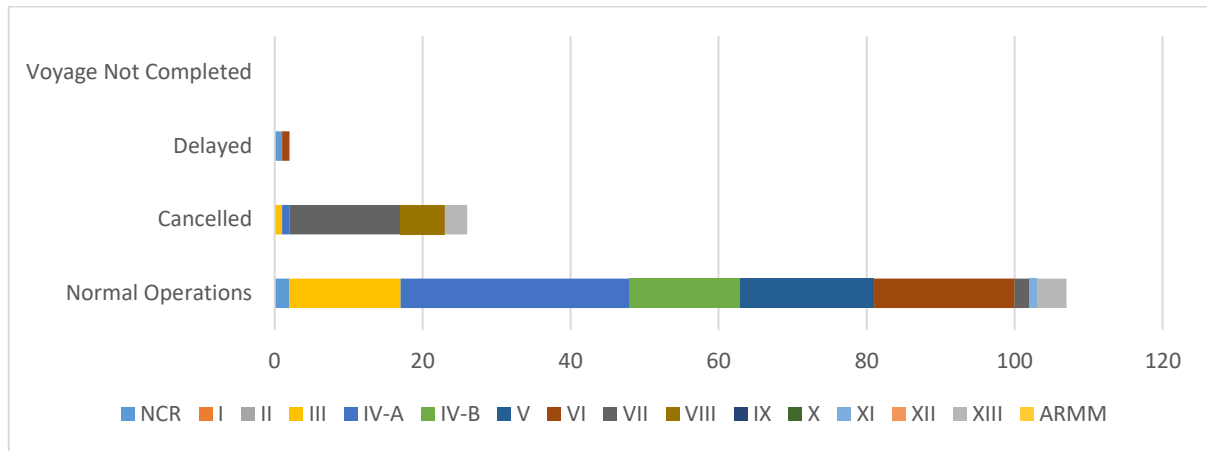
**2** Operations Delayed

**0** Operation Uncompleted

### PASSENGER AND CARGO SHIPPING OPERATIONS IN THE PHILIPPINES IN AREAS UNDER MGCQ and GCQ



## I. STATUS OF SHIPPING OPERATIONS NATIONWIDE



On October 06, 2020, there were 135 passenger and cargo shipping operations conducted wherein 107 or 79% were completed in accordance with their Certificate of Public Convenience (CPC).

Out of the 107 operations completed under normal conditions, the reported movements were mostly in the Calabarzon Region at 29% and Western Visayas Region at 18%.

Meanwhile, 19% of the passenger and cargo shipping operations were cancelled, all due to the community quarantine measures imposed by the different local government units governing the ships' ports of destination. Mostly affected were operations in the Central Visayas and Eastern Visayas Regions.

Only one (1) passenger ship or 1% encountered delays due to the additional measures adopted in view of COVID-19 such as temperature screening and inspections.

Lastly, no passenger and cargo shipping operations was not completed at the time of reporting.

## II. STATUS OF SHIPPING OPERATIONS BY CLASSIFICATION

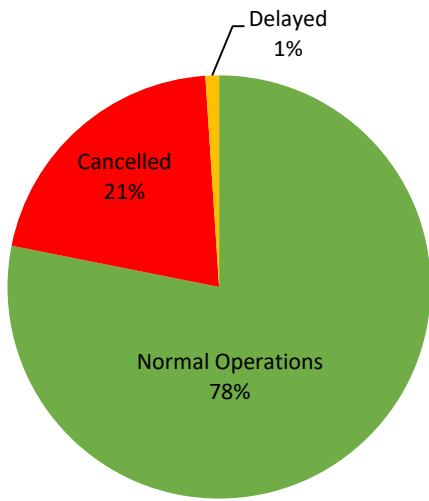
Region	Normal Operations		Cancelled		Delayed		Not Completed	
	Passenger	Cargo	Passenger	Cargo	Passenger	Cargo	Passenger	Cargo
<b>NCR</b>	1	1	0	0	1	0	0	0
<b>I</b>	0	0	0	0	0	0	0	0
<b>II</b>	0	0	0	0	0	0	0	0
<b>III</b>	0	15	0	1	0	0	0	0
<b>IV-A</b>	27	4	1	0	0	0	0	0
<b>IV-B</b>	13	2	0	0	0	0	0	0
<b>V</b>	16	2	0	0	0	0	0	0
<b>VI</b>	18	1	0	0	0	1	0	0
<b>VII</b>	0	2	13	2	0	0	0	0
<b>VIII</b>	0	0	6	0	0	0	0	0
<b>IX</b>	0	0	0	0	0	0	0	0
<b>X</b>	0	0	0	0	0	0	0	0
<b>XI</b>	0	1	0	0	0	0	0	0
<b>XII</b>	0	0	0	0	0	0	0	0
<b>XIII</b>	0	4	0	3	0	0	0	0
<b>ARMM</b>	0	0	0	0	0	0	0	0
<b>Total</b>	<b>75</b>	<b>32</b>	<b>20</b>	<b>6</b>	<b>1</b>	<b>1</b>	<b>0</b>	<b>0</b>

Amid the measures in place due to MGCQ, and GCQ, 32 out of 39 (82%) cargo ships still operated normally – are 5 LCT ships, 15 oil tankers, and 12 other cargo.

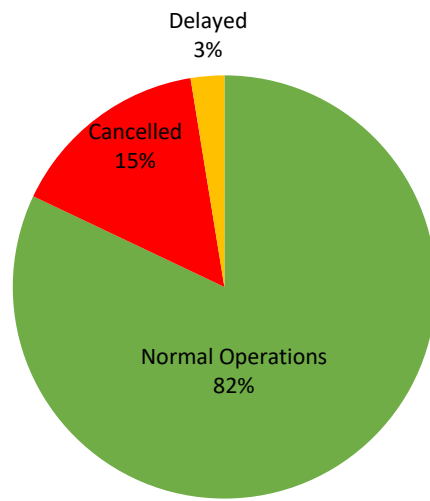
Seventy-five (75) passenger ships completed their voyage – 66 conventional passenger ships, and 9 RoPax ships completed their operations but mostly only carried cargoes during their voyage.

Meanwhile out of the 96 passenger ships, 22% were affected by the measures adopted in view of COVID-19. These measures caused either the cancellation, delay, or uncompleted operations of 21 passenger ships.

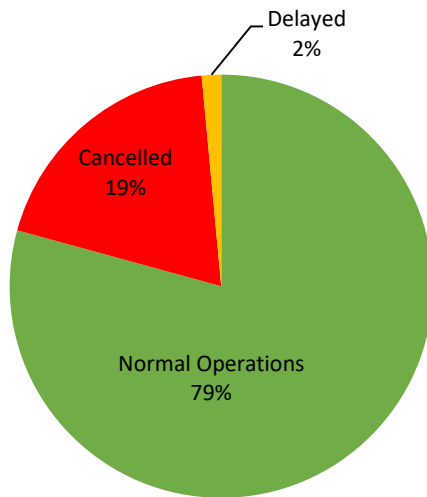
### PASSENGER Ship Operations



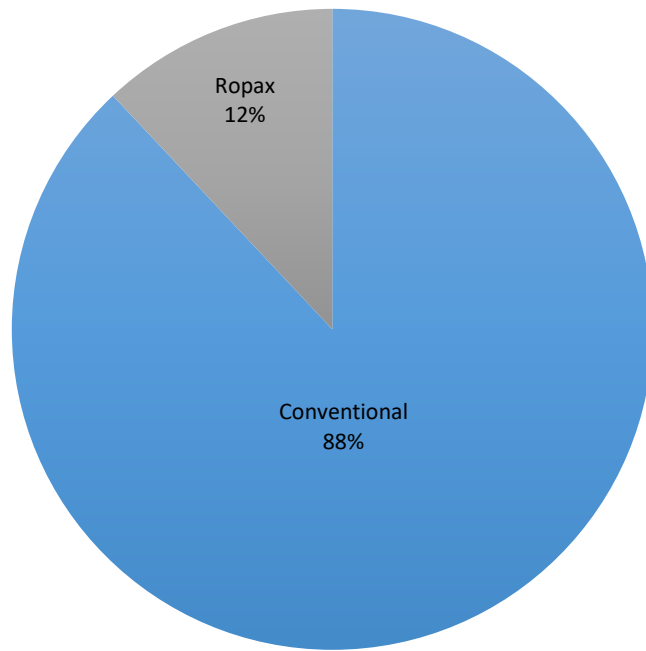
### CARGO Ship Operations



### PASSENGER and CARGO Ship Operations



### Passenger Ship Types under Normal Operations



### Cargo Ship Types under Normal Operations

