



MARITIME INDUSTRY AUTHORITY SITUATION REPORT -199

Passenger and Cargo Shipping Operations on October 08, 2020
in areas under MGCQ and GCQ

Data generated on October 08, 2020, 3:00 PM

HIGHLIGHTS

- Eighty-four percent (84%) of passenger and cargo shipping operations were completed in accordance with the ships' CPC.
- Sixteen percent (16%) of the shipping operations were affected due to the measures implemented in view Code Red Sublevel 2 for the COVID-19.
- Operations of passenger ships were more affected compared to cargo ships. 96% of the cargo shipping operations were completed under normal conditions compared to passenger ships at 81%.
- **With cargo shipping still operational, transport of goods amid MGCQ, and GCQ is assured.**

PASSENGER AND CARGO SHIPPING IN NUMBERS

October 08, 2020

157 Shipping Operations Recorded

129 Passenger Ships Operated

28 Cargo Ships Operated

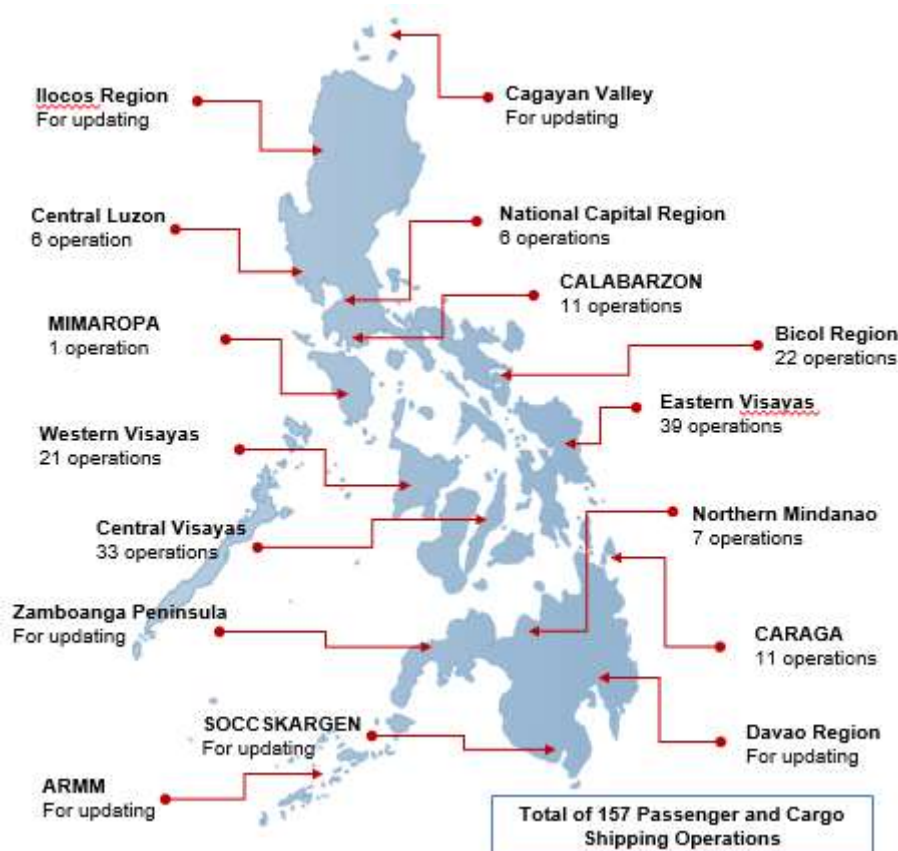
132 Ships Operated Normally

22 Operations Cancelled

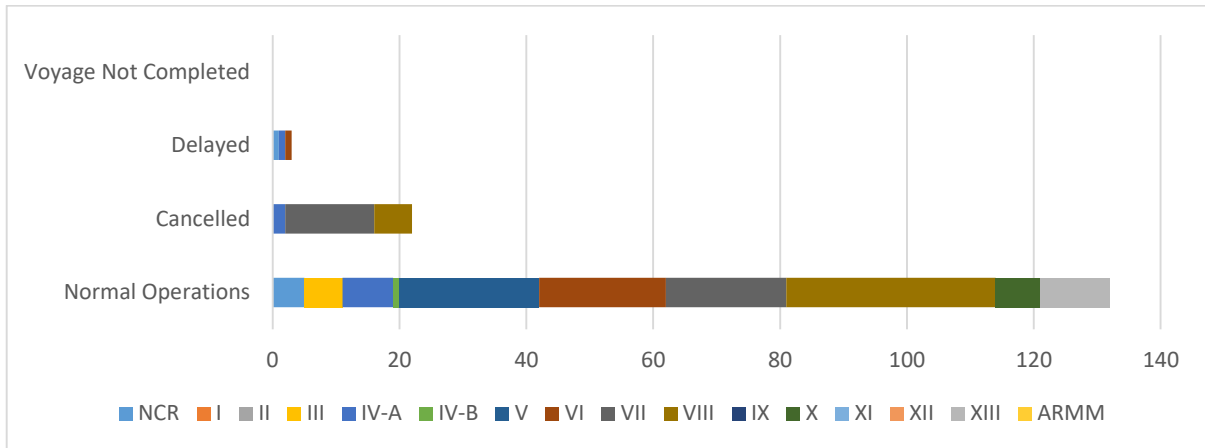
3 Operations Delayed

0 Operation Uncompleted

PASSENGER AND CARGO SHIPPING OPERATIONS IN THE PHILIPPINES IN AREAS UNDER MGCQ and GCQ



I. STATUS OF SHIPPING OPERATIONS NATIONWIDE



On October 08, 2020, there were 157 passenger and cargo shipping operations conducted wherein 132 or 84% were completed in accordance with their Certificate of Public Convenience (CPC).

Out of the 132 operations completed under normal conditions, the reported movements were mostly in the Eastern Visayas Region at 25% and Central Visayas Region at 17%.

Meanwhile, 14% of the passenger and cargo shipping operations were cancelled, all due to the community quarantine measures imposed by the different local government units governing the ships' ports of destination. Mostly affected were operations in the Central Visayas and Eastern Visayas Regions.

Three (3) passenger ships or 2% encountered delays due to the additional measures adopted in view of COVID-19 such as temperature screening and inspections.

Lastly, no passenger and cargo shipping operations was not completed at the time of reporting.

II. STATUS OF SHIPPING OPERATIONS BY CLASSIFICATION

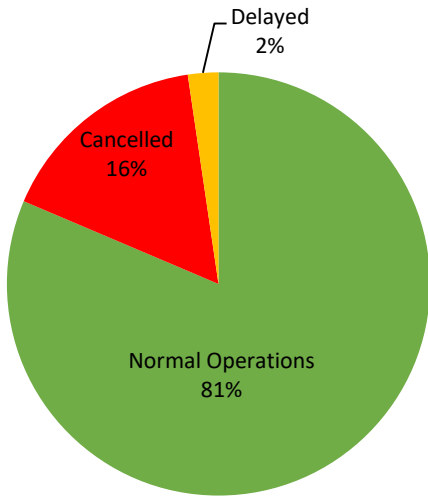
Region	Normal Operations		Cancelled		Delayed		Not Completed	
	Passenger	Cargo	Passenger	Cargo	Passenger	Cargo	Passenger	Cargo
NCR	1	4	-	-	1	-	-	-
I	-	-	-	-	-	-	-	-
II	-	-	-	-	-	-	-	-
III	-	6	-	-	-	-	-	-
IV-A	3	5	2	-	1	-	-	-
IV-B	0	1	-	-	-	-	-	-
V	20	2	-	-	-	-	-	-
VI	18	2	-	-	1	-	-	-
VII	12	7	13	1	-	-	-	-
VIII	33	-	6	-	-	-	-	-
IX	-	-	-	-	-	-	-	-
X	7	-	-	-	-	-	-	-
XI	-	-	-	-	-	-	-	-
XII	-	-	-	-	-	-	-	-
XIII	11	-	-	-	-	-	-	-
ARMM	-	-	-	-	-	-	-	-
Total	105	27	21	1	3	0	0	0

Amid the measures in place due to MGCQ, and GCQ, 27 out of 28 (96%) cargo ships still operated normally – are 2 container ships, 3 LCT ships, 16 oil tankers, 4 Roro cargo ships and 2 other cargoes.

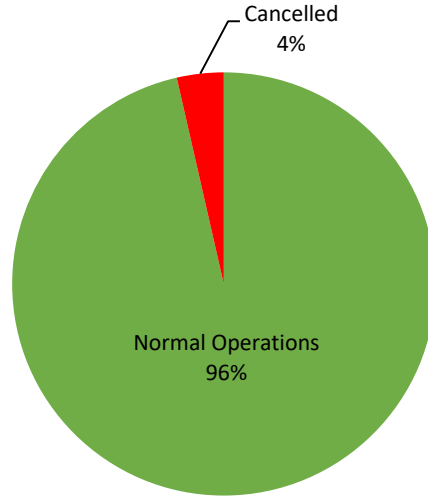
One hundred five (105) passenger ships completed their voyage – 95 conventional passenger ships, and 10 RoPax ships completed their operations but mostly only carried cargoes during their voyage.

Meanwhile out of the 129 passenger ships, 19% were affected by the measures adopted in view of COVID-19. These measures caused either the cancellation, delay, or uncompleted operations of 24 passenger ships.

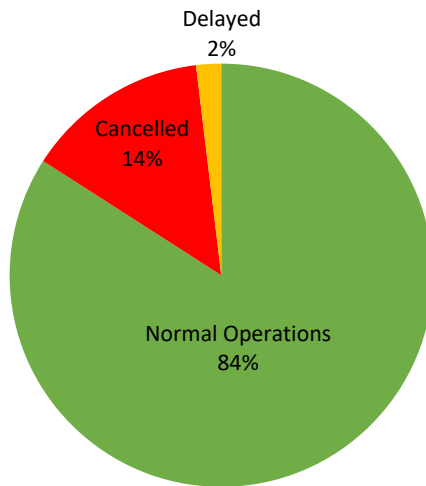
PASSENGER Ship Operations



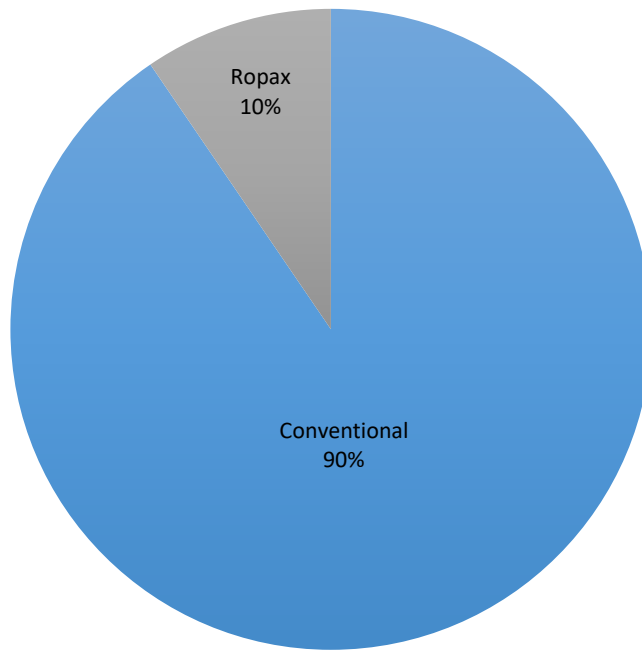
CARGO Ship Operations



PASSENGER and CARGO Ship Operations



Passenger Ship Types under Normal Operations



Cargo Ship Types under Normal Operations

