



MARITIME INDUSTRY AUTHORITY SITUATION REPORT - 203

Passenger and Cargo Shipping Operations on October 12, 2020
in areas under MGCQ and GCQ

Data generated on October 12, 2020, 3:00 PM

HIGHLIGHTS

- Eighty-one percent (81%) of passenger and cargo shipping operations were completed in accordance with the ships' CPC.
- Nineteen percent (19%) of the shipping operations were affected due to the measures implemented in view Code Red Sublevel 2 for the COVID-19.
- Operations of cargo ships were more affected compared to passenger ships. 75% of the cargo shipping operations were completed under normal conditions compared to passenger ships at 81%.
- **With cargo shipping still operational, transport of goods amid MGCQ, and GCQ is assured.**

PASSENGER AND CARGO SHIPPING IN NUMBERS

October 12, 2020

132 Shipping Operations Recorded

128 Passenger Ships Operated

4 Cargo Ships Operated

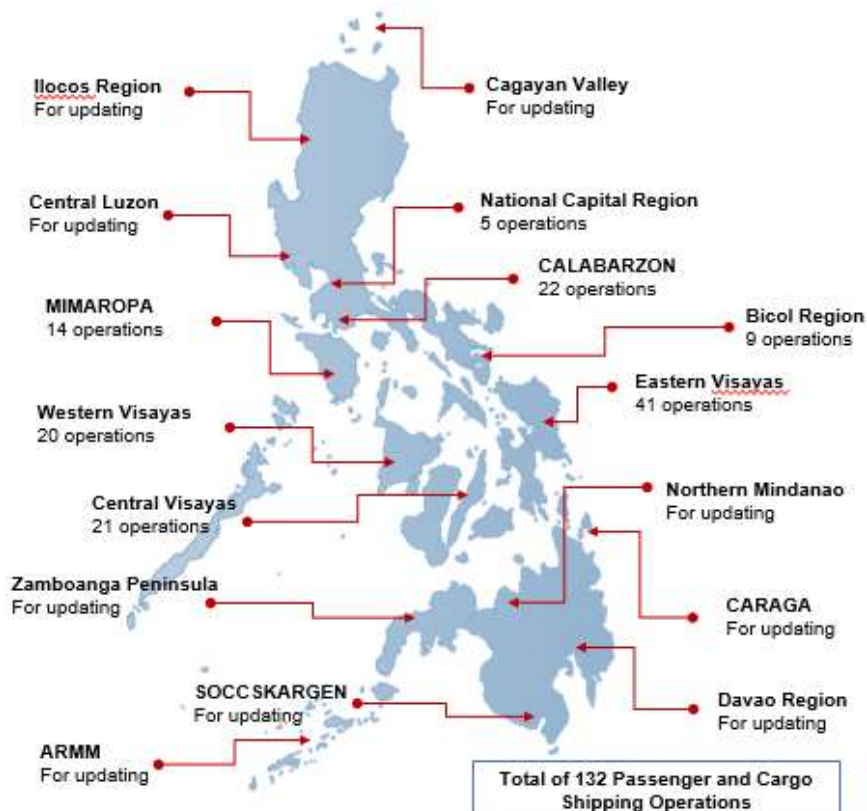
107 Ships Operated Normally

20 Operations Cancelled

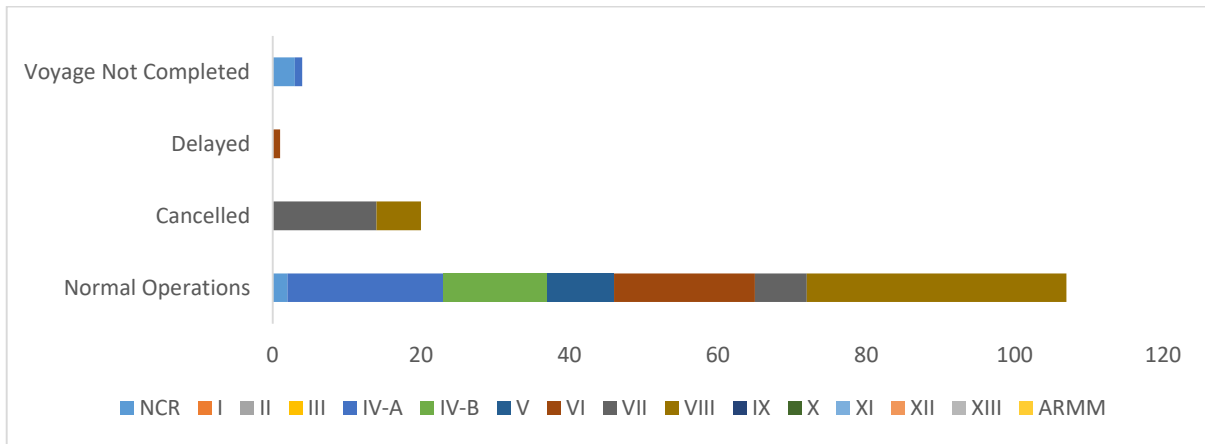
1 Operations Delayed

4 Operation Uncompleted

PASSENGER AND CARGO SHIPPING OPERATIONS IN THE PHILIPPINES IN AREAS UNDER MGCQ and GCQ



I. STATUS OF SHIPPING OPERATIONS NATIONWIDE



On October 12, 2020, there were 132 passenger and cargo shipping operations conducted wherein 107 or 81% were completed in accordance with their Certificate of Public Convenience (CPC).

Out of the 107 operations completed under normal conditions, the reported movements were mostly in the Eastern Visayas Region at 33% and Calabarzon Region at 20%.

Meanwhile, 15% of the passenger and cargo shipping operations were cancelled, all due to the community quarantine measures imposed by the different local government units governing the ships' ports of destination. Mostly affected were operations in the Central Visayas and Eastern Visayas Regions.

One (1) passenger ship or 1% encountered delays due to the additional measures adopted in view of COVID-19 such as temperature screening and inspections.

Lastly, no passenger and cargo shipping operation was not completed at the time of reporting.

II. STATUS OF SHIPPING OPERATIONS BY CLASSIFICATION

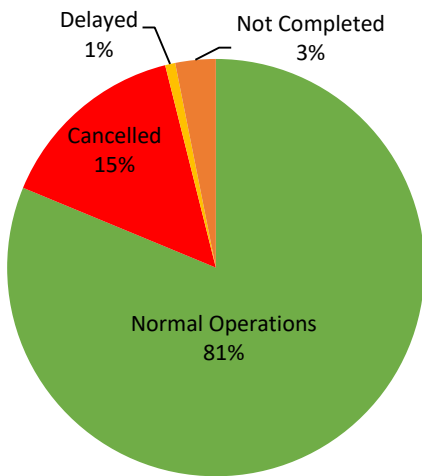
Region	Normal Operations		Cancelled		Delayed		Not Completed	
	Passenger	Cargo	Passenger	Cargo	Passenger	Cargo	Passenger	Cargo
NCR	-	2	-	-	-	-	3	-
I	-	-	-	-	-	-	-	-
II	-	-	-	-	-	-	-	-
III	-	-	-	-	-	-	-	-
IV-A	21	-	-	-	-	-	1	-
IV-B	14	-	-	-	-	-	-	-
V	8	1	-	-	-	-	-	-
VI	19	-	-	-	1	-	-	-
VII	7	-	13	1	-	-	-	-
VIII	35	-	6	-	-	-	-	-
IX	-	-	-	-	-	-	-	-
X	-	-	-	-	-	-	-	-
XI	-	-	-	-	-	-	-	-
XII	-	-	-	-	-	-	-	-
XIII	-	-	-	-	-	-	-	-
ARMM	-	-	-	-	-	-	-	-
Total	104	3	19	1	1	-	4	-

Amid the measures in place due to MGCQ, and GCQ, 3 out of 4 (75%) cargo ships still operated normally – are 2 container ships, 1 LCT ship, and 1 other cargo.

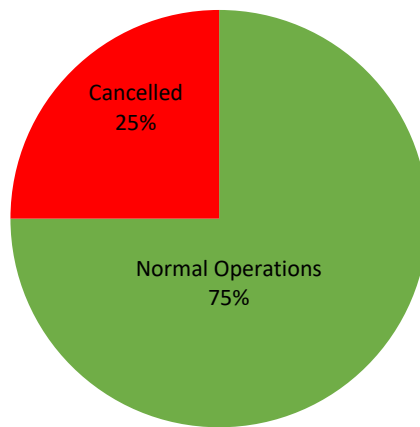
One hundred four (104) passenger ships completed their voyage – 95 conventional passenger ships, and 9 RoPax ships completed their operations but mostly only carried cargoes during their voyage.

Meanwhile out of the 128 passenger ships, 19% were affected by the measures adopted in view of COVID-19. These measures caused either the cancellation, delay, or uncompleted operations of 24 passenger ships.

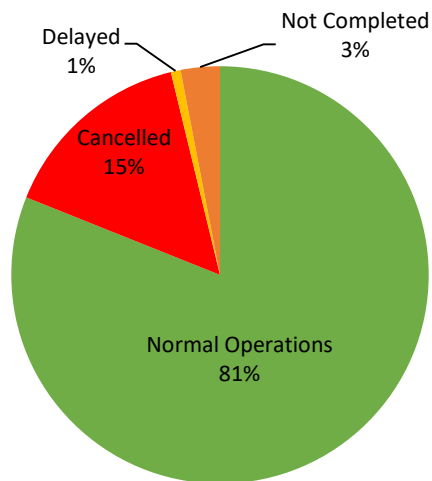
PASSENGER Ship Operations



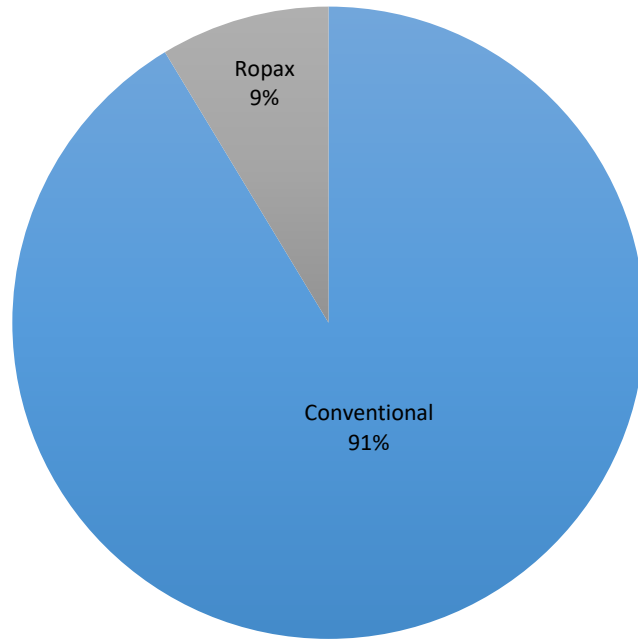
CARGO Ship Operations



PASSENGER and CARGO Ship Operations



Passenger Ship Types under Normal Operations



Cargo Ship Types under Normal Operations

