



MARITIME INDUSTRY AUTHORITY WEEKLY SUMMARY SITUATION REPORT - Summary 28

Passenger and Cargo Shipping Operations from September 25 - October 01, 2020
in areas under MGCQ and GCQ

Data generated on October 01, 2020, 3:00 PM

HIGHLIGHTS

- Sixty-one percent (61%) of passenger and cargo shipping operations were completed in accordance with the ships' CPC.
- Thirty-nine percent (39%) of the shipping operations were affected due to the measures implemented in view Code Red Sublevel 2 for the COVID-19.
- Operations of passenger ships were more affected compared to cargo ships. 90% of the cargo shipping operations were completed under normal conditions compared to passenger ships at 56%.
- Daily average passenger and cargo ship operations are 137 completed under normal conditions, 56 cancelled trips, 30 delayed and 0 not completed voyage.
- **With cargo shipping still operational, transport of goods amid MGCQ, and GCQ is assured.**

PASSENGER AND CARGO SHIPPING IN NUMBERS

September 25 - October 01, 2020

892 Shipping Operations Recorded

757 Passenger Ships Operated

135 Cargo Ships Operated

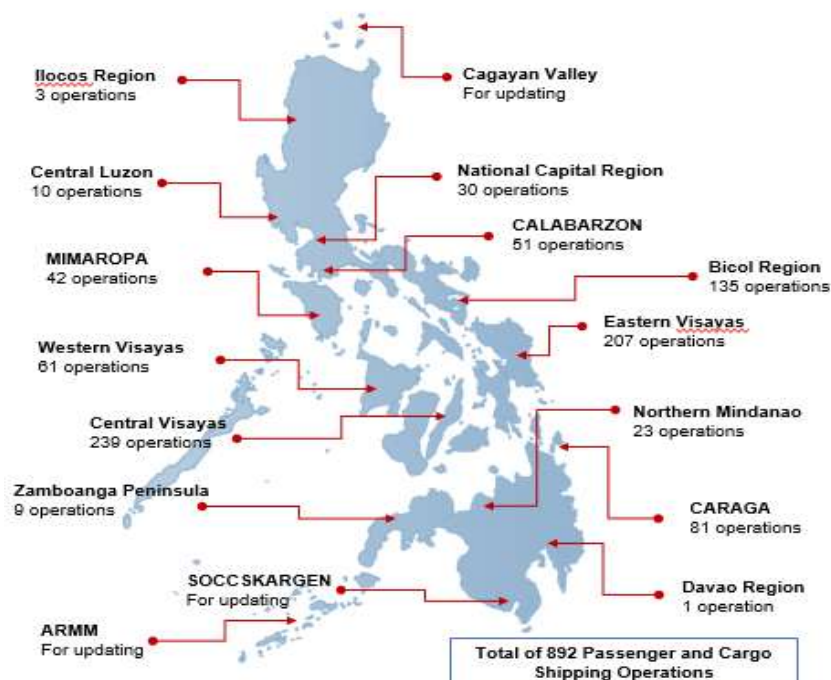
547 Ships Operated Normally

224 Operations Cancelled

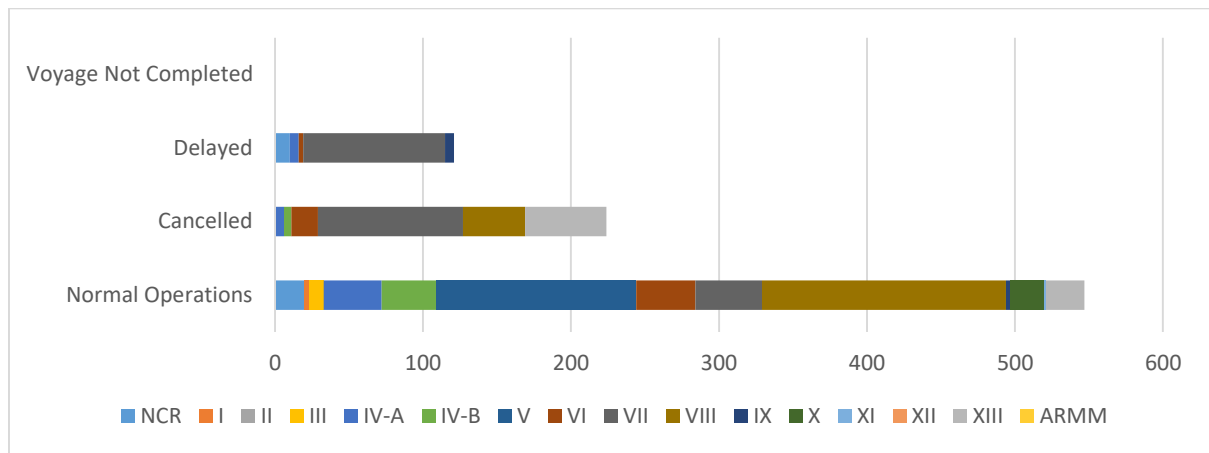
121 Operations Delayed

0 Operation Uncompleted

PASSENGER AND CARGO SHIPPING OPERATIONS IN THE PHILIPPINES IN AREAS UNDER MGCQ and GCQ



I. STATUS OF SHIPPING OPERATIONS NATIONWIDE



On September 25 - October 01, 2020, there were 892 passenger and cargo shipping operations conducted wherein 547 or 61% were completed in accordance with their Certificate of Public Convenience (CPC).

Out of the 547 operations completed under normal conditions, the reported movements were mostly in the Eastern Visayas Region at 30% and Bicol Region at 25%.

Meanwhile, 25% of the passenger and cargo shipping operations were cancelled, all due to the community quarantine measures imposed by the different local government units governing the ships' ports of destination. Mostly affected were operations in the Central Visayas Region and Caraga Region.

One hundred fourteen (114) passenger ships or 15% encountered delays due to the additional measures adopted in view of COVID-19 such as temperature screening and inspections.

Lastly, no passenger and cargo shipping operations was not completed at the time of reporting.

II. STATUS OF SHIPPING OPERATIONS BY CLASSIFICATION

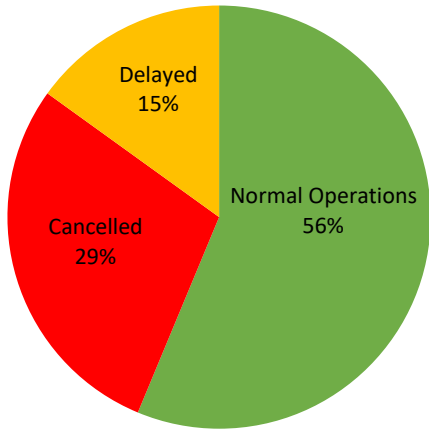
Region	Normal Operations		Cancelled		Delayed		Not Completed	
	Passenger	Cargo	Passenger	Cargo	Passenger	Cargo	Passenger	Cargo
NCR	2	18	0	0	4	6	0	0
I	0	3	0	0	0	0	0	0
II	0	0	0	0	0	0	0	0
III	0	10	0	0	0	0	0	0
IV-A	29	10	6	0	6	0	0	0
IV-B	35	2	5	0	0	0	0	0
V	129	6	0	0	0	0	0	0
VI	34	6	18	0	3	0	0	0
VII	8	37	91	7	96	0	0	0
VIII	153	12	42	0	0	0	0	0
IX	0	3	0	0	5	1	0	0
X	18	5	0	0	0	0	0	0
XI	0	1	0	0	0	0	0	0
XII	0	0	0	0	0	0	0	0
XIII	18	8	55	0	0	0	0	0
ARMM	0	0	0	0	0	0	0	0
Total	426	121	217	7	114	7	0	0

Amid the measures in place due to MGCQ, and GCQ, 121 out of 135 (90%) cargo ships still operated normally – are 6 bulk carrier, 1 chemical tanker, 14 container ships, 1 general cargo ship, 38 LCT ships, 55 oil tankers, and 10 Roro cargo ships.

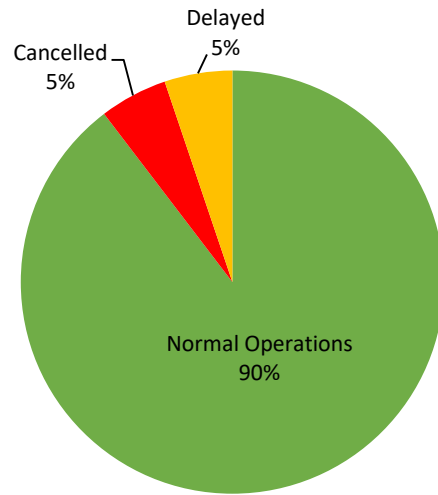
Four hundred twenty six (426) passenger ships completed their voyage – 370 conventional passenger ships, and 65 RoPax ships completed their operations but mostly only carried cargoes during their voyage.

Meanwhile out of the 757 passenger ships, 44% were affected by the measures adopted in view of COVID-19. These measures caused either the cancellation, delay, or uncompleted operations of 331 passenger ships.

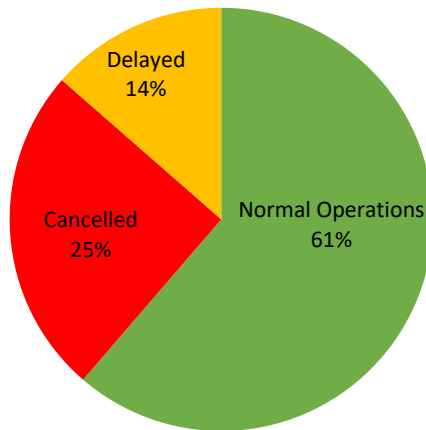
PASSENGER Ship Operations



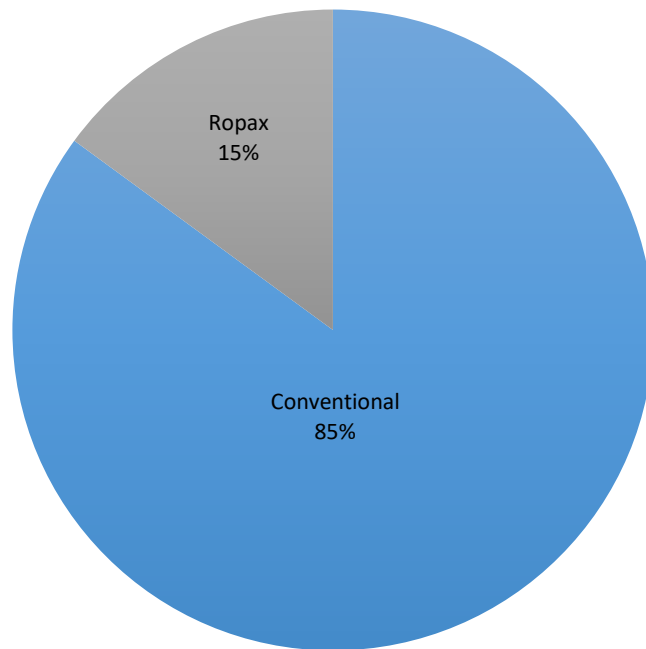
CARGO Ship Operations



PASSENGER and CARGO Ship Operations



Passenger Ship Types under Normal Operations



Cargo Ship Types under Normal Operations

