



MARITIME INDUSTRY AUTHORITY SITUATION REPORT -198

Passenger and Cargo Shipping Operations on October 07, 2020
in areas under MGCQ and GCQ

Data generated on October 07, 2020, 3:00:00 PM

HIGHLIGHTS

- Fifty-six percent (56%) of passenger and cargo shipping operations were completed in accordance with the ships' CPC.
- Forty-four percent (44%) of the shipping operations were affected due to the measures implemented in view Code Red Sublevel 2 for the COVID-19.
- Operations of passenger ships were more affected compared to cargo ships. 86% of the cargo shipping operations were completed under normal conditions compared to passenger ships at 48%.
- **With cargo shipping still operational, transport of goods amid MGCQ, and GCQ is assured.**

PASSENGER AND CARGO SHIPPING IN NUMBERS

October 07, 2020

64 Shipping Operations Recorded

50 Passenger Ships Operated

14 Cargo Ships Operated

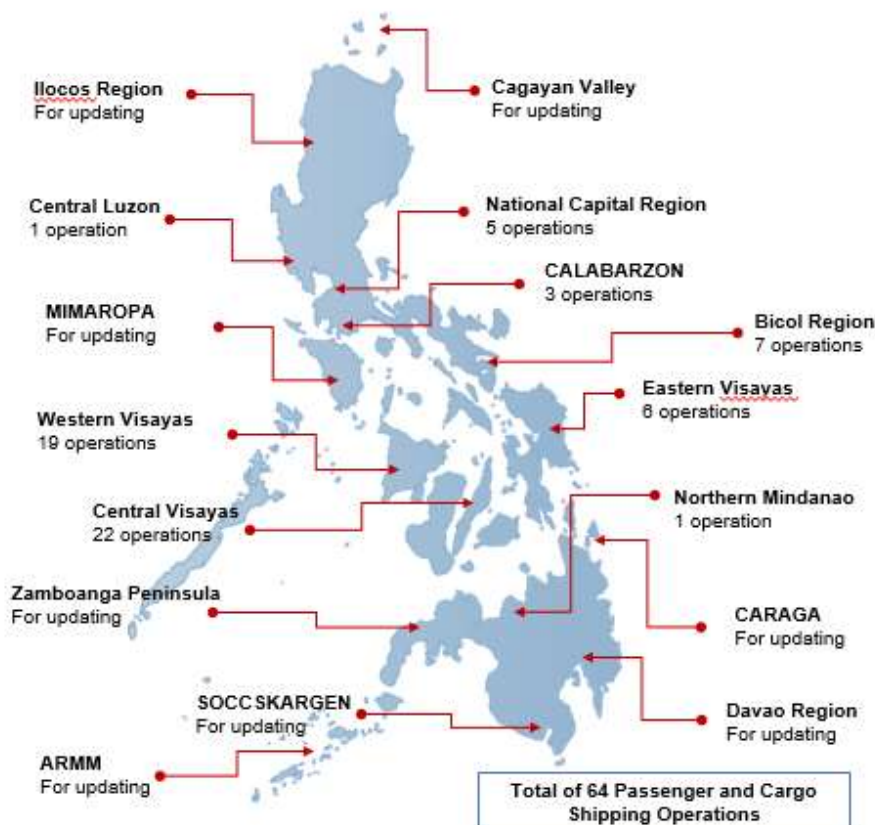
36 Ships Operated Normally

22 Operations Cancelled

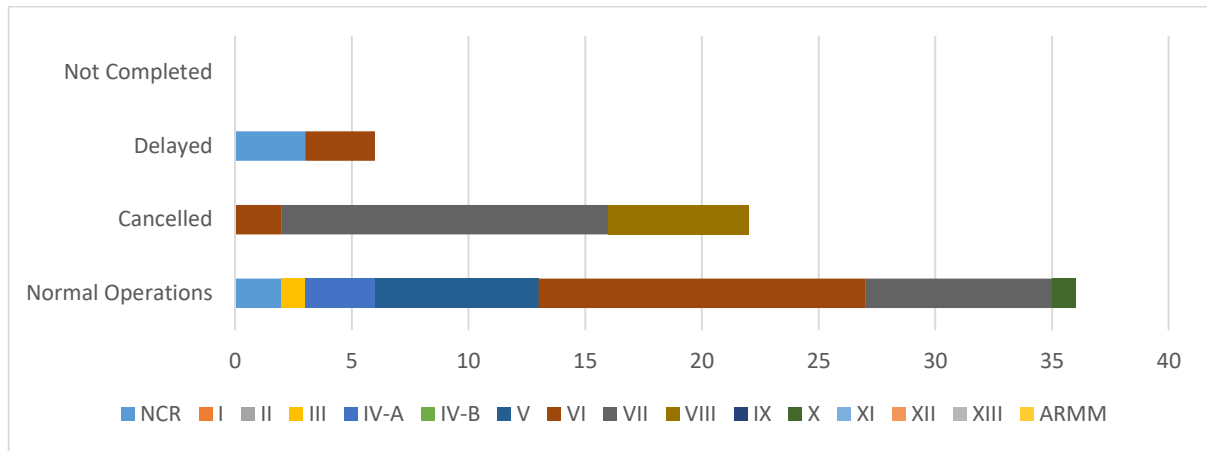
6 Operations Delayed

0 Operation Uncompleted

PASSENGER AND CARGO SHIPPING OPERATIONS IN THE PHILIPPINES IN AREAS UNDER MGCQ and GCQ



I. STATUS OF SHIPPING OPERATIONS NATIONWIDE



On October 07, 2020, there were 64 passenger and cargo shipping operations conducted wherein 36 or 56% were completed in accordance with their Certificate of Public Convenience (CPC).

Out of the 36 operations completed under normal conditions, the reported movements were mostly in the Western Visayas Region at 39% and Eastern Visayas Region at 22%.

Meanwhile, 34% of the passenger and cargo shipping operations were cancelled, all due to the community quarantine measures imposed by the different local government units governing the ships' ports of destination. Mostly affected were operations in the Central Visayas and Eastern Visayas Regions.

Five (5) passenger ships or 10% encountered delays due to the additional measures adopted in view of COVID-19 such as temperature screening and inspections.

Lastly, no passenger and cargo shipping operation was not completed at the time of reporting.

II. STATUS OF SHIPPING OPERATIONS BY CLASSIFICATION

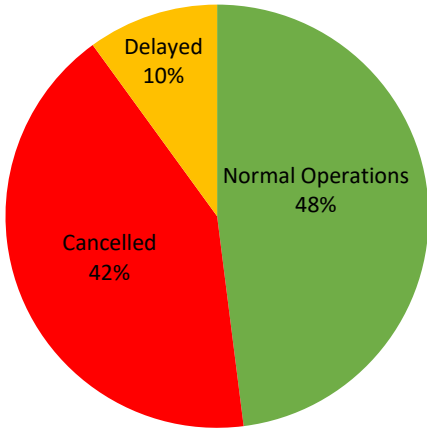
Region	Normal Operations		Cancelled		Delayed		Not Completed	
	Passenger	Cargo	Passenger	Cargo	Passenger	Cargo	Passenger	Cargo
NCR	-	2	-	-	3	-	-	-
I	-	-	-	-	-	-	-	-
II	-	-	-	-	-	-	-	-
III	-	1	-	-	-	-	-	-
IV-A	2	1	-	-	-	-	-	-
IV-B	-	-	-	-	-	-	-	-
V	5	2	-	-	-	-	-	-
VI	14	-	2	-	2	1	-	-
VII	3	5	13	1	-	-	-	-
VIII	-	-	6	-	-	-	-	-
IX	-	-	-	-	-	-	-	-
X	-	1	-	-	-	-	-	-
XI	-	-	-	-	-	-	-	-
XII	-	-	-	-	-	-	-	-
XIII	-	-	-	-	-	-	-	-
ARMM	-	-	-	-	-	-	-	-
Total	24	12	21	1	5	1	-	-

Amid the measures in place due to MGCQ, and GCQ, 12 out of 14 (86%) cargo ships still operated normally – are 1 chemical tanker, 2 container ships, 2 LCT ships, 1 oil tanker, 5 Roro cargo ships and 1 other cargo ship.

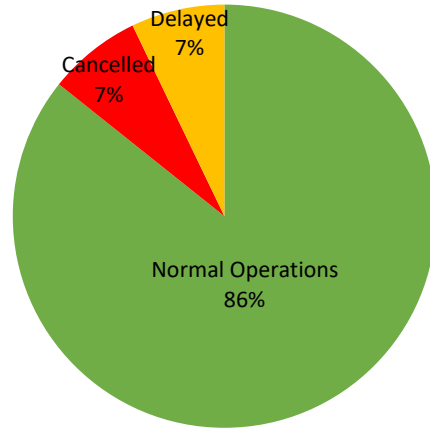
Twenty-four (24) passenger ships completed their voyage – 17 conventional passenger ships, and 7 RoPax ships completed their operations but mostly only carried cargoes during their voyage.

Meanwhile out of the 50 passenger ships, 52% were affected by the measures adopted in view of COVID-19. These measures caused either the cancellation, delay, or uncompleted operations of 26 passenger ships.

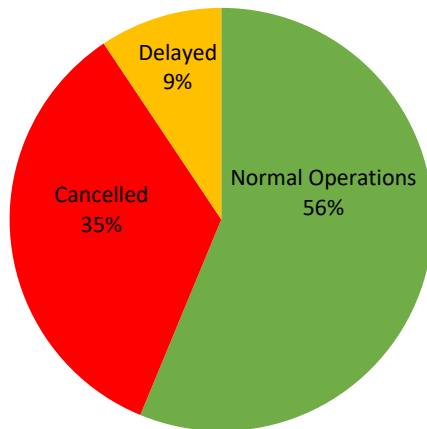
**PASSENGER
Ship Operations**



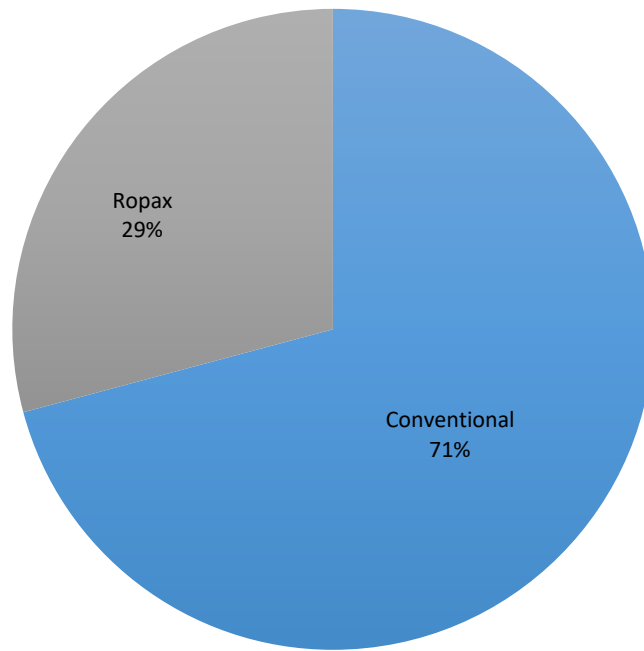
**CARGO
Ship Operations**



**PASSENGER and CARGO
Ship Operations**



Passenger Ship Types under Normal Operations



Cargo Ship Types under Normal Operations

