



MARITIME INDUSTRY AUTHORITY SITUATION REPORT - 218

Passenger and Cargo Shipping Operations on October 27, 2020
in areas under MGCQ and GCQ

Data generated on October 27, 2020, 3:00 PM

HIGHLIGHTS

- Eighty-one percent (81%) of passenger and cargo shipping operations were completed in accordance with the ships' CPC.
- Nineteen percent (19%) of the shipping operations were affected due to the measures implemented in view Code Red Sublevel 2 for the COVID-19.
- Operations of cargo ships were more affected compared to cargo ships. 25% of the cargo shipping operations were completed under normal conditions compared to passenger ships at 83%.
- **With cargo shipping still operational, transport of goods amid MGCQ, and GCQ is assured.**

PASSENGER AND CARGO SHIPPING IN NUMBERS

October 27, 2020

98 Shipping Operations Recorded

94 Passenger Ships Operated

4 Cargo Ships Operated

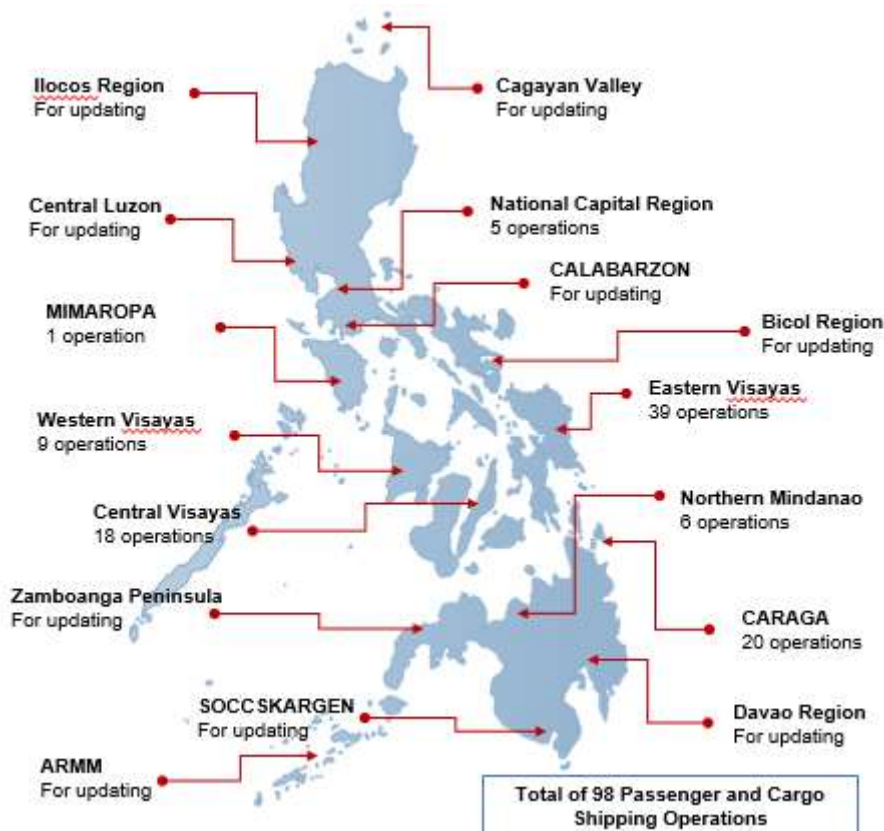
79 Ships Operated Normally

1 Operations Cancelled

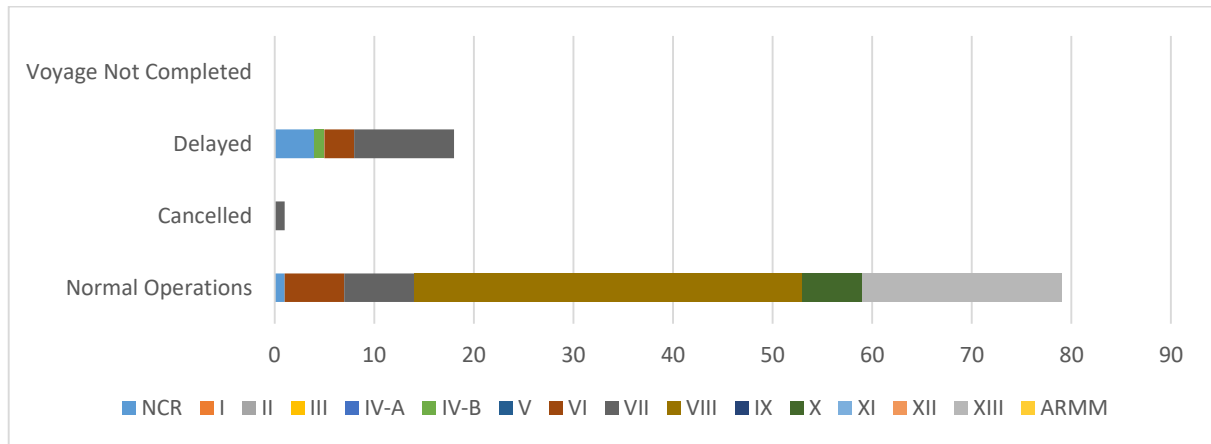
18 Operations Delayed

0 Operation Uncompleted

PASSENGER AND CARGO SHIPPING OPERATIONS IN THE PHILIPPINES IN AREAS UNDER MGCQ and GCQ



I. STATUS OF SHIPPING OPERATIONS NATIONWIDE



On October 27, 2020, there were 98 passenger and cargo shipping operations conducted wherein 79 or 81% were completed in accordance with their Certificate of Public Convenience (CPC).

Out of the 79 operations completed under normal conditions, the reported movements were mostly in the Eastern Visayas Region at 49% and Caraga Region at 25%.

Meanwhile, 1% of the passenger and cargo shipping operations were cancelled, all due to the community quarantine measures imposed by the different local government units governing the ships' ports of destination. Mostly affected was operations in the Central Visayas Region.

Fifteen (15) passenger ships or 16% encountered delays due to the additional measures adopted in view of COVID-19 such as temperature screening and inspections.

Lastly, no passenger and cargo shipping operations was not completed at the time of reporting.

II. STATUS OF SHIPPING OPERATIONS BY CLASSIFICATION

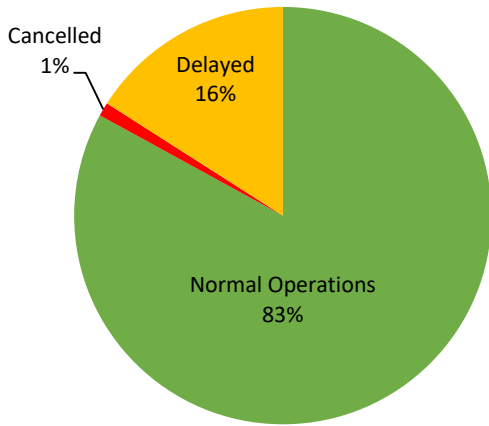
Region	Normal Operations		Cancelled		Delayed		Not Completed	
	Passenger	Cargo	Passenger	Cargo	Passenger	Cargo	Passenger	Cargo
NCR	-	1	-	-	2	2	-	-
I	-	-	-	-	-	-	-	-
II	-	-	-	-	-	-	-	-
III	-	-	-	-	-	-	-	-
IV-A	-	-	-	-	-	-	-	-
IV-B	-	-	-	-	-	1	-	-
V	-	-	-	-	-	-	-	-
VI	6	-	-	-	3	-	-	-
VII	7	-	1	-	10	-	-	-
VIII	39	-	-	-	-	-	-	-
IX	-	-	-	-	-	-	-	-
X	6	-	-	-	-	-	-	-
XI	-	-	-	-	-	-	-	-
XII	-	-	-	-	-	-	-	-
XIII	20	-	-	-	-	-	-	-
ARMM	-	-	-	-	-	-	-	-
Total	78	1	1	-	15	3	-	-

Amid the measures in place due to MGCQ, and GCQ, 1 out of 4 (25%) cargo ships still operated normally – is 1 container ships.

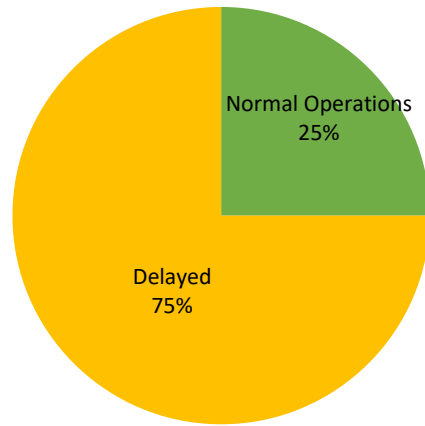
Seventy-eight (78) passenger ships completed their voyage – 76 conventional passenger ships, and 2 fast craft ferry completed their operations but mostly only carried cargoes during their voyage.

Meanwhile out of the 94 passenger ships, 17% were affected by the measures adopted in view of COVID-19. These measures caused either the cancellation, delay, or uncompleted operations of 16 passenger ships.

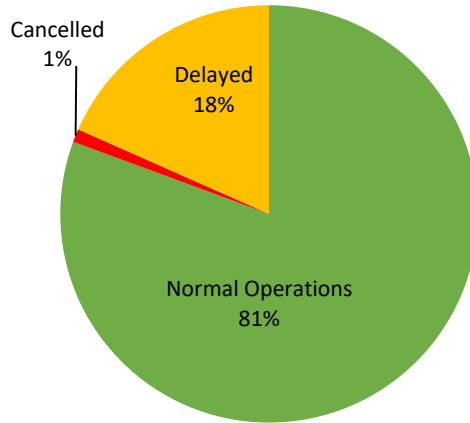
PASSENGER Ship Operations



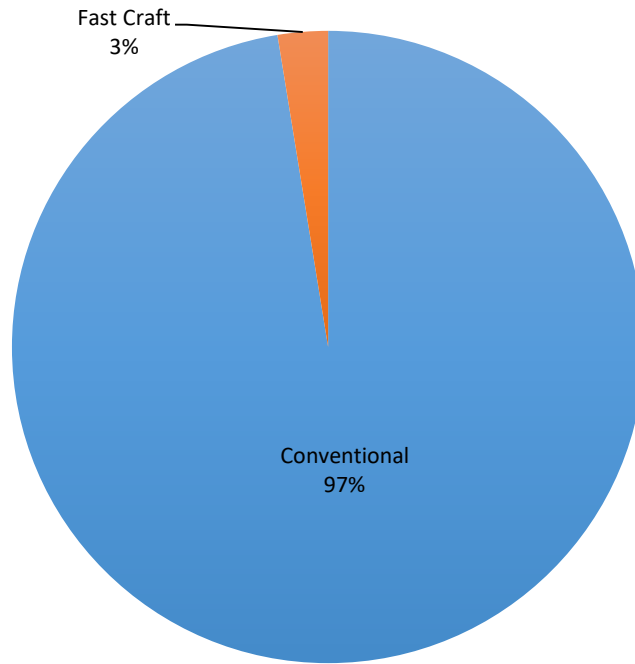
CARGO Ship Operations



PASSENGER and CARGO Ship Operations



Passenger Ship Types under Normal Operations



Cargo Ship Types under Normal Operations

